WAC

2024

40 YEARS OF EXCELLENCE

DREAM IT

Fueled by a passion for creating, WAC is a second-generation family-owned and operated lighting company with a reputation for quality spanning nearly 40 years. Our choice has consistently been to operate at a higher level of responsibility giving our customers the true benefits of a world class factory-direct relationship. We have a history of inventing and looking at things in a fresh new way to make technology leveraged products widely accessible. Our perspectives are guided by listening to everyone involved in the process from conception to installation and many ideas have come from you, the person holding this catalog.



SOLVE IT

We believe that a key part of being a Responsible Lighting company is a product offering that is progressive in both design and technology. Groundbreaking innovations in LEDs, materials engineering, and creative optical design are paving the way for endless possibilities. With over 100 engineers on staff across 6 factories in the US and Asia, we put creative and forwardthinking minds behind solving your most challenging lighting needs with new technologies. All designs are then thoroughly tested in our internationally recognized NVLAP, UL, ETL & cETL, CCC and CQC certified testing laboratories for safety, durability and robust long term performance far beyond required standards.



MAKE IT

With over 1.5 million square feet of fabrication and manufacturing capabilities, we are proud to have an industry leading infrastructure that turns concepts into fast-to-market products. But above all, we are a company who cares about our employees, our products, our reputation, and our clients. As a family-owned business, we choose to manufacture products responsibly with zero-landfill impact and help to preserve the planet for our children and grandchildren. Together, this is part of our merit-based mission to build the most respected lighting company and be a shining example of American ingenuity.



THANK YOU FOR HELPING US TO IMAGINE

OUR FUTURE AS A BETTER PLACE!

WAC

Responsible Lighting Elevates our Culture and Civilization

CONTENTS

INTERIOR LIGHTING


3 3-CIRCUIT TRACK LUMINAIRES & TRACK SYSTEM


93 J-TRACK LUMINAIRES & TRACK SYSTEM


113 SURFACE MOUNT LUMINAIRES


137 SHOWCASE LUMINAIRES


187 RECESSED CEILING LUMINAIRES


295 SURFACE MOUNT LUMINAIRES


309 LINEAR LUMINAIRES

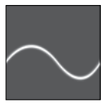
377 TAPE LIGHT


389 PANEL LUMINAIRES

EXTERIOR LIGHTING


407 LINEAR LUMINAIRES


447 SPOT LUMINAIRES


499 IN-GROUND LUMINAIRES


557 RECESSED CEILING LUMINAIRES


583 SURFACE MOUNTED LUMINAIRES


601 WALL MOUNTED LUMINAIRES


617 INVISILED® EXTERIOR


633 MARKER LUMINAIRES


647 STEP & WALL LIGHTS


661 UNDERWATER SPOT


667 LED BOLLARDS AND PATH LIGHTS


679 LED TUNNEL LIGHTS


685 CONTROL SYSTEMS

Zhengzhou Shang Dynasty Ruins Museum
Zhengzhou, Henan Province

3-CIRCUIT TRACK LUMINAIRES & TRACK SYSTEM



FALCON ROUND 7

FALCON ROUND 7
FALCON ROUND WALL WASHER 11



FALCON SQUARE 15

FALCON SQUARE AND LARGE 15
FALCON SQUARE WALL WASHER AND LARGE WALL WASHER 19



MERE 26

MERE HP 27
MERE COB 33



PALOMA SMART 40

PALOMA SMART ADJUSTABLE 41



SWALLOW 46

SWALLOW PRO 47
SWALLOW II 51
SWALLOW WALL WASHER 55
SWALLOW TUNABLE 59



SILO 64

SILO PRO 65
SILO FOCUS 71
SILO PRO WALL WASHER 75



GOBO PRO 80



3-CIRCUIT TRACK SYSTEM 84

SURFACE MOUNTED TRACKS 84
RECESSED TRACK SYSTEM 86



Liangzhu Museum
Hangzhou, Zhejiang Province



FALCON

A series of integrated LED luminaires with powerful capabilities, FALCON is highlighted in the WAC Museum Collection of upscale lighting.Through careful design, the luminaires offer a 30° anti-glare angle, slim profile and an ability to support DALI controls. Using a unique W-Module optical system and advanced LED technology, FALCON provides a variety of light distributions to the most challenging lighting applications.

FALCON ROUND



TL71S TL72S TL73S

Specifications



- Body Material: Die-cast aluminum
- Optical System: Clear Lens included+SUBROSA®Optical System
- Finish: Environmentally safe powder coat
- Adjustable Angle: 0°-355° horizontal rotation and 0°-90° vertical aiming tilt
- Accessories/Brackets: Various Optical Accessories available, up to 3 pieces, one piece allowed per Class
- Wiring: Please refer to wiring schematic diagram at the end of catalog
- LED Type: High Power LED
- LED Wattage, CCT, Lumen Output:
  TL71S 3000K:250lm 3W / 700lm 8W / 875lm 12W
  TL72S 3000K:1000lm 12W / 1575lm 18W / 2125lm 27W
  TL73S 3000K:2125lm 27W / 2800lm 32W / 2960lm 42W
- LED Lifetime: >50,000h-L70 / B10-Ta25℃ (LM-80/TM-21)
- LED Color Consistency: 1.5 SDCM
- Net Weight: 0.6Kg/0.9kg/1.3Kg

Product Features/Optics



V *4°* **S** *7°* **1** *14°* **2** *20°* **3** *30°* **4** *40°* **G** *20°x55°* **E** *10°x30°*



SUBROSA® Anti-Glare

Product Parameters

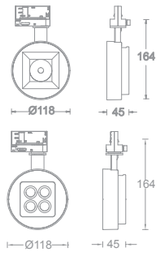

Model	LED Power	System CBCP	Dimming	Beam	CRI	CCT	Finish
TL71S	**LD03** *LED 3W*	*9901cd(3W @3000K 4°)*	**O** *On-board* **D** *0-10V & On-board* **B** *Wireless* **A** *DALI*	**V** *4°*	**9** *90* **A** *97*	**30** *3000K* **40** *4000K*	**WT** *White* **BK** *Black*
TL71S	**LD08** *LED 8W* **LD12** *LED 12W*	*10443cd(8W @3000K 7°)* *4519cd(8W @3000K 14°)* *4201cd(8W @3000K 20°)* *2169cd(8W @3 000K 30°)* *1187cd(8W @3000K 40°)* *1461cd(8W @3000K 20°x55°)* *5064cd(8W @3000K 10°x30°)* *14621cd(12W @3000K 7°)* *6327cd(12W @3000K 14°)* *5881cd(12W @3000K 20°)* *3036cd(12W @3 000K 30°)* *1150cd(12W @3000K 40°)* *1662cd(12W @3000K 20°x55°)* *7509cd(12W @3000K 10°x30°)*	**O** *On-board* **D** *0-10V & On-board* **B** *Wireless* **A** *DALI*	**S** *7°* **1** *14°* **2** *20°* **3** *30°* **4** *40°* **G** *20°x55°* **E** *10°x30°*	**9** *90* **A** *97*	**30** *3000K* **40** *4000K*	**WT** *White* **BK** *Black*

Example: TL71SLD08-O-2930WT

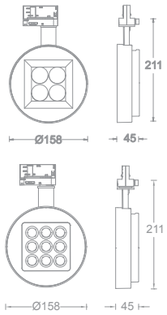

Model	LED Power	System CBCP	Dimming	Beam	CRI	CCT	Finish
TL72S	**LD12** *LED 12W*	*40811cd(12W @3000K 4°)*	**O** *On-board* **D** *0-10V & On-board* **B** *Wireless* **A** *DALI*	**V** *4°*	**9** *90* **A** *97*	**30** *3000K* **40** *4000K*	**WT** *White* **BK** *Black*
TL72S	**LD18** *LED 18W* **LD27** *LED 27W*	*19507cd(18W @3000K 7°)* *8720cd(18W @3000K 14°)* *8066cd(18W @3000K 20°)* *3879cd(18W @3000K 30°)* *2488cd(18W @3000K 40°)* *3066cd(18W @3000K 20°x55°)* *6914cd(18W @3000K 10°x30°)* *27310cd(27W @3000K 7°)* *12208cd(27W @3000K 14°)* *11292cd(27W @3000K 20°)* *5431cd(27W @3000K 30°)* *3484cd(27W @3000K 40°)* *4285cd(27W @3000K 20°x55°)* *9673cd(27W @3000K 10°x30°)*	**O** *On-board* **D** *0-10V & On-board* **B** *Wireless* **A** *DALI*	**S** *7°* **1** *14°* **2** *20°* **3** *30°* **4** *40°* **G** *20°x55°* **E** *10°x30°*	**9** *90* **A** *97*	**30** *3000K* **40** *4000K*	**WT** *White* **BK** *Black*

Example: TL72SLD18-O-2930WT

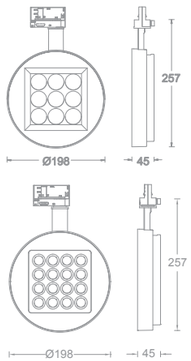

Model	LED Power	System CBCP	Dimming	Beam	CRI	CCT	Finish
TL73S	**LD27** *LED 27W*	*93734cd(27W @3000K 4°)*	**O** *On-board* **D** *0-10V & On-board* **B** *Wireless* **A** *DALI*	**V** *4°*	**9** *90* **A** *97*	**30** *3000K* **40** *4000K*	**WT** *White* **BK** *Black*
TL73S	**LD32** *LED 32W* **LD43** *LED 43W*	*32601cd(32W @3000K 7°)* *15736cd(32W @3000K 14°)* *14394cd(32W @3000K 20°)* *6913cd(32W @3000K 30°)* *4385cd(32W @3000K 40°)* *5490cd(32W @3000K 20°x55°)* *11107cd(32W @3000K 10°x30°)* *41383cd(43W @3000K 7°)* *19969cd(43W @3000K 14°)* *18266cd(43W @3000K 20°)* *8773cd(43W @3000K 30°)* *5565cd(43W @3000K 40°)* *6967cd(43W @3000K 20°x55°)* *14095cd(43W @3000K 10°x30°)*	**O** *On-board* **D** *0-10V & On-board* **B** *Wireless* **A** *DALI*	**S** *7°* **1** *14°* **2** *20°* **3** *30°* **4** *40°* **G** *20°x55°* **E** *10°x30°*	**9** *90* **A** *97*	**30** *3000K* **40** *4000K*	**WT** *White* **BK** *Black*

Example: TL73SLD32-O-2930WT

Light Distribution

TL71S

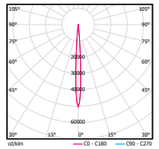

TL71SLD03-O-V930

0º AIMING ANGLE

D(M)	LUX	W	L
1	6819	0.12	0.12
2	1704.75	0.24	0.24
3	757.67	0.48	0.48
4	426.19	0.96	0.96

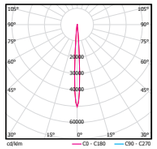

TL71SLD03-O-V940

0º Aiming Angle

D(M)	LUX	W	L
1	7219.96	0.12	0.12
2	1804.75	0.24	0.24
3	802.22	0.48	0.48
4	451.25	0.96	0.96

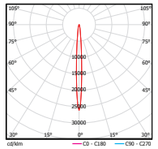

TL71SLD08-O-S930

0º AIMING ANGLE

D(M)	LUX	W	L
1	11880	0.12	0.12
2	2970	0.24	0.24
3	1320	0.37	0.37
4	743	0.49	0.49

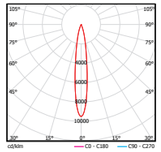

TL71SLD08-O-1930

0º Aiming Angle

D(M)	LUX	W	L
1	4127	0.26	0.26
2	1032	0.52	0.52
3	459	0.78	0.78
4	256	1.04	1.04

TL72S

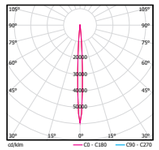

TL72SLD12-O-V930

0º AIMING ANGLE

D(M)	LUX	W	L
1	40811	0.1	0.1
2	10202.75	0.2	0.2
3	4534.56	0.4	0.4
4	2550.69	0.8	0.8

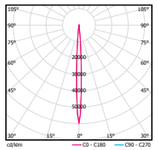

TL72SLD12-O-V940

0º Aiming Angle

D(M)	LUX	W	L
1	43210.69	0.1	0.1
2	10802.67	0.2	0.2
3	4801.19	0.4	0.4
4	2700.67	0.8	0.8

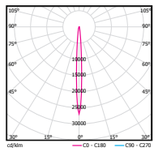

TL72SLD18-O-S930

0º AIMING ANGLE

D(M)	LUX	W	L
1	18696	0.12	0.12
2	4674	0.24	0.24
3	2077	0.36	0.36
4	1169	0.48	0.48

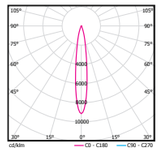

TL72SLD18-O-1930

0º Aiming Angle

D(M)	LUX	W	L
1	5908	0.26	0.26
2	1477	0.51	0.51
3	656	0.77	0.77
4	369	1.02	1.02

TL73S

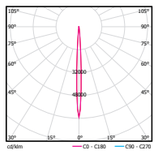

TL73SLD27-O-V930

0º AIMING ANGLE

D(M)	LUX	W	L
1	90734	0.1	0.1
2	22683.5	0.2	0.2
3	10081.56	0.4	0.4
4	5670.86	0.8	0.8

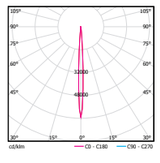

TL73SLD27-O-V940

0º Aiming Angle

D(M)	LUX	W	L
1	96069.16	0.1	0.1
2	24017.29	0.2	0.2
3	10674.35	0.4	0.4
4	6004.32	0.8	0.8

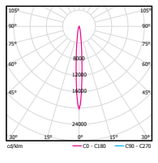

TL73SLD32-O-S930

0º AIMING ANGLE

D(M)	LUX	W	L
1	32308	0.14	0.14
2	8077	0.28	0.28
3	3590	0.42	0.42
4	2019	0.56	0.56

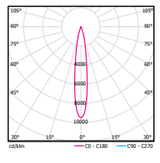

TL73SLD32-O-1930

0º Aiming Angle

D(M)	LUX	W	L
1	14893	0.27	0.27
2	3723	0.54	0.54
3	1655	0.81	0.81
4	931	1.08	1.08

Accessories

Lenses/Filters

MODEL	BEAM SELECTOR LENS (CLASS I)	SOFT BEAM LENS (CLASS I)	FROSTED GLASS (CLASS I)	BEAM ELONGATOR (CLASS I)	Honeycomb (CLASS I)
TL71S	LENS-TL71S-10D LENS-TL71S-20D LENS-TL71S-30D LENS-TL71S-40D LENS-TL71S-55D LENS-TL71S-1060D	LENS-TL71S-BSL	LENS-TL71S-FR	LENS-TL71S-BEL	LENS-TL71S-HCM
TL72S	LENS-TL72S-10D LENS-TL72S-20D LENS-TL72S-30D LENS-TL72S-40D LENS-TL72S-55D LENS-TL72S-1060D	LENS-TL72S-BSL	LENS-TL72S-FR	LENS-TL72S-BEL	LENS-TL72S-HCM
TL73S	LENS-TL73S-10D LENS-TL73S-20D LENS-TL73S-30D LENS-TL73S-40D LENS-TL73S-55D LENS-TL73S-1060D	LENS-TL73S-BSL	LENS-TL73S-FR	LENS-TL73S-BEL	LENS-TL73S-HCM

Note: Only one piece allowed per Class,all must be ordered separately.

Optical Accessories

MODEL	BARN DOOR (CLASS III)	WALL WASHER (CLASS II)
TL71S	LENS-TL71S-BD	LENS-TL71S-WW
TL72S	LENS-TL72S-BD	LENS-TL72S-WW
TL73S	LENS-TL73S-BD	LENS-TL73S-WW

Note： 1. Use up to 2 Accessories, only one piece allowed for each CLASS
2. All must be ordered separately.

FALCON ROUND WALL WASHER



TL71W TL72W TL73W

Specifications

- Body Material: Die-cast aluminum
- Optical System: Clear Lens included + Wall Washer system
- Finish: Environmentally safe powder coat
- Adjustable Angle: 0°-355° horizontal rotation and 0°-90° vertical aiming tilt
- Accessories/Brackets: Various Optical Accessories available, up to 2 pieces, one piece allowed per Class
- Wiring: Please refer to wiring schematic diagram at the end of catalog
- LED Type: High Power LED
- LED Wattage, CCT, Lumen Output:
  TL71W 3000K:700lm 8W / 875lm 12W
  TL72W 3000K:1575lm 18W / 2125lm 27W
  TL73W 3000K:2800lm 32W / 2960lm 42W
- LED Lifetime: >50,000h-L70 / B10-Ta25℃ (LM-80/TM-21)
- LED Color Consistency: 1.5 SDCM
- Net Weight: 0.6Kg/0.9kg/1.3Kg

Product Features/Optics





Wall Washer

Product Parameters

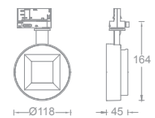

Model	LED Power	System Lumens	Dimming	Beam	CRI	CCT	Finish
TL71W	LD08 *LED 8W* LD12 *LED 12W*	*449lm(8W @3000K)* *628lm(12W @3000K)*	O *On-board* D *0-10V & On-board* B *Wireless* A *DALI*	W *Wall Washer*	9 *90* A *97*	30 *3000K* 40 *4000K*	WT *White* BK *Black*

Example: TL71WLD08-O-W930WT

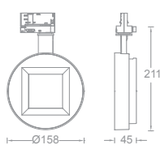

Model	LED Power	System Lumens	Dimming	Beam	CRI	CCT	Finish
TL72W	LD18 *LED 18W* LD27 *LED 27W*	*1172lm(18W @3000K)* *1641lm(27W @3000K)*	O *On-board* D *0-10V & On-board* B *Wireless* A *DALI*	W *Wall Washer*	9 *90* A *97*	30 *3000K* 40 *4000K*	WT *White* BK *Black*

Example: TL72WLD18-O-W930WT

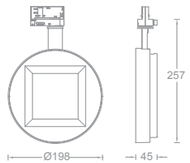

Model	LED Power	System Lumens	Dimming	Beam	CRI	CCT	Finish
TL73W	LD32 *LED 32W* LD43 *LED 43W*	*1814lm(32W @3000K)* *2302lm(43W @3000K)*	O *On-board* D *0-10V & On-board* B *Wireless* A *DALI*	W *Wall Washer*	9 *90* A *97*	30 *3000K* 40 *4000K*	WT *White* BK *Black*

Example: TL73WLD32-O-W930WT

Light Distribution

TL71WLD08-O-W930

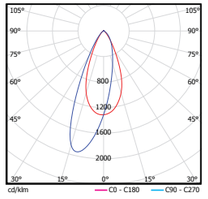

Specifications:
Number of luminaires: n > 5
Wall height (m): 3.0
Angle of tilt: 30°
Offset from wall (m): 0.9
Luminaire spacing (m): 0.99

H (m)	Surface illumination (lux)				
	below the luminaire	between the luminaire	below the luminaire	between the luminaire	below the luminaire
2.70	65	67	64	66	65
2.40	125	131	123	133	123
2.10	155	166	151	168	151
1.80	160	169	157	172	158
1.50	148	154	147	156	146
1.20	127	133	127	134	127
0.90	105	110	106	110	105
0.60	87	91	88	90	88
0.30	76	79	79	78	77

Specifications:
Number of luminaires: n > 5
Wall height (m): 3.0
Angle of tilt: 30°
Offset from wall (m): 0.9
Luminaire spacing (m): 1.08

H (m)	Surface illumination (lux)				
	below the luminaire	between the luminaire	below the luminaire	between the luminaire	below the luminaire
2.70	61	59	61	59	62
2.40	118	116	117	117	116
2.10	145	147	142	150	141
1.80	150	152	148	155	147
1.50	137	139	137	142	136
1.20	117	122	117	123	117
0.90	97	101	97	101	96
0.60	81	84	81	84	81
0.30	70	73	73	73	71

TL72WLD18-O-W930

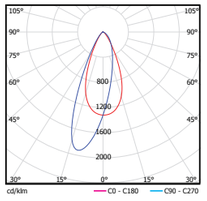

Specifications:
Number of luminaires: n > 5
Wall height (m): 4.0
Angle of tilt: 30°
Offset from wall (m): 1.2
Luminaire spacing (m): 1.32

H (m)	Surface illumination (lux)				
	below the luminaire	between the luminaire	below the luminaire	between the luminaire	below the luminaire
3.60	85	89	88	87	87
3.20	154	164	155	164	154
2.80	187	203	185	204	186
2.40	194	204	193	206	194
2.00	180	185	178	186	179
1.60	151	156	150	157	151
1.20	124	127	125	127	123
0.80	102	104	104	105	102
0.40	88	92	91	91	89

Specifications:
Number of luminaires: n > 5
Wall height (m): 4.0
Angle of tilt: 30°
Offset from wall (m): 1.2
Luminaire spacing (m): 1.44

H (m)	Surface illumination (lux)				
	below the luminaire	between the luminaire	below the luminaire	between the luminaire	below the luminaire
3.60	80	79	83	78	82
3.20	145	145	146	145	145
2.80	175	182	175	183	175
2.40	181	184	181	185	181
2.00	167	168	166	169	166
1.60	139	143	139	143	139
1.20	114	117	115	117	113
0.80	94	97	95	97	93
0.40	81	84	84	84	82

TL73WLD32-O-W930

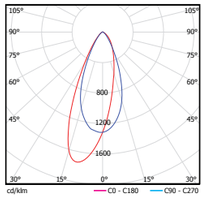

Specifications:
Number of luminaires: n > 5
Wall height (m): 5.0
Angle of tilt: 30°
Offset from wall (m): 1.5
Luminaire spacing (m): 1.8

H (m)	Surface illumination (lux)				
	below the luminaire	between the luminaire	below the luminaire	between the luminaire	below the luminaire
4.50	99	102	103	100	102
4.00	159	162	158	162	160
3.50	184	191	182	192	184
3.00	186	190	185	190	184
2.50	170	172	169	173	169
2.00	145	148	144	148	144
1.50	120	124	120	124	118
1.00	100	103	101	103	99
0.50	88	90	90	90	87

Specifications:
Number of luminaires: n > 5
Wall height (m): 5.0
Angle of tilt: 30°
Offset from wall (m): 1.5
Luminaire spacing (m): 1.65

H (m)	Surface illumination (lux)				
	below the luminaire	between the luminaire	below the luminaire	between the luminaire	below the luminaire
4.50	105	109	107	107	108
4.00	165	180	166	179	166
3.50	192	210	192	210	192
3.00	196	207	196	207	193
2.50	180	186	180	187	179
2.00	153	160	154	160	152
1.50	128	132	129	132	126
1.00	106	109	109	109	106
0.50	93	96	97	96	93

Accessories

Optical Accessories

MODEL	BARN DOOR (CLAS III)	ANTI-GLARE SPOTLIGHT ASSEMBLY (CLASS II)
TL71W	LENS-TL71S-BD	LENS-TL71W-SUBROSA
TL72W	LENS-TL72S-BD	LENS-TL72W-SUBROSA
TL73W	LENS-TL73S-BD	LENS-TL73W-SUBROSA

Note: 1. Only one piece allowed for each CLASS.
2. All must be ordered separately.
3. Please refer to manual when installing the anti-glare spotlight assembly.

FALCON SQUARE AND LARGE



TL65S TL66S TL67S TL64H

Specifications

IP20 | 40℃ -20℃ | High CRI | Input 220V AC/50Hz | Dimmable | WIFI | DALI | SUBROSA® Glare-free

- Body Material: Die-cast aluminum
- Optical System: Clear Lens included+SUBROSA®Optical System
- Finish: Environmentally safe powder coat
- Adjustable Angle: 0°-355° horizontal rotation and 0°-90° vertical aiming tilt
- Accessories/Brackets: Various Optical Accessories available, up to 3 pieces, one piece allowed per Class
- Wiring: Please refer to wiring schematic diagram at the end of catalog
- LED Type: High Power LED
- LED Wattage, CCT, Lumen Output:
  TL65S 3000K:250lm 3W / 700lm 8W / 875lm 12W
  TL66S 3000K:1000lm 12W / 1575lm 18W / 2125lm 27W
  TL67S 3000K:2125lm 27W / 2800lm 32W / 2960lm 42W
  TL64H 3000K:4650lm 50W / 6000lm(70W)
- LED Lifetime: >50,000h-L70 / B10-Ta25℃ (LM-80/TM-21)
- LED Color Consistency: 1.5 SDCM
- Net Weight: 0.6Kg/0.9kg/1.3Kg / 2.3Kg

Product Features/Optics



V *4°* **S** *7°* **1** *14°* **2** *20°* **3** *30°* **4** *40°* **G** *20°x55°* **E** *10°x30°*

Product Parameters

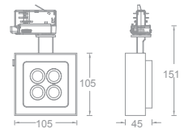

Model	LED Power	System CBCP	Dimming	Beam	CRI	CCT	Finish
TL65S	**LD03** *LED 3W*	*9901cd(3W @3000K 4°)*	**O** *On-board* **D** *0-10V & On-board* **B** *Wireless* **A** *DALI*	**V** *4°*	**9** *90* **A** *97*	**30** *3000K* **40** *4000K*	**WT** *White* **BK** *Black*
TL65S	**LD08** *LED 8W* **LD12** *LED 12W*	*10443cd(8W @3000K 7°)* *4519cd(8W @3000K 14°)* *4201cd(8W @3000K 20°)* *2169cd(8W @3 000K 30°)* *1187cd(8W @3000K 40°)* *1461cd(8W @3000K 20°x55°)* *5064cd(8W @3000K 10°x30°)* *14621cd(12W @3000K 7°)* *6327cd(12W @3000K 14°)* *5881cd(12W @3000K 20°)* *3036cd(12W @3 000K 30°)* *1150cd(12W @3000K 40°)* *1662cd(12W @3000K 20°x55°)* *7509cd(12W @3000K 10°x30°)*	**O** *On-board* **D** *0-10V & On-board* **B** *Wireless* **A** *DALI*	**S** *7°* **1** *14°* **2** *20°* **3** *30°* **4** *40°* **G** *20°x55°* **E** *10°x30°*	**9** *90* **A** *97*	**30** *3000K* **40** *4000K*	**WT** *White* **BK** *Black*

Example: TL65SLD08-O-2930WT

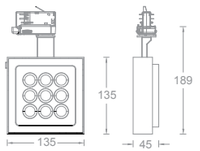

Model	LED Power	System CBCP	Dimming	Beam	CRI	CCT	Finish
TL66S	**LD12** *LED 12W*	*40811cd(12W @3000K 4°)*	**O** *On-board* **D** *0-10V & On-board* **B** *Wireless* **A** *DALI*	**V** *4°*	**9** *90* **A** *97*	**30** *3000K* **40** *4000K*	**WT** *White* **BK** *Black*
TL66S	**LD18** *LED 18W* **LD27** *LED 27W*	*19507cd(18W @3000K 7°)* *8720cd(18W @3000K 14°)* *8066cd(18W @3000K 20°)* *3879cd(18W @3000K 30°)* *2488cd(18W @3000K 40°)* *3066cd(18W @3000K 20°x55°)* *6914cd(18W @3000K 10°x30°)* *27310cd(27W @3000K 7°)* *12208cd(27W @3000K 14°)* *11292cd(27W @3000K 20°)* *5431cd(27W @3000K 30°)* *3484cd(27W @3000K 40°)* *4285cd(27W @3000K 20°x55°)* *9673cd(27W @3000K 10°x30°)*	**O** *On-board* **D** *0-10V & On-board* **B** *Wireless* **A** *DALI*	**S** *7°* **1** *14°* **2** *20°* **3** *30°* **4** *40°* **G** *20°x55°* **E** *10°x30°*	**9** *90* **A** *97*	**30** *3000K* **40** *4000K*	**WT** *White* **BK** *Black*

Example: TL66SLD18-O-2930WT

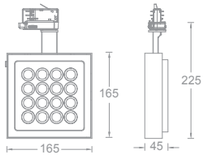

Model	LED Power	System CBCP	Dimming	Beam	CRI	CCT	Finish
TL67S	**LD27** *LED 27W*	*93734cd(27W @3000K 4°)*	**O** *On-board* **D** *0-10V & On-board* **B** *Wireless* **A** *DALI*	**V** *4°*	**9** *90* **A** *97*	**30** *3000K* **40** *4000K*	**WT** *White* **BK** *Black*
TL67S	**LD32** *LED 32W* **LD43** *LED 43W*	*32601cd(32W @3000K 7°)* *15736cd(32W @3000K 14°)* *14394cd(32W @3000K 20°)* *6913cd(32W @3000K 30°)* *4385cd(32W @3000K 40°)* *5490cd(32W @3000K 20°x55°)* *11107cd(32W @3000K 10°x30°)* *41383cd(43W @3000K 7°)* *19969cd(43W @3000K 14°)* *18266cd(43W @3000K 20°)* *8773cd(43W @3000K 30°)* *5565cd(43W @3000K 40°)* *6967cd(43W @3000K 20°x55°)* *14095cd(43W @3000K 10°x30°)*	**O** *On-board* **D** *0-10V & On-board* **B** *Wireless* **A** *DALI*	**S** *7°* **1** *14°* **2** *20°* **3** *30°* **4** *40°* **G** *20°x55°* **E** *10°x30°*	**9** *90* **A** *97*	**30** *3000K* **40** *4000K*	**WT** *White* **BK** *Black*

Example: TL67SLD32-O-2930WT

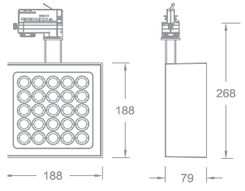

Model	LED Power	System CBCP	Dimming	Beam	CRI	CCT	Finish
TL64H	**LD50** *LED 50W* **LD70** *LED 70W*	*53235cd(50W @3000K 7°)* *36680cd(50W @3000K 14°)* *22348cd(50W @3000K 20°)* *11408cd(50W @3 000K 30°)* *7123cd(50W @3000K 40°)* *24943cd(50W @3000K 10°x30°)* *64139cd(70W @3000K 7°)* *44193cd(70W @3000K 14°)* *26925cd(70W @3000K 20°)* *13745cd(70W @3 000K 30°)* *8582cd(70W @3000K 40°)* *30052cd(70W @3000K 10°x30°)*	**O** *On-board* **D** *0-10V Dimming* **A** *DALI*	**S** *7°* **1** *14°* **2** *20°* **3** *30°* **4** *40°* **E** *10°x30°*	**9** *90* **A** *97*	**30** *3000K* **40** *4000K*	**WT** *White* **BK** *Black*

Example: TL64HLD70-O-2930WT

Light Distribution

TL65S

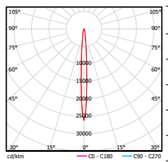

TL65SLD08-O-S930

0º Aiming Angle

D(M)	LUX	W	L
1	11880	0.12	0.12
2	2970	0.24	0.24
3	1320	0.37	0.37
4	743	0.49	0.49

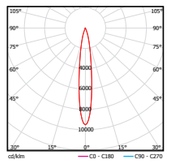

TL65SLD08-O-1930

0º Aiming Angle

D(M)	LUX	W	L
1	4127	0.26	0.26
2	1032	0.52	0.52
3	459	0.78	0.78
4	256	1.04	1.04

TL66S

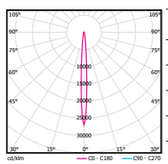

TL66SLD18-O-S930

0º Aiming Angle

D(M)	LUX	W	L
1	18696	0.12	0.12
2	4674	0.24	0.24
3	2077	0.36	0.36
4	1169	0.48	0.48

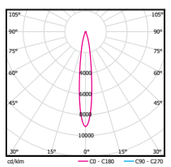

TL66SLD18-O-1930

0º Aiming Angle

D(M)	LUX	W	L
1	5908	0.26	0.26
2	1477	0.51	0.51
3	656	0.77	0.77
4	369	1.02	1.02

TL67S

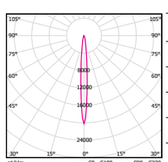

TL67SLD32-O-S930

0º Aiming Angle

D(M)	LUX	W	L
1	32308	0.14	0.14
2	8077	0.28	0.28
3	3590	0.42	0.42
4	2019	0.56	0.56

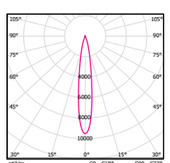

TL67SLD32-O-1930

0º Aiming Angle

D(M)	LUX	W	L
1	14893	0.27	0.27
2	3723	0.54	0.54
3	1655	0.81	0.81
4	931	1.08	1.08

TL64H

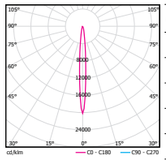

TL64HLD50-O-S930

0º Aiming Angle

D(M)	LUX	W	L
1	118700	0.14	0.14
2	29675	0.28	0.28
3	13189	0.42	0.42
4	7419	0.56	0.56

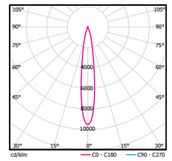

TL64HLD50-O-1930

0º Aiming Angle

D(M)	LUX	W	L
1	50516	0.27	0.27
2	12629	0.54	0.54
3	5613	0.81	0.81
4	3157	1.08	1.08

Accessories

Lenses/Filters

MODEL	BEAM SELECTOR LENS (CLASS I)	SOFT BEAM LENS (CLASS I)	FROSTED GLASS (CLASS I)	BEAM ELONGATOR (CLASS I)	Honeycomb (CLASS I)
T65S	LENS-TL65S-10D LENS-TL65S-20D LENS-TL65S-30D LENS-TL65S-40D LENS-TL65S-55D LENS-TL65S-0160D	LENS-TL65S-BSL	LENS-TL65S-FR	LENS-TL65S-BEL	LENS-TL65S-HCM
TL66S	LENS-TL66S-10D LENS-TL65S-20D LENS-TL65S-30D LENS-TL65S-40D LENS-TL65S-55D LENS-TL65S-0160D	LENS-TL66S-BSL	LENS-TL66S-FR	LENS-TL66S-BEL	LENS-TL66S-HCM
TL67S	LENS-TL67S-10D LENS-TL67S-20D LENS-TL67S-30D LENS-TL67S-40D LENS-TL67S-55D LENS-TL67S-0160D	LENS-TL67S-BSL	LENS-TL67S-FR	LENS-TL67S-BEL	LENS-TL67S-HCM
MODEL	Beam Elongator (CLASS I)	SOFT BEAM LENS (CLASS II)	FROSTED GLASS (CLASS II)	/	Honeycomb (CLASS II)
T64H	LENS-TL64H-T-10D LENS-TL64H-T-20D LENS-TL64H-T-30D LENS-TL64H-T-40D LENS-TL64H-T-55D LENS-TL64H-T-0160D	LENS-TL64H-BSL	LENS-TL64H-FR	/	LENS-TL64H-HCM

Note: Only one piece allowed per Class,all must be ordered separately.
Please consult WAC for the Optical Accessories with the appropriate beam angles.

Optical Accessories

MODEL	WALL WASHER (CLASS II)	BARN DOOR (CLASS III)
TL65S	LENS-TL65S-WW	LENS-TL65S-BD
TL66S	LENS-TL66S-WW	LENS-TL66S-BD
TL67S	LENS-TL67S-WW	LENS-TL67S-BD
TL64H		LENS-TL64-BD

Note：1. Up to 3 Accessories only one piece allowed for each CLASS
2. All must be ordered separately.

FALCON SQUARE WALL WASHER AND LARGE WALL WASHER



TL65W TL66W TL67W TL64WLD TL64WLM

Specifications

IP20 | 40℃ -20℃ | High CRI | Input 220V AC/50Hz | Dimmable | WIFI | DALI

- Body Material: Die-cast aluminum
- Optical System: Clear Lens included + Wall Washer system
  (TL65W/TL66W/TL67W)
  Dual lens(TL64W)
- Finish: Environmentally safe powder coat
- Adjustable Angle: 0°-355° horizontal rotation and 0°-90° vertical aiming tilt(TL65W/TL66W/TL67W)
  0°-355° horizontal rotation and 0°-90° vertical aiming tilt(TL64W)
- Wiring: Please refer to wiring schematic diagram at the end of catalog
- LED Type: High Power LED
- LED Wattage, CCT, Lumen Output:
  TL65W 3000K:700lm 8W / 875lm 12W
  TL66W 3000K:1575lm 18W / 2125lm 27W
  TL67W 3000K:2800lm 32W / 2960lm 42W
  TL64WLD 3000K:4650lm 50W / 6000lm(70W)
  TL64WLM 3000K:4500lm
- LED Lifetime: >50,000h-L70 / B10-Ta25℃ (LM-80/TM-21)
- LED Color Consistency: 1.5 SDCM
- Net Weight: 0.6Kg / 0.9Kg / 1.3Kg / 2.3Kg / 2.7Kg

Product Features/Optics





Wall Washer

Product Parameters

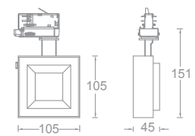

Model	LED Power	System Lumens	Dimming	Beam	CRI	CCT	Finish
TL65W	LD08 LED 8W LD12 LED 12W	449lm(8W@3000K) 628lm(12W@3000K)	O On-board D 0-10V & On-board B Wireless A DALI	W Wall Washer	9 90 A 97	30 3000K 40 4000K	WT White BK Black

Example: TL65WLD08-O-W930WT

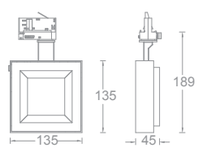

Model	LED Power	System Lumens	Dimming	Beam	CRI	CCT	Finish
TL66W	LD18 LED 18W LD27 LED 27W	1172lm(18W@3000K) 1641lm(27W@3000K)	O On-board D 0-10V & On-board B Wireless A DALI	W Wall Washer	9 90 A 97	30 3000K 40 4000K	WT White BK Black

Example: TL66WLD18-O-W930WT

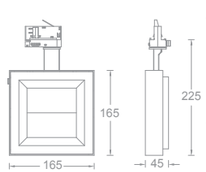

Model	LED Power	System Lumens	Dimming	Beam	CRI	CCT	Finish
TL67W	LD32 LED 32W LD43 LED 43W	1814lm(32W@3000K) 2302lm(43W@3000K)	O On-board D 0-10V & On-board B Wireless A DALI	W Wall Washer	9 90 A 97	30 3000K 40 4000K	WT White BK Black

Example: TL67WLD32-O-W930WT

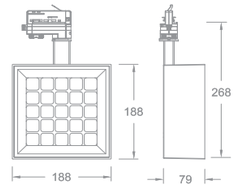

Model	LED Power	System Lumens	Dimming	Beam	CRI	CCT	Finish
TL64W	LD50 LED 50W LD70 LED 70W	3022lm(50W@3000K) 3499lm(70W@3000K)	O On-board D 0-10V Dimming A DALI	W Wall Washer	9 90 A 97	30 3000K 40 4000K	WT White BK Black

Example: TL64WLD50-O-W930WT

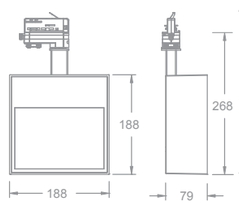

Model	LED Power	System Lumens	Dimming	Beam	CRI	CCT	Finish
TL64W	LM40 COB 40W	2783m(40W@3000K U) 3202lm(40W@3000K W)	O On-board D 0-10V Dimming A DALI	U Wall Washer (10:1) W Wall Washer (5:1)	9 90 A 97	30 3000K 40 4000K	WT White BK Black

Example: TL64WLM40-O-U930WT
Note: The wall washing ratio refers to the ratio of the height of the wall to the distance between the luminaires and the wall, see the installation diagram for details

Light Distribution

TL65WLD08-O-W930

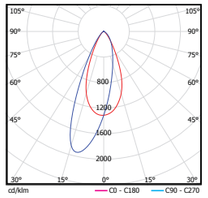

Specifications:
Number of luminaires: n > 5
Wall height (m): 3.0
Angle of tilt: 30°
Offset from wall (m): 0.9
Luminaire spacing (m): 0.99

H (m)	Surface illumination (lux)				
	below the luminaire	between the luminaire	below the luminaire	between the luminaire	below the luminaire
2.70	65	67	64	66	65
2.40	125	131	123	133	123
2.10	155	166	151	168	151
1.80	160	169	157	172	158
1.50	148	154	147	156	146
1.20	127	133	127	134	127
0.90	105	110	106	110	105
0.60	87	91	88	90	88
0.30	76	79	79	78	77

Specifications:
Number of luminaires: n > 5
Wall height (m): 3.0
Angle of tilt: 30°
Offset from wall (m): 0.9
Luminaire spacing (m): 1.08

H (m)	Surface illumination (lux)				
	below the luminaire	between the luminaire	below the luminaire	between the luminaire	below the luminaire
2.70	61	59	61	59	62
2.40	118	116	117	117	116
2.10	145	147	142	150	141
1.80	150	152	148	155	147
1.50	137	139	137	142	136
1.20	117	122	117	123	117
0.90	97	101	97	101	96
0.60	81	84	81	84	81
0.30	70	73	73	73	71

TL66WLD18-O-W930

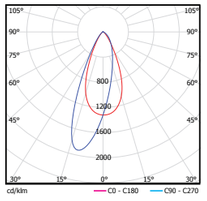

Specifications:
Number of luminaires: n > 5
Wall height (m): 4.0
Angle of tilt: 30°
Offset from wall (m): 1.2
Luminaire spacing (m): 1.32

H (m)	Surface illumination (lux)				
	below the luminaire	between the luminaire	below the luminaire	between the luminaire	below the luminaire
3.60	85	89	88	87	87
3.20	154	164	155	164	154
2.80	187	203	185	204	186
2.40	194	204	193	206	194
2.00	180	185	178	186	179
1.60	151	156	150	157	151
1.20	124	127	125	127	123
0.80	102	104	104	105	102
0.40	88	92	91	91	89

Specifications:
Number of luminaires: n > 5
Wall height (m): 4.0
Angle of tilt: 30°
Offset from wall (m): 1.2
Luminaire spacing (m): 1.44

H (m)	Surface illumination (lux)				
	below the luminaire	between the luminaire	below the luminaire	between the luminaire	below the luminaire
3.60	80	79	83	78	82
3.20	145	145	146	145	145
2.80	175	182	175	183	175
2.40	181	184	181	185	181
2.00	167	168	166	169	166
1.60	139	143	139	143	139
1.20	114	117	115	117	113
0.80	94	97	95	97	93
0.40	81	84	84	84	82

TL67WLD32-O-W930

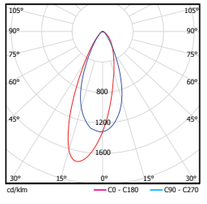

Specifications:
Number of luminaires: n > 5
Wall height (m): 5.0
Angle of tilt: 30°
Offset from wall (m): 1.5
Luminaire spacing (m): 1.8

H (m)	Surface illumination (lux)				
	below the luminaire	between the luminaire	below the luminaire	between the luminaire	below the luminaire
4.50	99	102	103	100	102
4.00	159	162	158	162	160
3.50	184	191	182	192	184
3.00	186	190	185	190	184
2.50	170	172	169	173	169
2.00	145	148	144	148	144
1.50	120	124	120	124	118
1.00	100	103	101	103	99
0.50	88	90	90	90	87

Specifications:
Number of luminaires: n > 5
Wall height (m): 5.0
Angle of tilt: 30°
Offset from wall (m): 1.5
Luminaire spacing (m): 1.65

H (m)	Surface illumination (lux)				
	below the luminaire	between the luminaire	below the luminaire	between the luminaire	below the luminaire
4.50	105	109	107	107	108
4.00	165	180	166	179	166
3.50	192	210	192	210	192
3.00	196	207	196	207	193
2.50	180	186	180	187	179
2.00	153	160	154	160	152
1.50	128	132	129	132	126
1.00	106	109	109	109	106
0.50	93	96	97	96	93

Light Distribution

TL64WLD50-O-W930WT

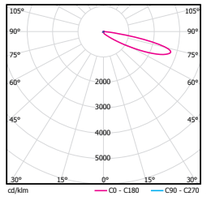

Specifications:
Number of luminaires: n > 5
Wall height (m): 10.0
Offset from wall (m): 1.0
Luminaire spacing (m): 1.0

H (m)	Surface illumination (lux)				
	below the luminaire	between the luminaire	below the luminaire	between the luminaire	below the luminaire
9.50	354	371	374	373	360
8.50	400	436	441	441	403
7.50	310	338	441	340	315
6.50	231	249	255	246	233
5.50	169	179	181	178	165
4.50	123	129	130	126	120
3.50	91	95	96	94	89
2.50	71	74	74	73	69
1.50	60	63	63	61	59
0.50	63	64	64	63	60

TL64WLM40-O-U930WT

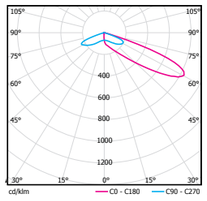

Specifications:
Number of luminaires: n > 5
Wall height (m): 5.0
Offset from wall (m): 1.0
Luminaire spacing (m): 2.0

H (m)	Surface illumination (lux)				
	below the luminaire	between the luminaire	below the luminaire	between the luminaire	below the luminaire
4.55	349	358	351	358	349
4.10	599	529	603	529	601
3.65	495	496	503	496	500
3.20	404	424	415	424	409
2.75	318	340	333	341	324
2.30	244	261	261	264	250
1.85	184	200	203	203	191
1.40	140	153	156	155	146
0.95	108	116	124	124	115
0.45	94	106	108	110	100

Accessories

Optical Accessories

MODEL	BARN DOOR	ANTI-GLARE SPOTLIGHT ASSEMBLY		
				
TL65W	LENS-TL65S-BD	LENS-TL65W-SUBROSA	/	/
TL66W	LENS-TL66S-BD	/	LENS-TL66W-SUBROSA	/
TL67W	LENS-TL67S-BD	/	/	LENS-TL67W-SUBROSA
TL64W	LENS-TL64-BD	/	/	/

Note：1. All must be ordered separately
2. Note: please refer to the manual when installing the anti-glare spotlight assembly

Wuhan Qintai Art Museum
Wuhan, Hubei Province

Zhengjiang Literary Center
Hangzhou, Zhejiang Province



3-CIRCUIT TRACK
& TRACE SYSTEM

MERE

More flexible, intelligent, and outstanding MERE track spotlights. It has a rich selection of optical configurations, color temperatures, and Accessories, as well as intelligent control modules that can DIY. The innovative design of the 0-10V&knob dimming dual function makes on-site system and individual debugging more flexible and convenient.

MERE HP



TL36S TL37S TL38S

Specifications



- Body Material: Die-cast aluminum
- Optical System: Clear Lens included + Reflector
- Finish: Environmentally safe powder coat
- Adjustable Angle: 0°-365° horizontal rotation and 0°-90°
- Accessories/Brackets: Various Optical Accessories available, one piece allowed per Class
- Wiring: Please refer to wiring schematic diagram at the end of catalog
- LED Type: High Power LED
- LED Wattage, CCT, Lumen Output:
  TL36S 3000K:800lm 8W / 1200lm 12W
  TL37S 3000K:1800lm 18W / 2700lm 27W
  TL38S 3000K:3200lm 32W / 4800lm 48W
- LED Lifetime: >50,000h-L70 / B10-Ta25℃ (LM-80/TM-21)
- LED Color Consistency: 2 SDCM
- Net Weight: 0.9Kg / 1.8Kg / 3.8Kg

Product Features/Optics



S *6°* **N** *10°* **1** *15°* **2** *24°* **3** *36°* **5** *50°* **E** *10°x50°* **G** *25°55°*



W *Wall Wash*

Product Parameters

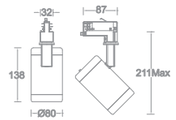

Model	LED Power	System CBCP	Dimming	Beam	CRI	CCT	Finish
TL36S	**LD08** *LED 8W* **LD12** *LED 12W*	*28484cd(12 W @3000K 6°)* *15778cd(12 W @3000K 10°)* *7004cd(12 W @3000K 15°)* *2381cd(12 W @3000K 24°)* *1429cd(12 W @3000K 36°)* *652cd(12 W @3000K 50 °)*	**D** *0-10V & On-board* **A** *DALI*	**S** *6°* **N** *10°* **1** *15°* **2** *24°* **3** *36°* **5** *50°* **E** *10°x50°* **G** *25°x55°* **W** *Wall Washer*	**9** *90* **A** *97*	**27** *2700K* **30** *3000K* **35** *3500K* **40** *4000K*	**WT** *White* **BK** *Black*

Example: TL36SLD12-D-2930WT

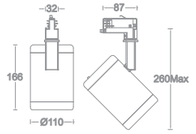

Model	LED Power	System CBCP	Dimming	Beam	CRI	CCT	Finish
TL37S	**LD18** *LED 18W* **LD27** *LED 27W*	*35270cd(27W @3000K 6°)* *20256cd(27 W @3000K 10°)* *19090cd(27 W @3000K 15°)* *6361cd(27W @3000K 24°)* *3121cd(27 W @3000K 36°)* *1565cd(27 W @3000K 50 °)*	**D** *0-10V & On-board* **A** *DALI*	**S** *6°* **N** *10°* **1** *15°* **2** *24°* **3** *36°* **5** *50°* **E** *10°x50°* **G** *25°x55°* **W** *Wall Washer*	**9** *90* **A** *97*	**27** *2700K* **30** *3000K* **35** *3500K* **40** *4000K*	**WT** *White* **BK** *Black*

Example: TL37SLD27-D-2930WT

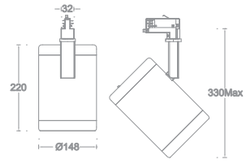

Model	LED Power	System CBCP	Dimming	Beam	CRI	CCT	Finish
TL38S	**LD32** *LED 32W* **LD48** *LED 48W*	*96550cd(48W @3000K 6°)* *37397cd(48 W @3000K 10°)* *22046cd(48 W @3000K 15°)* *10520cd(48W @3000K 24°)* *6251cd(48W @3000K 36°)* *2799cd(48 W @3000K 50 °)*	**D** *0-10V & On-board* **A** *DALI*	**S** *6°* **N** *10°* **1** *15°* **2** *24°* **3** *36°* **5** *50°* **E** *10°x50°* **G** *25°x55°* **W** *Wall Washer*	**9** *90* **A** *97*	**27** *2700K* **30** *3000K* **35** *3500K* **40** *4000K*	**WT** *White* **BK** *Black*

Example: TL38SLD48-D-2930WT

Light Distribution

T36S

TL36SLD12-D-S930WT

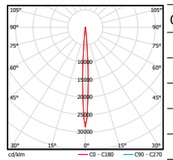

0° Aiming Angle

D(M)	LUX	W	L
1	28484	0.11	0.11
2	7121	0.22	0.22
3	3165	0.33	0.33
4	1780	0.44	0.44

TL36SLD12-D-N930WT

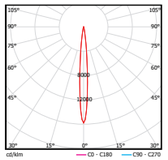

0° Aiming Angle

D(M)	LUX	W	L
1	15778	0.16	0.16
2	3945	0.32	0.32
3	1753	0.48	0.48
4	986	0.64	0.64

TL36SLD12-D-1930WT

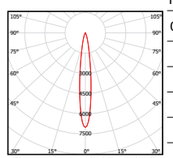

0° Aiming Angle

D(M)	LUX	W	L
1	7004	0.24	0.24
2	1751	0.48	0.48
3	778	0.72	0.72
4	438	0.96	0.96

TL36SLD12-D-2930WT

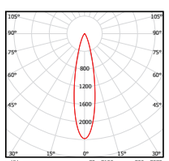

0° Aiming Angle

D(M)	LUX	W	L
1	2381	0.40	0.40
2	595	0.80	0.80
3	265	1.20	1.20
4	149	1.60	1.60

TL36SLD12-D-3930WT

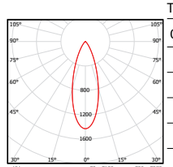

0° Aiming Angle

D(M)	LUX	W	L
1	1429	0.61	0.61
2	357	1.22	1.22
3	159	1.83	1.83
4	89	2.44	2.44

TL36SLD12-D-5930WT

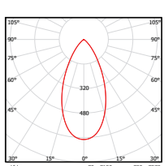

0° Aiming Angle

D(M)	LUX	W	L
1	652	0.92	0.92
2	163	1.84	1.84
3	72	2.76	2.76
4	41	3.68	3.68

T37S

TL37SLD27-D-S930BK

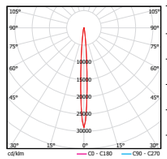

0° Aiming Angle

D(M)	LUX	W	L
1	45460	0.13	0.13
2	11365	0.26	0.26
3	5051	0.39	0.39
4	2841	0.52	0.52

TL37SLD27-D-N930BK

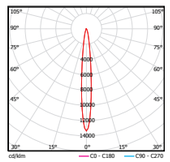

0° Aiming Angle

D(M)	LUX	W	L
1	20695	0.19	0.19
2	5174	0.38	0.38
3	2299	0.57	0.57
4	1293	0.76	0.76

TL37SLD27-D-1930BK

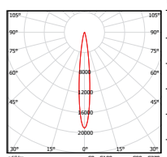

0° Aiming Angle

D(M)	LUX	W	L
1	19090	0.22	0.22
2	4773	0.44	0.44
3	2121	0.66	0.66
4	1193	0.88	0.88

TL37SLD27-D-2930BK

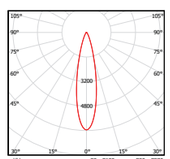

0° Aiming Angle

D(M)	LUX	W	L
1	6361	0.40	0.40
2	1590	0.80	0.80
3	707	1.20	1.20
4	398	1.60	1.60

TL37SLD27-D-3930BK

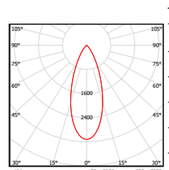

0° Aiming Angle

D(M)	LUX	W	L
1	3121	0.69	0.69
2	780	1.38	1.38
3	347	2.07	2.07
4	195	2.76	2.76

TL37SLD27-D-5930BK

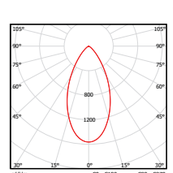

0° Aiming Angle

D(M)	LUX	W	L
1	1565	0.96	0.96
2	391	1.92	1.92
3	174	2.88	2.88
4	98	3.84	3.84

Light Distribution

T38S

TL38SLD48-D-S930BK

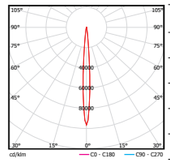

0° Aiming Angle

D(M)	LUX	W	L
1	96550	0.14	0.14
2	24138	0.28	0.28
3	10728	0.42	0.42
4	6034	0.56	0.56

TL38SLD48-D-N930BK

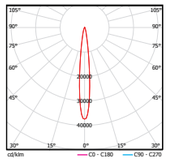

0° Aiming Angle

D(M)	LUX	W	L
1	37397	0.21	0.21
2	9349	0.42	0.42
3	4155	0.63	0.63
4	2337	0.84	0.84

TL38SLD48-D-1930BK

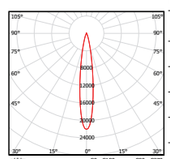

0° Aiming Angle

D(M)	LUX	W	L
1	22046	0.27	0.27
2	5512	0.54	0.54
3	2450	0.81	0.81
4	1378	1.08	1.08

TL38SLD48-D-2930BK

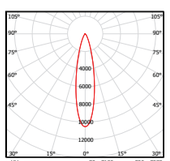

0° Aiming Angle

D(M)	LUX	W	L
1	10520	0.40	0.40
2	2630	0.80	0.80
3	1169	1.20	1.20
4	658	1.60	1.60

TL38SLD48-D-3930BK

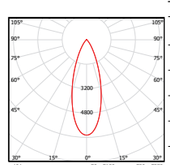

0° Aiming Angle

D(M)	LUX	W	L
1	6251	0.62	0.62
2	1563	1.24	1.24
3	695	1.86	1.86
4	391	2.48	2.48

TL38SLD48-D-5930BK

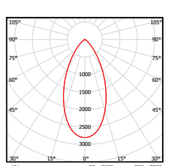

0° Aiming Angle

D(M)	LUX	W	L
1	2799	0.92	0.92
2	700	1.84	1.84
3	311	2.76	2.76
4	175	3.68	3.68

Light Distribution

TL36SLD08-D-W930WT

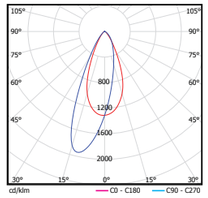

Specifications:
Number of luminaires: n > 5
Wall height (m): 3.0
Angle of tilt: 30°
Offset from wall (m): 0.9
Luminaire spacing (m): 0.99

H (m)	Surface illumination (lux)				
	below the luminaire	between the luminaire	below the luminaire	between the luminaire	below the luminaire
2.70	65	67	64	66	65
2.40	125	131	123	133	123
2.10	155	166	151	168	151
1.80	160	169	157	172	158
1.50	148	154	147	156	146
1.20	127	133	127	134	127
0.90	105	110	106	110	105
0.60	87	91	88	90	88
0.30	76	79	79	78	77

Specifications:
Number of luminaires: n > 5
Wall height (m): 3.0
Angle of tilt: 30°
Offset from wall (m): 0.9
Luminaire spacing (m): 1.08

H (m)	Surface illumination (lux)				
	below the luminaire	between the luminaire	below the luminaire	between the luminaire	below the luminaire
2.70	61	59	61	59	62
2.40	118	116	117	117	116
2.10	145	147	142	150	141
1.80	150	152	148	155	147
1.50	137	139	137	142	136
1.20	117	122	117	123	117
0.90	97	101	97	101	96
0.60	81	84	81	84	81
0.30	70	73	73	73	71

TL37SLD18-D-W930WT

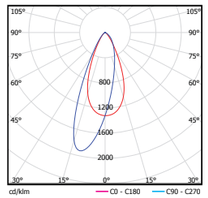

Specifications:
Number of luminaires: n > 5
Wall height (m): 4.0
Angle of tilt: 30°
Offset from wall (m): 1.2
Luminaire spacing (m): 1.32

H (m)	Surface illumination (lux)				
	below the luminaire	between the luminaire	below the luminaire	between the luminaire	below the luminaire
3.60	85	89	88	87	87
3.20	154	164	155	164	154
2.80	187	203	185	204	186
2.40	194	204	193	206	194
2.00	180	185	178	186	179
1.60	151	156	150	157	151
1.20	124	127	125	127	123
0.80	102	104	104	105	102
0.40	88	92	91	91	89

Specifications:
Number of luminaires: n > 5
Wall height (m): 4.0
Angle of tilt: 30°
Offset from wall (m): 1.2
Luminaire spacing (m): 1.44

H (m)	Surface illumination (lux)				
	below the luminaire	between the luminaire	below the luminaire	between the luminaire	below the luminaire
3.60	80	79	83	78	82
3.20	145	145	146	145	145
2.80	175	182	175	183	175
2.40	181	184	181	185	181
2.00	167	168	166	169	166
1.60	139	143	139	143	139
1.20	114	117	115	117	113
0.80	94	97	95	97	93
0.40	81	84	84	84	82

TL38SLD32-D-W930WT

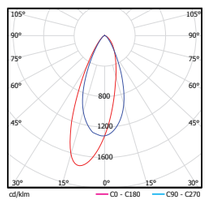

Specifications:
Number of luminaires: n > 5
Wall height (m): 5.0
Angle of tilt: 30°
Offset from wall (m): 1.5
Luminaire spacing (m): 1.8

H (m)	Surface illumination (lux)				
	below the luminaire	between the luminaire	below the luminaire	between the luminaire	below the luminaire
4.50	99	102	103	100	102
4.00	159	162	158	162	160
3.50	184	191	182	192	184
3.00	186	190	185	190	184
2.50	170	172	169	173	169
2.00	145	148	144	148	144
1.50	120	124	120	124	118
1.00	100	103	101	103	99
0.50	88	90	90	90	87

Specifications:
Number of luminaires: n > 5
Wall height (m): 5.0
Angle of tilt: 30°
Offset from wall (m): 1.5
Luminaire spacing (m): 1.65

H (m)	Surface illumination (lux)				
	below the luminaire	between the luminaire	below the luminaire	between the luminaire	below the luminaire
4.50	105	109	107	107	108
4.00	165	180	166	179	166
3.50	192	210	192	210	192
3.00	196	207	196	207	193
2.50	180	186	180	187	179
2.00	153	160	154	160	152
1.50	128	132	129	132	126
1.00	106	109	109	109	106
0.50	93	96	97	96	93

Accessories

Lenses/Filters

MODEL	LENS ANGLE S (CLASS I)	LENS ANGLE N (CLASS I)	LENS ANGLE 1 (CLASS I)	LENS ANGLE 2 (CLASS I)	LENS ANGLE 3 (CLASS I)	LENS ANGLE 5 (CLASS I)	LENS ANGLE E (CLASS I)	LENS ANGLE G (CLASS I)
TL36S	LENS-TL36-HSBK	LENS-TL36-HNBK	LENS-TL36-H1BK	LENS-TL36-H2BK	LENS-TL36-H3BK	LENS-TL36-H5BK	LENS-TL36-HEBK	LENS-TL36-HGBK
TL37S	LENS-TL37-HSBK	LENS-TL37-HNBK	LENS-TL37-H1BK	LENS-TL37-H2BK	LENS-TL37-H3BK	LENS-TL37-H5BK	LENS-TL37-HEBK	LENS-TL37-HGBK
TL38S	LENS-TL38-HSBK	LENS-TL38-HNBK	LENS-TL38-H1BK	LENS-TL38-H2BK	LENS-TL38-H3BK	LENS-TL38-H5BK	LENS-TL38-HEBK	LENS-TL38-HGBK

	WALLWASHER LENS (CLASS II)	BEAM ELONGATOR LENS (CLASS II)	SLIGHT BEAM SPREAD (CLASS II)	MEDIUM BEAM SPREAD (CLASS II)	LARGE BEAM SPREAD (CLASS II)	IDENTIFICATION LENS (CLASS III)	PREFERENCE LENS (CLASS III)	HISTORY LENS (CLASS III)
								
TL36S	LENS-TL36-WWWT	LENS-TL36-EEWT	LENS-TL36-SSWT	LENS-TL36-MMWT	LENS-TL36-LLWT	LENS-TL36-RGWT	LENS-TL36-PFWT	LENS-TL36-HSWT
TL37S	LENS-TL37-WWWT	LENS-TL37-EEWT	LENS-TL37-SSWT	LENS-TL37-MMWT	LENS-TL37-LLWT	LENS-TL37-RGWT	LENS-TL37-PFWT	LENS-TL37-HSWT
TL38S	LENS-TL38-WWWT	LENS-TL38-EEWT	LENS-TL38-SSWT	LENS-TL38-MMWT	LENS-TL38-LLWT	LENS-TL38-RGWT	LENS-TL38-PFWT	LENS-TL38-HSWT

Optical Accessories

	EDGE HONEYCOMB (CLASS IV)	SNOOT BLACK (CLASS IV)	SNOOT WHITE (CLASS IV)	BARN DOOR BLACK (CLASS V)	BARN DOOR WHITE (CLASS V)
					
TL36S	LENS-TL36-HCM	LENS-TL36-SNOOT-B	LENS-TL36-SNOOT-W	LENS-TL36-BD-BK	LENS-TL36-BD-WT
TL37S	LENS-TL37-HCM	LENS-TL37-SNOOT-B	LENS-TL37-SNOOT-W	LENS-TL37-BD-BK	LENS-TL37-BD-WT
TL38S	LENS-TL38-HCM	LENS-TL38-SNOOT-B	LENS-TL38-SNOOT-W	LENS-TL38-BD-BK	LENS-TL38-BD-WT

Dimming Module

	ON-BOARD+0-10V DIMMING MODULE BLACK (CLASS VI)	ON-BOARD+0-10V DIMMING MODULE WHITE (CLASS VI)	DALI Dimming Module BLACK (CLASS VI)	DALI Dimming Module WHITE (CLASS VI)
				
TL36S	PART-TL36-D-BK	PART-TL36-D-WT	PART-TL36-A-BK	PART-TL36-A-WT
TL37S	PART-TL37-D-BK	PART-TL37-D-WT	PART-TL37-A-BK	PART-TL37-A-WT
TL38S	PART-TL38-D-BK	PART-TL38-D-WT	PART-TL38-A-BK	PART-TL38-A-WT

Note: Up to six types of Accessories can be added, and each type of accessory can only be added one at a time

MERE COB



TL35S TL36S TL37S TL38S

Specifications

- Body Material: Die-cast aluminum
- Optical System: Clear Lens included + Reflector
- Finish: Environmentally safe powder coat
- Adjustable Angle: 0°-365° horizontal rotation and 0°-90°
- Accessories/Brackets: Various Optical Accessories available, one piece allowed per Class
- Wiring: Please refer to wiring schematic diagram at the end of catalog
- LED Type: COB
- LED Wattage, CCT, Lumen Output:
  TL35S 3000K:1050lm(10W)
  TL36S 3000K:1420lm 12W / 2120lm 18W
  TL37S 3000K:2950lm 26W / 3350lm 32W / 3850lm 38W
  TL38S 3000K:1050lm 10W / 3950lm 38W / 5000lm 48W / 6050lm 58W
- LED Lifetime: >50,000h-L70 / B10-Ta25℃ (LM-80/TM-21)
- LED Color Consistency: 2 SDCM
- Net Weight: 0.6Kg / 0.9Kg / 1.8Kg / 3.9Kg

Product Features/Optics



1 *12°* **2** *24°* **3** *36°* **5** *50°* **F** *15°-50°* **W** *Wall Washer*

Product Parameters

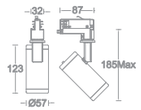

Model	LED Power	System CBCP	Dimming	Beam	CRI	CCT	Finish
TL35S	**LM10** *COB 10W*	*5619cd(10 W @3000K 12°)* *2381cd(10 W @3000K 24°)* *2404cd(10 W @3000K 36°)* *1925cd(10W @3000K 50 °)* *5993cd(10W @3000K Max)*	**D** *0-10V & On-board* **A** *DALI*	**1** *12°* **2** *24°* **3** *36°* **5** *50°* **F** *15°-50°* **W** *Wall Washer*	**9** *90* **A** *97*	**27** *2700K* **30** *3000K* **35** *3500K* **40** *4000K*	**WT** *White* **BK** *Black*

Example: TL35SLM10-D-2930WT

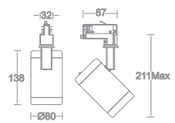

Model	LED Power	System CBCP	Dimming	Beam	CRI	CCT	Finish
TL36S	**LM12** *COB 12W* **LM18** *COB 18W*	*13637cd(18 W @3000K 12°)* *9005cd(18 W @3000K 24°)* *3788cd(18 W @3000K 36°)* *1011cd(18W @3000K 50 °)* *8927cd(18W @3000K Max)*	**D** *0-10V & On-board* **A** *DALI*	**1** *12°* **2** *24°* **3** *36°* **5** *50°* **F** *15°-50°* **W** *Wall Washer*	**9** *90* **A** *97*	**27** *2700K* **30** *3000K* **35** *3500K* **40** *4000K*	**WT** *White* **BK** *Black*

Example: TL36SLM18-D-2930WT

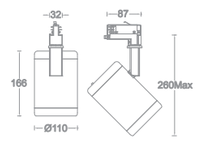

Model	LED Power	System CBCP	Dimming	Beam	CRI	CCT	Finish
TL37S	**LM18** *COB 18W* **LM26** *COB 26W* **LM32** *COB 32W* **LM38** *COB 38W*	*35327cd(38 W @3000K 12°)* *23973cd(38 W @3000K 24°)* *9877cd(38 W @3000K 36°)* *2750cd(38W @3000K 50 °)* *19437cd(38W @3000K Max)*	**D** *0-10V & On-board* **A** *DALI*	**1** *12°* **2** *24°* **3** *36°* **5** *50°* **F** *15°-50°* **W** *Wall Washer*	**9** *90* **A** *97*	**27** *2700K* **30** *3000K* **35** *3500K* **40** *4000K*	**WT** *White* **BK** *Black*

Example: TL37SLM32-D-2930WT

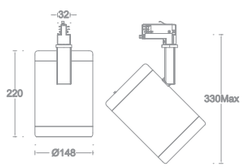

Model	LED Power	System CBCP	Dimming	Beam	CRI	CCT	Finish
TL38S	**LM10** *COB 10W* **LM38** *COB 38W* **LM48** *COB 48W* **LM58** *COB 58W*	*27976cd(38 W @3000K 12°)* *25458cd(38 W @3000K 24°)* *13394cd(38 W @3000K 36°)* *4205cd(38W @3000K 50 °)* *22026cd(38W @3000K Max)*	**D** *0-10V & On-board* **A** *DALI*	**V** *2°* **1** *12°* **2** *24°* **3** *36°* **5** *50°* **F** *15°-50°* **W** *Wall Washer*	**9** *90* **A** *97*	**27** *2700K* **30** *3000K* **35** *3500K* **40** *4000K*	**WT** *White* **BK** *Black*

Example: TL38SLM48-D-2930WT

Light Distribution

T35S

TL35SLM10-D-1930BK

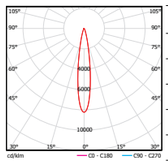

0° Aiming Angle

D(M)	LUX	W	L
1	5619	0.29	0.29
2	1405	0.58	0.58
3	624	0.87	0.87
4	351	1.16	1.16

TL35SLM10-D-2930BK

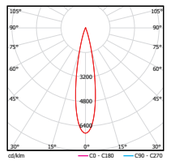

0° Aiming Angle

D(M)	LUX	W	L
1	5488	0.36	0.36
2	1372	0.72	0.72
3	610	1.08	1.08
4	343	1.44	1.44

TL35SLM10-D-3930BK

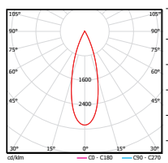

0° Aiming Angle

D(M)	LUX	W	L
1	2404	0.57	0.57
2	601	1.14	1.14
3	267	1.71	1.71
4	150	2.28	2.28

TL35SLM10-D-5930BK

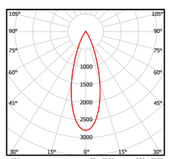

0° Aiming Angle

D(M)	LUX	W	L
1	936	0.92	0.92
2	234	1.84	1.84
3	104	2.76	2.76
4	59	3.68	3.68

TL35SLM10-D-F930BK-MAX

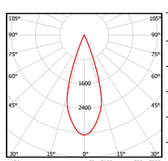

0° Aiming Angle

D(M)	LUX	W	L
1	1620	0.63	0.63
2	405	1.26	1.26
3	180	1.89	1.89
4	101	2.52	2.52

TL35SLM10-D-F930BK-MIN

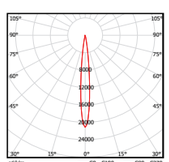

0° Aiming Angle

D(M)	LUX	W	L
1	5993	0.19	0.19
2	1498	0.38	0.38
3	666	0.57	0.57
4	375	0.76	0.76

T36S

TL36SLM18-D-1930WT

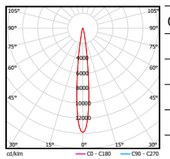

0° Aiming Angle

D(M)	LUX	W	L
1	13637	0.22	0.22
2	3409	0.44	0.44
3	1515	0.66	0.66
4	852	0.88	0.88

TL36SLM18-D-2930WT

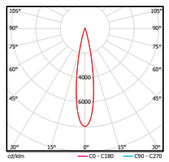

0° Aiming Angle

D(M)	LUX	W	L
1	9005	0.34	0.34
2	2251	0.68	0.68
3	1001	1.02	1.02
4	563	1.36	1.36

TL36SLM18-D-3930WT

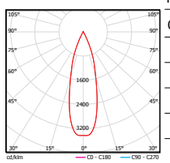

0° Aiming Angle

D(M)	LUX	W	L
1	3788	0.52	0.34
2	947	1.04	0.68
3	421	1.56	1.02
4	237	2.08	1.36

TL36SLM18-D-5930WT

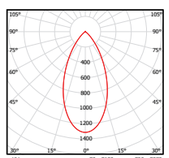

0° Aiming Angle

D(M)	LUX	W	L
1	1011	0.92	0.92
2	253	1.84	1.84
3	112	2.76	2.76
4	63	3.68	3.68

TL36SLM18-D-F930WT-MAX

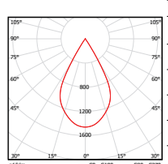

0° Aiming Angle

D(M)	LUX	W	L
1	1185	1.10	1.10
2	296	2.20	2.20
3	132	3.30	3.30
4	74	4.40	4.40

TL36SLM18-D-F930WT-MIN

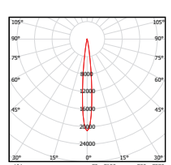

0° Aiming Angle

D(M)	LUX	W	L
1	8927	0.20	0.20
2	2232	0.40	0.40
3	992	0.60	0.60
4	558	0.80	0.80

Light Distribution

T37S

TL37SLM38-D-1930BK

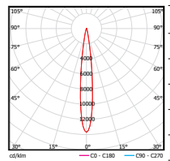

0° Aiming Angle

D(M)	LUX	W	L
1	35327	0.22	0.22
2	8832	0.44	0.44
3	3925	0.66	0.66
4	2208	0.88	0.88

TL37SLM38-D-2930BK

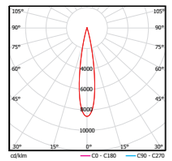

0° Aiming Angle

D(M)	LUX	W	L
1	23973	0.33	0.33
2	5993	0.66	0.66
3	2664	0.99	0.99
4	1498	1.32	1.32

TL37SLM38-D-3930BK

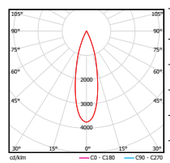

0° Aiming Angle

D(M)	LUX	W	L
1	9877	0.49	0.49
2	2469	0.98	0.98
3	1097	1.47	1.47
4	617	1.96	1.96

TL37SLM38-D-5930BK

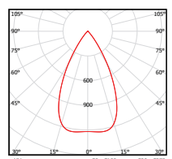

0° Aiming Angle

D(M)	LUX	W	L
1	2750	1.10	1.10
2	688	2.20	2.20
3	306	3.30	3.30
4	172	4.40	4.40

TL37SLM38-D-F930BK-MAX

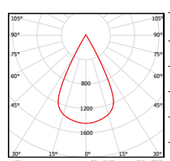

0° Aiming Angle

D(M)	LUX	W	L
1	2403	1.00	1.00
2	601	2.00	2.00
3	267	3.00	3.00
4	150	4.00	4.00

TL37SLM38-D-F930BK-MIN

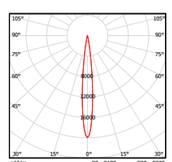

0° Aiming Angle

D(M)	LUX	W	L
1	19437	0.20	0.20
2	4859	0.40	0.40
3	2160	0.60	0.60
4	1215	0.80	0.80

T38S

TL38SLM38-D-1930BK

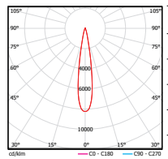

0° Aiming Angle

D(M)	LUX	W	L
1	27976	0.31	0.31
2	6994	0.62	0.62
3	3108	0.93	0.93
4	1749	1.24	1.24

TL38SLM38-D-2930BK

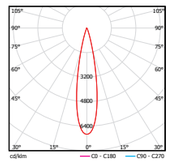

0° Aiming Angle

D(M)	LUX	W	L
1	25458	0.37	0.37
2	6365	0.74	0.74
3	2829	1.11	1.11
4	1591	1.48	1.48

TL38SLM38-D-3930BK

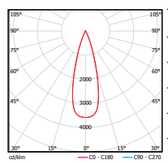

0° Aiming Angle

D(M)	LUX	W	L
1	13394	0.54	0.54
2	3349	1.08	1.08
3	1488	1.62	1.62
4	837	2.16	2.16

TL38SLM38-D-5930BK

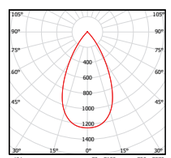

0° Aiming Angle

D(M)	LUX	W	L
1	4205	1.00	1.00
2	1051	2.00	2.00
3	467	3.00	3.00
4	263	4.00	4.00

TL38SLM38-D-F930BK-MAX

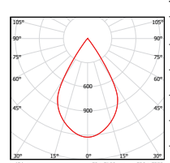

0° Aiming Angle

D(M)	LUX	W	L
1	3765	1.20	1.20
2	941	2.40	2.40
3	418	3.60	3.60
4	235	4.80	4.80

TL38SLM38-D-F930BK-MIN

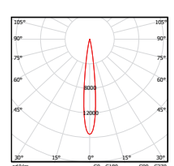

0° Aiming Angle

D(M)	LUX	W	L
1	22026	0.23	0.23
2	5507	0.46	0.46
3	2447	0.69	0.69
4	1377	0.92	0.92

Light Distribution

TL35SLM10-D-W930BK

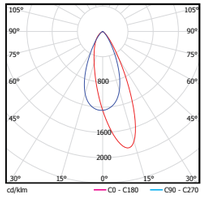

Specifications:
Number of luminaires: n > 5
Wall height (m): 3.0
Angle of tilt: 30°
Offset from wall (m): 1.0
Luminaire spacing (m): 1.2

H (m)	Surface illumination (lux)				
	below the luminaire	between the luminaire	below the luminaire	between the luminaire	below the luminaire
2.70	*84*	*79*	*84*	*79*	*84*
2.30	*128*	*136*	*128*	*136*	*124*
1.90	*141*	*153*	*141*	*153*	*141*
1.50	*135*	*142*	*135*	*142*	*134*
1.10	*114*	*119*	*114*	*119*	*114*
0.70	*91*	*95*	*92*	*94*	*91*
0.30	*72*	*74*	*72*	*74*	*7·*

TL36SLM18-D-W930BK

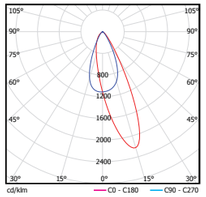

Specifications:
Number of luminaires: n > 5
Wall height (m): 3.6
Angle of tilt: 30°
Offset from wall (m): 1.2
Luminaire spacing (m): 1.5

H (m)	Surface illumination (lux)				
	below the luminaire	between the luminaire	below the luminaire	between the luminaire	below the luminaire
3.40	*97*	*90*	*98*	*91*	*98*
3.00	*182*	*179*	*183*	*179*	*182*
2.60	*218*	*235*	*219*	*235*	*218*
2.20	*233*	*249*	*233*	*248*	*232*
1.80	*226*	*235*	*227*	*235*	*226*
1.40	*198*	*200*	*199*	*200*	*197*
1.00	*162*	*167*	*163*	*167*	*162*
0.60	*131*	*136*	*132*	*136*	*130*
0.20	*104*	*109*	*105*	*109*	*104*

TL38SLM38-D-W930BK

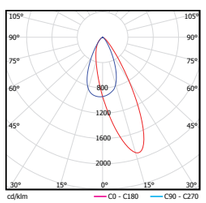

Specifications:
Number of luminaires: n > 5
Wall height (m): 4.8
Angle of tilt: 30°
Offset from wall (m): 1.5
Luminaire spacing (m): 1.8

H (m)	Surface illumination (lux)				
	below the luminaire	between the luminaire	below the luminaire	between the luminaire	below the luminaire
4.50	*63*	*71*	*64*	*71*	*63*
3.90	*136*	*154*	*137*	*154*	*136*
3.30	*168*	*195*	*169*	*194*	*167*
2.70	*177*	*202*	*178*	*201*	*176*
2.10	*174*	*189*	*176*	*189*	*173*
1.50	*154*	*165*	*156*	*165*	*153*
0.90	*139*	*145*	*141*	*144*	*138*
0.30	*123*	*127*	*126*	*127*	*122*

Accessories

Lenses/Filters

MODEL	LENS ANGLE 1 (CLASS I)	LENS ANGLE 2 (CLASS I)	LENS ANGLE 3 (CLASS I)	LENS ANGLE 5 (CLASS I)	LENS ANGLE F (CLASS I)
TL35S	LENS-TL35-C1BK	LENS-TL35-C2BK	LENS-TL35-C3BK	LENS-TL35-C5BK	LENS-TL35-CFBK
TL36S	LENS-TL36-C1BK	LENS-TL36-C2BK	LENS-TL36-C3BK	LENS-TL36-C5BK	LENS-TL36-CFBK
TL37S	LENS-TL37-C1BK	LENS-TL37-C2BK	LENS-TL37-C3BK	LENS-TL37-C5BK	LENS-TL37-CFBK
TL38S	LENS-TL38-C1BK	LENS-TL38-C2BK	LENS-TL38-C3BK	LENS-TL38-C5BK	LENS-TL38 -CFBK

	WALLWASHER LENS (CLASS II)	BEAM ELONGATOR LENS (CLASS II)	SLIGHT BEAM SPREAD (CLASS II)	MEDIUM BEAM SPREAD (CLASS II)	LARGE BEAM SPREAD (CLASS II)	IDENTIFICATION LENS (CLASS III)	PREFERENCE LENS (CLASS III)	HISTORY LENS (CLASS III)
								
TL35S	LENS-TL35-WWWT	LENS-TL35-EEWT	LENS-TL35-SSWT	LENS-TL35-MMWT	LENS-TL35-LLWT	LENS-TL35-RGWT	LENS-TL35-PFWT	LENS-TL35-HSWT
TL36S	LENS-TL36-WWWT	LENS-TL36-EEWT	LENS-TL36-SSWT	LENS-TL36-MMWT	LENS-TL36-LLWT	LENS-TL36-RGWT	LENS-TL36-PFWT	LENS-TL36-HSWT
TL37S	LENS-TL37-WWWT	LENS-TL37-EEWT	LENS-TL37-SSWT	LENS-TL37-MMWT	LENS-TL37-LLWT	LENS-TL37-RGWT	LENS-TL37-PFWT	LENS-TL37-HSWT
TL38S	LENS-TL38-WWWT	LENS-TL38-EEWT	LENS-TL38-SSWT	LENS-TL38-MMWT	LENS-TL38-LLWT	LENS-TL38-RGWT	LENS-TL38-PFWT	LENS-TL38-HSWT

Optical Accessories

	EDGE HONEYCOMB (CLASS IV)	SNOOT BLACK (CLASS IV)	SNOOT WHITE (CLASS IV)	BARN DOOR BLACK (CLASS V)	BARN DOOR WHITE (CLASS V)
					
TL35S	LENS-TL35-HCM	LENS-TL35-SNOOT-B	LENS-TL35-SNOOT-W	LENS-TL35-BD-BK	LENS-TL35-BD-WT
TL36S	LENS-TL36-HCM	LENS-TL36-SNOOT-B	LENS-TL36-SNOOT-W	LENS-TL36-BD-BK	LENS-TL36-BD-WT
TL37S	LENS-TL37-HCM	LENS-TL37-SNOOT-B	LENS-TL37-SNOOT-W	LENS-TL37-BD-BK	LENS-TL37-BD-WT
TL38S	LENS-TL38-HCM	LENS-TL38-SNOOT-B	LENS-TL38-SNOOT-W	LENS-TL38-BD-BK	LENS-TL38-BD-WT

Dimming Module

	ON-BOARD+0-10V DIMMING MODULE BLACK (CLASS VI)	ON-BOARD+0-10V DIMMING MODULE WHITE (CLASS VI)	DALI Dimming Module BLACK (CLASS VI)	DALI Dimming Module WHITE (CLASS VI)
				
TL35S	PART-TL35-D-BK	PART-TL35-D-WT	PART-TL35-A-BK	PART-TL35-A-WT
TL36S	PART-TL36-D-BK	PART-TL36-D-WT	PART-TL36-A-BK	PART-TL36-A-WT
TL37S	PART-TL37-D-BK	PART-TL37-D-WT	PART-TL37-A-BK	PART-TL37-A-WT
TL38S	PART-TL38-D-BK	PART-TL38-D-WT	PART-TL38-A-BK	PART-TL38-A-WT

Note: Up to six types of Accessories can be added, and each type of accessory can only be added one at a time

Zhejiang Intangible Cultural Heritage Museum
Hangzhou, Zhejiang Province



PALOMA

The PALOMA series of museum-quality LED track luminaires features contoured designs that adapt to today's building trends and codes. The PALOMA PRO is perfect for museums and galleries, and offers architectural styled luminaires while using a unique modular Optical System and advanced proprietary LED technology. A variety of beam distributions are available for different environments.

PALOMA SMART ADJUSTABLE



TL58F

TL58S

Specifications



- Body Material: Die-cast aluminum
- Optical System: Clear Lens included
- Finish: Environmentally safe powder coat
- Adjustable Angle: 0°-355° horizontal rotation a nd 0°-90° vertical aiming tilt
- Accessories/Brackets: Remote controller (controls up to ordered separately and control up to 10 lights at the same time)
- Wiring: Please refer to wiring schematic diagram at the end of catalog
- LED Type: COB
- LED Wattage, CCT, Lumen Output:
  TL58F 3000K:2390lm 20W / 3470lm 30W / 4340lm 40W
  TL58S 3000K:2390lm 20W / 3470lm 30W / 4340lm 40W
- LED Lifetime: >50,000h-L70 /B10-Ta25℃ (LM-80/TM-21)
- LED Color Consistency: 3 SDCM
- Net Weight: 2.68Kg

Product Features/Optics



1 *12°*



2 *24°*



3 *36°*



F *11°-55°*



Remote Controller

Product Parameters

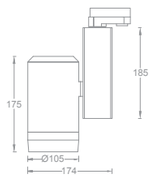

Model	LED Power	System CBCP	Dimming	Beam	CRI	CCT	Finish
TL58F	**LM20** *COB 20W* **LM30** *COB 30W* **LM40** *COB 40W*	*4728cd(20W @ 11°)* *1588cd(20W @ 55°)* *6425cd(30W @ 11°)* *2102cd(30W @ 55°)* *7914cd(40W @ 11°)* *2628cd(40W @ 55°)*	**B** *APP* **G** *Remote controller* **M** *Remote controller DMX512*	**F** *11°-55°*	**9** *90*	**CC** *2700K-6500K*	**BK** *Black* **WT** *White*

Example : TL58FLM20-G-F9CCWT

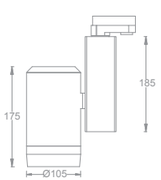

Model	LED Power	System CBCP	Dimming	Beam	CRI	CCT	Finish
TL58S	**LM20** *COB 20W* **LM30** *COB 30W* **LM40** *COB 40W*	*27692cd(20W @3000K 12°)* *10831cd(20W @3000K 24°)* *5737cd(20W @3000K 36°)* *38323cd(30W @3000K 12°)* *14988cd(30W @3000K 24°)* *7912cd(30W @3000K 36°)* *51011cd(40W @3000K 12°)* *19202cd(40W @3000K 24°)* *10058cd(40W @3000K 36°)*	**B** *APP* **G** *Remote controller* **D** *Remote controller+0-10V* **M** *Remote controller DMX512*	**1** *12°* **2** *24°* **3** *36°*	**9** *90*	**27** *2700K* **30** *3000K* **40** *4000K*	**BK** *Black* **WT** *White*

Example : TL58SLM20-G-2930WT

Light Distribution

TL58F

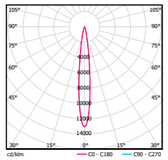

TL58FLM40-G-F9CCBK（2700K Min Beam）

0º Aiming Angle

D(M)	LUX	W	L
1	7914	0.22	0.22
2	1979	0.44	0.44
3	879	0.66	0.66
4	495	0.88	0.88

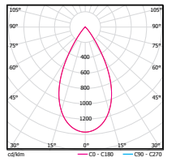

TL58FLM40-G-F9CCBK（2700K Max Beam）

0º Aiming Angle

D(M)	LUX	W	L
1	2628	1.0	1.0
2	657	2.0	2.0
3	292	3.0	3.0
4	164	4.0	4.0

TL58S

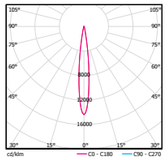

TL58SLM40-G-1930BK

0º Aiming Angle

D(M)	LUX	W	L
1	51011	0.22	0.22
2	12753	0.44	0.44
3	5668	0.66	0.66
4	3188	0.88	0.88

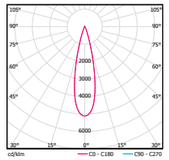

TL58SLM40-G-2930BK

0º Aiming Angle

D(M)	LUX	W	L
1	19202	0.43	0.43
2	4801	0.86	0.86
3	2134	1.29	1.29
4	1200	1.72	1.72

TL58SLM40-G-3930BK

0º Aiming Angle

D(M)	LUX	W	L
1	10058	0.66	0.66
2	2515	1.32	1.32
3	1118	1.98	1.98
4	629	2.64	2.64

Accessories

Lenses/Filters

MODEL	Beam Elongator (CLASS I)	SOFT BEAM LENS (CLASS I)	FROSTED GLASS (CLASS I)	Honeycomb (CLASS I)
				
TL58S	LENS-25-BEL-SW	LENS-25-BSL	LENS-25-FR-SW	LENS-25-LCM-SW
TL58F	LENS-25-BEL-SW	LENS-25-BSL	LENS-25-FR-SW	LENS-25-LCM-SW

Optical Accessories

MODEL	CROSS LOUVER (CLASS II)	Honeycomb (CLASS II)	SNOOT (CLASS II)
			
TL58S	LENS-25P-CRL-BK	LENS-25-HCL	LENS-25-SNOOT-SW
TL58F	LENS-25P-CRL-BK	LENS-73-HCM	LENS-73-SNOOT

Note：1. Up to 2 pieces Accessories, only one piece allowed for each CLASS
2. All must be ordered separately.

MODEL	Remote controller
TL58F / TL58S	PAD-TL58S-WT

Note: All must be ordered separately.

Shanghai Astronomy Museum
Shanghai



SWALLOW

The SWALLOW series of LED spots operates with the three-circuit track and is ideal for museums, art galleries, hotels, retail, high-end residential and commercial spaces. This grouping provides professional styled functional and general lighting from die-cast aluminum profiles and built-in COB LEDs without any visual heat sinks. These LED luminaires offer various beam angles, high luminous flux and excellent color rendering.

SWALLOW PRO



TL21H

TL22H

Specifications

- Body Material: Die-cast aluminum
- Optical System: Various Lenses
- Finish: Environmentally safe powder coat
- Adjustable Angle: 0°-365° horizontal rotation and °-90° vertical aiming tilt
- Accessories/Brackets: Various Optical Accessories available, up to 3 pieces, one piece allowed per Class
- Wiring: Please refer to wiring schematic diagram at the end of catalog
- LED Type: COB
- LED Wattage, CCT, Lumen Output:
  TL21H 3000K :650lm 6W / 720lm 8W / 1250lm 12W
  TL22H 3000K :1970lm 18W /2880lm 28W / 3520lm 38W
- LED Lifetime: >50,000h-L70 / B10-Ta25℃ (LM-80/TM-21)
- LED Color Consistency: 3 SDCM
- Net Weight: 0.6Kg / 1.3Kg

Product Features/Optics



V *5°* **1** *12°* **2** *24°* **3** *36°* **5** *55°*

Product Parameters

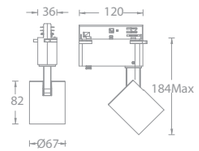

Model	LED Power	System CBCP	Dimming	Beam	CRI	CCT	Finish
TL21H	**LM08** *8W*	*30686cd(@3000K)*	**O** *On-board* **D** *0-10V Dimming*	**V** *5°*	**9** *90* **A** *97*	**30** *3000K* **40** *4000K*	**BK** *Black* **WT** *White*
	LM06 *6W* **LM12** *12W*	*8896cd(12W @3000K 12°)* *5963cd(12W @3000K 24°)* *2546cd(12W @3000K 36°)* *1200cd(12W @3000K 55°)*		**1** *12°* **2** *24°* **3** *36°* **5** *55°*			

Example : TL21HLM08-O-V930WT

Model	LED Power	System CBCP	Dimming	Beam	CRI	CCT	Finish
TL22H	**LM18** *18W* **LM28** *28W* **LM38** *38W*	*17696cd(18W @3000K 12°)* *6491cd(18W @3000K 24°)* *2999cd(18W @3000K 36°)* *1536cd(18W @3000K 50°)* *25010cd(28W @3000K 12°)* *10525cd(28W @3000K 24°)* *4691cd(28W @3000K 36°)* *2541cd(28W @3000K 50°)* *34012cd(38W @3000K 12°)* *13670cd(38W @3000K 24°)* *6281cd(38W @3000K 36°)* *3397cd(38W @3000K 50°)*	**O** *On-board* **D** *0-10V Dimming*	**1** *12°* **2** *24°* **3** *36°* **5** *50°*	**9** *90* **A** *97*	**30** *3000K* **40** *4000K*	**BK** *Black* **WT** *White*

Example : TL22HLM18-O-1930WT

Light Distribution

TL21H

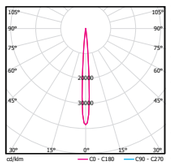

TL21HLM08-O-V930

0° AIMING ANGLE

D(M)	LUX	W	L
1	30686	0.10	0.10
2	7672	0.20	0.20
3	3410	0.29	0.29
4	1918	0.39	0.39

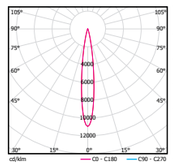

TL21HLM12-O-1930

0° Aiming Angle

D(M)	LUX	W	L
1	8896	0.25	0.25
2	2224	0.50	0.50
3	988	0.78	0.78
4	556	1.03	1.03

TL22H

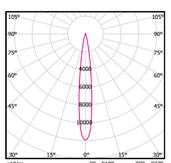

TL22HLM18-O-1930

0° AIMING ANGLE

D(M)	LUX	W	L
1	17696	0.25	0.25
2	4424	0.50	0.50
3	1966	0.62	0.62
4	1106	0.87	0.87

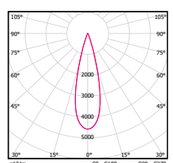

TL22HLM18-O-2930

0° Aiming Angle

D(M)	LUX	W	L
1	6491	0.47	0.47
2	1623	0.95	0.95
3	721	1.4	1.4
4	406	1.87	1.87

Accessories

Lenses/Filters

Model	Beam Elongator (CLASS I)	SOFT BEAM LENS (CLASS I)	FROSTED GLASS (CLASS I)	Honeycomb (CLASS I)
TL21H	LENS-16-BEL-C	LENS-16-BSL-SW	LENS-16-FR	LENS-16-HCL
TL22H	LENS-25-BEL-SW	LENS-25-BSL	LENS-25-FR-SW	LENS-25-LCM-SW

Optical Accessories

Model	BARN DOOR (CLASS II)	SNOOT (CLASS II)	Honeycomb (CLASS II)	BARN DOOR (CLASS III)
TL21H	LENS-16-CRL	LENS-16-SNOOT	LENS-16-HCM	TL-21-BD-SW
TL22H	LENS-25P-CRL-BK	LENS-25-SNOOT-SW	LENS-25-HCL	TL-22-BD-SW

Note：1. CLASS I is not suitable for TL21HLM08, please see SPECIFICATIONS for details
2. Up to 3 Accessories, only one piece allowed for each CLASS
3. All must be ordered separately.

SWALLOW II



TL25S TL26S TL27S

Specifications

IP20 | 40 C / -20 C | High CRI | Input 220V AC/50Hz | Dimmable

- Body Material: Die-cast aluminum
- Optical System: Clear Lens included
- Finish: Environmentally safe powder coat
- Adjustable Angle: 0°-365° horizontal rotation and 0°-90° vertical aiming tilt
- Accessories/Brackets: Various Optical Accessories available, up to 3 pieces, one piece allowed per Class
- Wiring: Please refer to wiring schematic diagram at the end of catalog
- LED Type: High Power LED
- LED Wattage, CCT, Lumen Output:
  TL25S 3000K :525lm 6W / 735lm 9W
  TL26S 3000K :735lm 9W / 1050lm 12W / 1470lm 18W / 1960lm 24W
  TL27S 3000K :1225lm 15W / 2625lm 30W / 2940lm 36W / 3675lm 45W
- LED Lifetime: >50,000h-L70 / B10-Ta25℃ (LM-80/TM-21)
- LED Color Consistency: 3 SDCM
- Net Weight: 0.6Kg / 1.3Kg / 2.3Kg

Product Features/Optics



S *7°* **1** *14°* **2** *20°* **3** *30°* **4** *40°* **E** *10°x30°*

Product Parameters

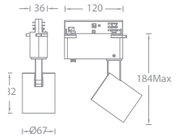

Model	LED Power	System CBCP	Dimming	Beam	CRI	CCT	Finish
TL25S	**LD06** *6W* **LD09** *9W*	*11125cd(6W @3000K 7°)* *3627cd(6W @3000K 14°)* *2542cd(6W @3000K 20°)* *1090cd(6W @3000K 30°)* *682cd(6W @3000K 40°)* *2672cd(6W @3000K 10°x30°)* *14845cd(9W @3000K 7°)* *4851cd(9W @3000K 14°)* *3354cd(9W @3000K 20°)* *1444cd(9W @3000K 30°)* *908cd(9W @3000K 40°)* *3572cd(9W @3000K 10°x30°)*	**O** *On-board* **D** *0-10V Dimming*	**S** *7°* **1** *14°* **2** *20°* **3** *30°* **4** *40°* **E** *10°x30°*	**9** *90* **A** *97*	**30** *3000K* **40** *4000K*	**BK** *Black* **WT** *White*

Example : TL25SLD06-O-1930WT

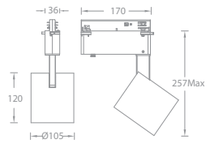

Model	LED Power	System CBCP	Dimming	Beam	CRI	CCT	Finish
TL26S	**LD09** *9W*	*26330cd(@3000K)*	**O** *On-board* **D** *0-10V Dimming*	**V** *5°*	**9** *90* **A** *97*	**30** *3000K* **40** *4000K*	**BK** *Black* **WT** *White*
	LD12 *12W* **LD18** *18W* **LD24** *24W*	*12921cd(12W @3000K 7°)* *4234cd(12W @3000K 14°)* *4016cd(12W @3000K 20°)* *1713cd(12W @3000K 30°)* *1223cd(12W @3000K 40°)* *3114cd(12W @3000K 10°x30°)* *18043cd(18W @3000K 7°)* *5876cd(18W @3000K 14°)* *5587cd(18W @3000K 20°)* *2377cd(18W @3000K 30°)* *1694cd(18W @3000K 40°)* *4528cd(18W @3000K 10°x30°)* *36110cd(24W @3000K 7°)* *9286cd(24W @3000K 14°)* *7430cd(24W @3000K 20°)* *3315cd(24W @3000K 30°)* *2369cd(24W @3000K 40°)* *10664cd(24W @3000K 10°x30°)*		**S** *7°* **1** *14°* **2** *20°* **3** *30°* **4** *40°* **E** *10°x30°*			

Example : TL26SLD12-O-1930WT

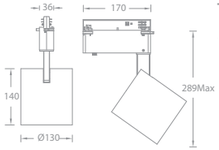

Model	LED Power	System CBCP	Dimming	Beam	CRI	CCT	Finish
TL27S	**LD15** *15W*	*43664cd(@3000K)*	**O** *On-board* **D** *0-10V Dimming*	**V** *5°*	**9** *90* **A** *97*	**30** *3000K* **40** *4000K*	**BK** *Black* **WT** *White*
	LD30 *30W* **LD36** *36W* **LD45** *45W*	*50350cd(30W @3000K 7°)* *15105cd(30W @3000K 14°)* *11284cd(30W @3000K 20°)* *5495cd(30W @3000K 30°)* *3434cd(30W @3000K 40°)* *13668cd(30W @3000K 10°x30°)* *55169cd(36W @3000K 7°)* *17344cd(36W @3000K 14°)* *12378cd(36W @3000K 20°)* *6125cd(36W @3000K 30°)* *3647cd(36W @3000K 40°)* *16027cd(36W @3000K 10°x30°)* *67514cd(45W @3000K 7°)* *20795cd(45W @3000K 14°)* *15317cd(45W @3000K 20°)* *7453cd(45W @3000K 30°)* *4636cd(45W @3000K 40°)* *18045cd(45W @3000K 10°x30°)*		**S** *7°* **1** *14°* **2** *20°* **3** *30°* **4** *40°* **E** *10°x30°*			

Example : TL27SLD30-O-1930WT

Light Distribution

TL25S

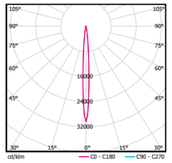

TL25SLD09-O-S930

0° AIMING ANGLE

D(M)	LUX	W	L
1	14845	0.13	0.13
2	3711	0.25	0.25
3	1649	0.38	0.38
4	928	0.51	0.51

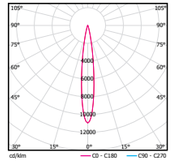

TL25SLD09-1930

0° Aiming Angle

D(M)	LUX	W	L
1	4851	0.24	0.24
2	1213	0.48	0.48
3	539	0.73	0.73
4	303	0.97	0.97

TL26S

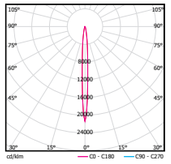

TL26SLD18-O-S930

0° AIMING ANGLE

D(M)	LUX	W	L
1	18043	O.12	O.12
2	4511	0.24	0.24
3	2005	0.36	0.36
4	1128	0.48	0.48

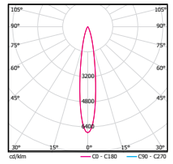

TL26SLD18-O-1930

0° Aiming Angle

D(M)	LUX	W	L
1	5876	0.3	0.3
2	1469	0.6	0.6
3	653	0.9	0.9
4	367	0.12	0.12

TL27S

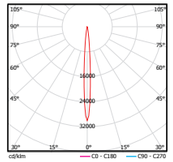

TL27SLD36-O-S930

0° AIMING ANGLE

D(M)	LUX	W	L
1	55169	0.13	0.13
2	13792	0.27	0.27
3	6130	0.4	0.4
4	3448	0.53	0.53

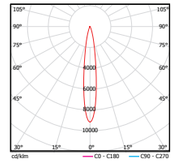

TL27SLD36-O-1930

0° Aiming Angle

D(M)	LUX	W	L
1	17344	0.26	0.26
2	4336	0.52	0.52
3	1927	0.78	0.78
4	1084	1.04	1.04

Accessories

Lenses/Filters

Model	Beam Elongator (CLASS I)	SOFT BEAM LENS (CLASS I)	FROSTED GLASS (CLASS I)	Honeycomb (CLASS I)
TL25S	LENS-16-BEL-C	LENS-16-BSL-SW	LENS-16-FR	LENS-16-HCL
TL26S	LENS-25-BEL-SW	LENS-25-BSL	LENS-25-FR-SW	LENS-25-LCM-SW
TL27S	LENS-111-BEL-SW	LENS-111-BSL	LENS-111-FR	LENS-111-LCM-SW

Optical Accessories

Model	BARN DOOR (CLASS II)	SNOOT (CLASS II)	Honeycomb (CLASS II)	BARN DOOR (CLASS III)
TL25S	LENS-16-CRL	LENS-16-SNOOT	LENS-16-HCM	TL-21-BD-SW
TL26S	LENS-25P-CRL-BK	LENS-25-SNOOT-SW	LENS-25-HCL	TL-22-BD-SW
TL27S	LENS-111-CRL-C	LENS-111-SNOOT	LENS-111-HCL	TL-23-BD-SW

Note：1. Up to 3 Accessories, only one piece allowed for each CLASS
2. All must be ordered separately.

SWALLOW WALL WASHER



TL21W

TL22W

Specifications



- Body Material: Die-cast aluminum
- Optical System: Dual Optical System
- Finish: Environmentally safe powder coat
- Adjustable Angle: 0°-365° horizontal rotation and 0°-90° vertical aiming tilt
- Accessories/Brackets: Barn door is available.
- Wiring: Please refer to wiring schematic diagram at the end of catalog
- LED Type: COB
- LED Wattage, CCT, Lumen Output:
  TL21W 3000K :650lm 6W / 1250lm 12W
  TL22W 3000K :1970lm 18W / 2880lm 28W / 3520lm 38W
- LED Lifetime: >50,000h-L70 / B10-Ta25℃ (LM-80/TM-21)
- LED Color Consistency: 3 SDCM
- Net Weight: 0.6Kg / 1.3Kg

Product Features/Optics



W *Wall Washer*

Product Parameters

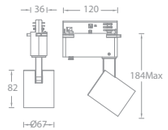

Model	LED Power	System Lumens	Dimming	Beam	CRI	CCT	Finish
TL21W	**LM06** *6W* **LM12** *12W*	*400lm(6W @3000K)* *768lm(12W @3000K)*	**O** *On-board* **D** *0-10V Dimming*	**W** *Wall Washer*	**9** *90*	**30** *3000K* **40** *4000K*	**BK** *Black* **WT** *White*

Example : TL21WLM06-O-W930WT

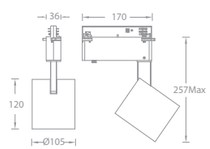

Model	LED Power	System Lumens	Dimming	Beam	CRI	CCT	Finish
TL22W	**LM18** *18W* **LM28** *28W* **LM38** *38W*	*1292lm(@18W 3000K)* *1997lm(@28W 3000K)* *2640lm(@38W 3000K)*	**O** *On-board* **D** *0-10V Dimming*	**W** *Wall Washer*	**9** *90*	**30** *3000K* **40** *4000K*	**BK** *Black* **WT** *White*

Example : TL22WLM18-O-W930WT

Light Distribution

TL21WLM12-O-W930

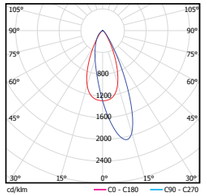

Specifications:
Number of luminaires: n > 5
Wall height (m): 3.0
Angle of tilt: 30°
Offset from wall (m): 0.9
Luminaire spacing (m): 1.1

H (m)	Surface illumination (lux)				
	below the luminaire	between the luminaire	below the luminaire	between the luminaire	below the luminaire
2.70	*78*	*69*	*79*	*68*	*79*
2.40	*189*	*182*	*188*	*184*	*188*
2.10	*240*	*250*	*237*	*249*	*238*
1.80	*244*	*259*	*240*	*259*	*244*
1.50	*228*	*238*	*226*	*239*	*226*
1.20	*197*	*204*	*196*	*206*	*197*
0.90	*165*	*170*	*165*	*172*	*164*
0.60	*139*	*143*	*139*	*142*	*138*
0.30	*121*	*126*	*123*	*126*	*122*

Specifications:
Number of luminaires: n > 5
Wall height (m): 3.0
Angle of tilt: 30°
Offset from wall (m): 0.9
Luminaire spacing (m): 1

H (m)	Surface illumination (lux)				
	below the luminaire	between the luminaire	below the luminaire	between the luminaire	below the luminaire
2.70	*83*	*80*	*83*	*78*	*84*
2.40	*199*	*212*	*199*	*213*	*200*
2.10	*257*	*285*	*252*	*284*	*255*
1.80	*263*	*292*	*259*	*292*	*262*
1.50	*247*	*266*	*244*	*267*	*245*
1.20	*215*	*226*	*214*	*228*	*215*
0.90	*181*	*187*	*182*	*188*	*180*
0.60	*153*	*156*	*153*	*155*	*152*
0.30	*132*	*137*	*135*	*136*	*134*

TL22WLM28-O-W930

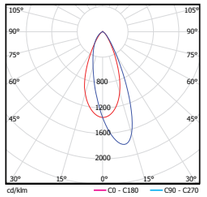

Specifications:
Number of luminaires: n > 5
Wall height (m): 5.0
Angle of tilt: 30°
Offset from wall (m): 1.5
Luminaire spacing (m): 1.8

H (m)	Surface illumination (lux)				
	below the luminaire	between the luminaire	below the luminaire	between the luminaire	below the luminaire
4.50	*87*	*78*	*91*	*76*	*88*
4.00	*196*	*189*	*199*	*188*	*196*
3.50	*239*	*246*	*237*	*246*	*238*
3.00	*245*	*248*	*244*	*249*	*244*
2.50	*225*	*223*	*222*	*224*	*222*
2.00	*185*	*186*	*183*	*186*	*183*
1.50	*150*	*153*	*151*	*154*	*148*
1.00	*123*	*126*	*125*	*126*	*123*
0.50	*107*	*110*	*108*	*110*	*107*

Specifications:
Number of luminaires: n > 5
Wall height (m): 5.0
Angle of tilt: 30°
Offset from wall (m): 1.5
Luminaire spacing (m): 1.6

H (m)	Surface illumination (lux)				
	below the luminaire	between the luminaire	below the luminaire	between the luminaire	below the luminaire
4.50	*93*	*93*	*98*	*92*	*95*
4.00	*212*	*223*	*214*	*223*	*212*
3.50	*261*	*285*	*257*	*285*	*261*
3.00	*270*	*284*	*268*	*286*	*268*
2.50	*249*	*253*	*246*	*254*	*246*
2.00	*206*	*211*	*204*	*209*	*204*
1.50	*167*	*171*	*168*	*171*	*165*
1.00	*137*	*140*	*141*	*139*	*138*
0.50	*119*	*123*	*122*	*122*	*119*

Accessories

Optical Accessories

Model	BARN DOOR (CLASS III)
TL21W	TL-21-BD-SW
TL22W	TL-22-BD-SW

Note：All must be ordered separately.

SWALLOW TUNABLE



TL25H TL26H TL27H

Specifications

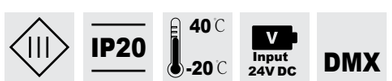

- Body Material: Die-cast aluminum
- Optical System: Clear Lens included
- Finish: Environmentally safe powder coat
- Adjustable Angle: 0°-365° horizontal rotation and 0°-90° vertical aiming tilt
- Accessories/Brackets: Various Optical Accessories available, up to 3 pieces, one piece allowed per Class
- Wiring: Please refer to wiring schematic diagram at the end of catalog
- LED Type: High Power LED
- LED color and output:
  TL25H : Red 104lm; Green 146lm; Blue 51lm
  TL26H : Red 208lm; Green 292lm; Blue 102lm
  TL27H :18W: Red 312lm; Green 438lm; Blue 153lm
  24W: Red 416lm; Green 584lm; Blue:204lm
  30W: Red 520lm; Green 730lm; Blue:255lm
- LED Lifetime: >50,000h-L70 / B10-Ta25℃ (LM-80/TM-21)
- Net Weight: 0.6Kg / 1.3Kg / 2.0Kg

Product Features/Optics



S *7°* **1** *14°* **2** *20°* **3** *30°* **4** *40°* **E** *10°x30°*

Product Parameters

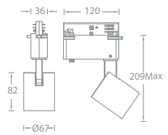

Model	LED Power	System CBCP	Dimming	Beam	CCT	Finish
TL25H	**LD06** *6W*	*4326cd(6W 7°)* *2322cd(6W 14°)* *1592cd(6W 20°)* *820cd(6W 30°)* *531cd(6W 40°)* *1381cd(6W 10°x30°)*	**M** *DMX512 Dimming* *24V DC Power Supply*	**S** *7°* **1** *14°* **2** *20°* **3** *30°* **4** *40°* **E** *10°x30°*	**FC** *R+G+B*	**BK** *Black* **WT** *White*

Example : TL25HLD06-M-2FCBK

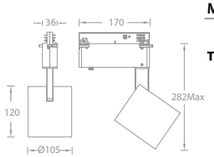

Model	LED Power	System CBCP	Dimming	Beam	CCT	Finish
TL26H	**LD12** *12W*	*10703cd(12W 7°)* *5844cd(12W 14°)* *3173cd(12W 20°)* *1625cd(12W 30°)* *1051cd(12W 40°)* *3481cd(12W 10°x30°)*	**M** *DMX512 Dimming* *24V DC Power Supply*	**S** *7°* **1** *14°* **2** *20°* **3** *30°* **4** *40°* **E** *10°x30°*	**FC** *R+G+B*	**BK** *Black* **WT** *White*

Example : TL26HLD12-M-2FCBK

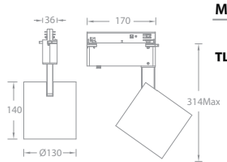

Model	LED Power	System CBCP	Dimming	Beam	CCT	Finish
TL27H	**LD18** *18W* **LD24** *24W* **LD30** *30W*	*20393cd(18W 7°)* *8556cd(18W 14°)* *4611cd(18W 20°)* *2198cd(18W 30°)* *1354cd(18W 40°)* *5103cd(18W 10°x30°)* *26623cd(24W 7°)* *11668cd(24W 14°)* *6380cd(24W 20°)* *3076cd(24W 30°)* *1916cd(24W 40°)* *7438cd(24W 10°x30°)* *24794cd(30W 7°)* *12906cd(30W 14°)* *6852cd(30W 20°)* *3591cd(30W 30°)* *2331cd(30W 40°)* *7024cd(30W 10°x30°)*	**M** *DMX512 Dimming* *24V DC Power Supply*	**S** *7°* **1** *14°* **2** *20°* **3** *30°* **4** *40°* **E** *10°x30°*	**FC** *R+G+B*	**BK** *Black* **WT** *White*

Example : TL27HLD30-M-2FCBK

Light Distribution

TL25H

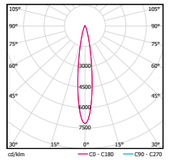

TL25HLD06-M-1FCBK

0° Aiming Angle

D(M)	LUX	W	L
1	2051	0.15	0.15
2	513	0.3	0.3
3	228	0.45	0.45
4	128	0.6	0.6

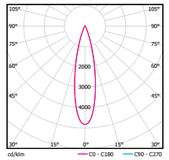

TL25HLD06-M-2FCBK

0° Aiming Angle

D(M)	LUX	W	L
1	1436	0.21	0.21
2	359	0.42	0.42
3	160	0.63	0.63
4	90	0.84	0.84

TL26H

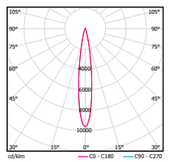

TL26HLD18-M-1FCBK

0° Aiming Angle

D(M)	LUX	W	L
1	5844	0.26	0.26
2	1461	0.52	0.52
3	649	0.78	0.78
4	365	1.04	1.04

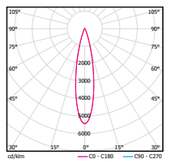

TL26HLD18-M-2FCBK

0° Aiming Angle

D(M)	LUX	W	L
1	3155	0.38	0.38
2	789	0.76	0.76
3	351	1.14	1.14
4	197	1.52	1.52

TL27H

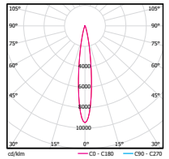

TL27HLD18-M-1FCBK

0° Aiming Angle

D(M)	LUX	W	L
1	8376	0.25	0.25
2	2094	0.5	0.5
3	931	0.75	0.75
4	524	0.1	0.1

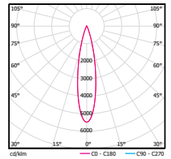

TL27HLD18-M-2FCBK

0° Aiming Angle

D(M)	LUX	W	L
1	4534	0.36	0.36
2	1134	0.72	0.72
3	170	1.08	1.08
4	283	1.44	1.44

Accessories

Lenses/Filters

MODEL	Beam Elongator (CLASS I)	SOFT BEAM LENS (CLASS I)	FROSTED GLASS (CLASS I)	Honeycomb (CLASS I)
TL25H	LENS-16-BEL-C	LENS-16-BSL-SW	LENS-16-FR	LENS-16-HCL
TL26H	LENS-25-BEL-SW	LENS-25-BSL	LENS-25-FR-SW	LENS-25-LCM-SW
TL27H	LENS-111-BEL-SW	LENS-111-BSL	LENS-111-FR	LENS-111-LCM-SW

Optical Accessories

MODEL	BARN DOOR (CLASS II)	SNOOT (CLASS II)	Honeycomb (CLASS II)	BARN DOOR (CLASS III)
TL25H	LENS-16-CRL	LENS-16-SNOOT	LENS-16-HCM	TL-21-BD-SW
TL26H	LENS-25P-CRL-BK	LENS-25-SNOOT-SW	LENS-25-HCL	TL-22-BD-SW
TL27H	LENS-111-CRL-C	LENS-111-SNOOT	LENS-111-HCL	TL-23-BD-SW

Note：1. Up to 3 Accessories, only one piece allowed for each CLASS
2. All must be ordered separately.

The Beijing-Hangzhou Grand Canal Museum
Hangzhou, Zhejiang Province



SWALLOW

SILO adds dramatic flair to artwork and wall surfaces in residential, museum, hospitality and commercial environments. SILO offers a compact and minimalist solution to any customer's track lighting needs. The die-cast aluminum construction provides the optimal amount of durability with a sleek profile and several finishes to choose from.

SILO PRO



TL15H TL16H TL17H

Specifications

IP20 | 40℃ / -20℃ | High CRI | Input 220V AC/50Hz | Dimmable | DALI

- Body Material: Die-cast aluminum
- Optical System: Clear Lens included + Reflector
- Finish: Environmentally safe powder coat
- Adjustable Angle: 0°-355° horizontal rotation and 0°-90° vertical aiming tilt
- Accessories/Brackets: Various Optical Accessories available, up to 3 pieces, one piece allowed per Class
- Wiring: Please refer to wiring schematic diagram at the end of catalog
- LED Type: COB
- LED Wattage, CCT, Lumen Output:
  TL15H 3000K :800lm 6W / 1260lm 12W
  TL16H 3000K :2120lm 18W /2830lm 26W
  TL17H 3000K :3530lm 34W
- LED Lifetime: >50,000h-L70 / B10-Ta25℃ (LM-80/TM-21)
- LED Color Consistency: 3 SDCM
- Net Weight: 0.5Kg / 1.0Kg / 1.4Kg

Product Features/Optics



1 *13°* **2** *24°* **3** *36°* **5** *55°*

Product Parameters

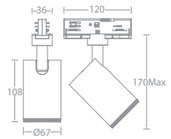

Model	LED Power	System CBCP	Dimming	Beam	CRI	CCT	Finish
TL15H	**LM06** *COB 6W* **LM12** *COB 12W*	*5986cd (@6W 3000K 13°)* *4564cd (@6W 3000K 24°)* *1321cd (@6W 3000K 35°)* *476cd (@6W 3000K 55°)* *9466cd (@12W 3000K 13°)* *7216cd (@12W 3000K 24°)* *2089cd (@12W 3000K 35°)* *753cd (@12W 3000K 55°)*	**O** *On-board* **A** *DALI* **D** *0-10V Dimming*	**1** *13°* **2** *24°* **3** *36°* **5** *55°*	**9** *90*	**27** *2700K* **30** *3000K* **40** *4000K* **50** *5000K*	**BK** *Black* **WT** *White*

Example : TL15HLM12-O-2930WT

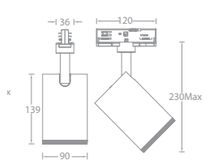

Model	LED Power	System CBCP	Dimming	Beam	CRI	CCT	Finish
TL16H	**LM18** *COB 18W* **LM26** *COB 26W*	*17728cd(@18W 3000K 13°)* *9782cd(@18W 3000K 24°)* *4945cd (@18W 3000K 35°)* *1778cd (@18W 3000K 55°)* *23504cd (@26W 3000K 13°)* *12969cd (@26W 3000K 24°)* *6557cd (@26W 3000K 35°)* *2357cd (@26W 3000K 55°)*	**O** *On-board* **A** *DALI* **D** *0-10V Dimming*	**1** *13°* **2** *24°* **3** *36°* **5** *55°*	**9** *90*	**27** *2700K* **30** *3000K* **40** *4000K* **50** *5000K*	**BK** *Black* **WT** *White*

Example : TL16HLM18-O-2930WT

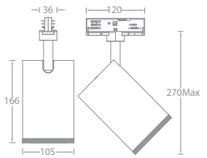

Model	LED Power	System CBCP	Dimming	Beam	CRI	CCT	Finish
TL17H	**LM34** *COB 34W*	*33432cd (@34W 3000K 13°)* *13443cd (@34W 3000K 24°)* *6154cd(@34W 3000K 35°)* *3104cd(@34W 3000K 55°)*	**O** *On-board* **A** *DALI* **D** *0-10V Dimming*	**1** *13°* **2** *24°* **3** *36°* **5** *55°*	**9** *90*	**27** *2700K* **30** *3000K* **40** *4000K* **50** *5000K*	**BK** *Black* **WT** *White*

Example : TL17HLM34-O-2930WT

Light Distribution

TL15H

TL15HLM06-O-1930

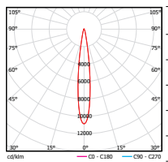

0º Aiming Angle

D(M)	LUX	W	L
1	5986	0.25	0.25
2	1497	0.50	0.50
3	665	0.75	0.75
4	374	1.00	1.00

TL15HLM06-O-2930

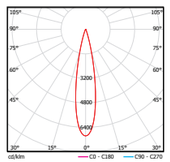

0º Aiming Angle

D(M)	LUX	W	L
1	4564	0.36	0.36
2	1141	0.72	0.72
3	507	1.08	1.08
4	285	1.44	1.44

TL15HLM06-O-3930

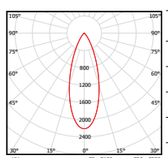

0º Aiming Angle

D(M)	LUX	W	L
1	1321	0.63	0.63
2	330	1.26	1.26
3	147	1.89	1.89
4	83	2.52	2.52

TL15HLM06-O-5930

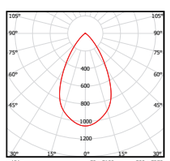

0º Aiming Angle

D(M)	LUX	W	L
1	476	1.10	1.10
2	119	2.20	2.20
3	53	3.30	3.30
4	30	4.40	4.40

TL15HLM12-O-1930

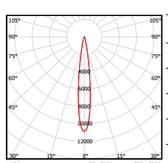

0º Aiming Angle

D(M)	LUX	W	L
1	9466	0.25	0.25
2	2367	0.50	0.50
3	1052	0.75	0.75
4	592	1.00	1.00

TL15HLM12-O-2930

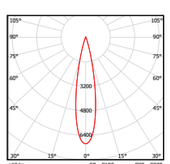

0º Aiming Angle

D(M)	LUX	W	L
1	7216	0.36	0.36
2	1804	0.72	0.72
3	802	1.08	1.08
4	451	1.44	1.44

TL15HLM12-O-3930

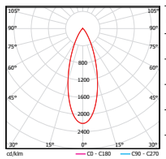

0º Aiming Angle

D(M)	LUX	W	L
1	2089	0.63	0.63
2	522	1.26	1.26
3	232	1.89	1.89
4	131	2.52	2.52

TL15HLM12-O-5930

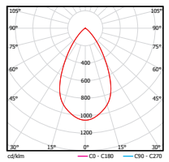

0º Aiming Angle

D(M)	LUX	W	L
1	753	1.10	1.10
2	188	2.20	2.20
3	84	3.30	3.30
4	47	4.40	4.40

Light Distribution

TL16H

TL16HLM18-O-1930

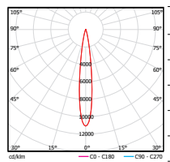

0º Aiming Angle

D(M)	LUX	W	L
1	17728	0.25	0.25
2	4432	0.50	0.50
3	1970	0.75	0.75
4	1108	1.00	1.00

TL16HLM18-O-2930

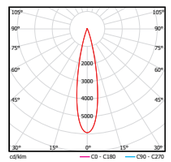

0º Aiming Angle

D(M)	LUX	W	L
1	9782	0.39	0.39
2	2446	0.78	0.78
3	1087	1.17	1.17
4	611	1.56	1.56

TL16HLM18-O-3930

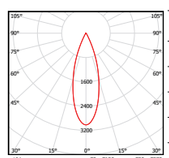

0º Aiming Angle

D(M)	LUX	W	L
1	4945	0.57	0.57
2	1236	1.14	1.14
3	549	1.71	1.71
4	309	2.28	2.28

TL16HLM18-O-5930

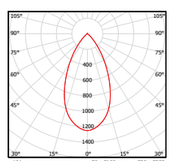

0º Aiming Angle

D(M)	LUX	W	L
1	1777	0.98	0.98
2	444	1.96	1.96
3	197	2.94	2.94
4	111	3.92	3.92

TL16HLM26-O-1930

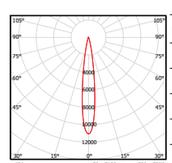

0º Aiming Angle

D(M)	LUX	W	L
1	23504	0.25	0.25
2	5876	0.50	0.50
3	2612	0.75	0.75
4	1469	1.00	1.00

TL16HLM26-O-2930

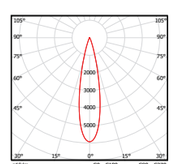

0º Aiming Angle

D(M)	LUX	W	L
1	12969	0.39	0.39
2	3242	0.78	0.78
3	1441	1.17	1.17
4	811	1.56	1.56

TL16HLM26-O-3930

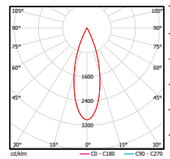

0º Aiming Angle

D(M)	LUX	W	L
1	6557	0.57	0.57
2	1639	1.14	1.14
3	729	1.71	1.71
4	410	2.28	2.28

TL16HLM26-O-5930

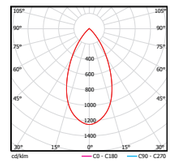

0º Aiming Angle

D(M)	LUX	W	L
1	2357	0.98	0.98
2	589	1.96	1.96
3	262	2.94	2.94
4	147	3.92	3.92

Light Distribution

TL17H

TL17HLM34-O-1930

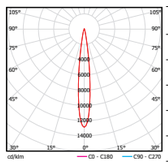

0° Aiming Angle

D(M)	LUX	W	L
1	33432	0.23	0.23
2	8358	0.46	0.46
3	3715	0.69	0.69
4	2090	0.92	0.92

TL17HLM34-O-2930

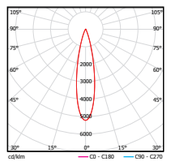

0° Aiming Angle

D(M)	LUX	W	L
1	13443	0.39	0.39
2	3361	0.78	0.78
3	1494	1.17	1.17
4	840	1.56	1.56

TL17HLM34-O-3930

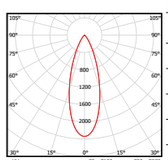

0° Aiming Angle

D(M)	LUX	W	L
1	6154	0.61	0.61
2	1539	1.22	1.22
3	684	1.83	1.83
4	385	2.44	2.44

TL17HLM34-O-5930

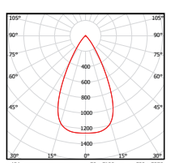

0° Aiming Angle

D(M)	LUX	W	L
1	3104	1.00	1.00
2	776	2.00	2.00
3	345	3.00	3.00
4	194	4.00	4.00

Accessories

Lenses/Filters

MODEL	Beam Refractor Small (CLASS I)	Beam Refractor Flooc (CLASS I)	Beam Elongator (CLASS I)	WALLWASHER BEAM LENS (CLASS I)
TL15H	LENS-TL15H-MIX	LENS-TL15H-FIX	LENS-TL15H-WOF	LENS-TL15H-WW
TL16H	LENS-TL16H-MIX	LENS-TL16H-FIX	LENS-TL16H-WOF	LENS-TL16H-WW
TL17H	LENS-TL17H-MIX	LENS-TL17H-FIX	LENS-TL17H-WOF	LENS-TL17H-WW

Optical Accessories

MODEL	Honeycomb (CLASS II)	BARN DOOR (CLASS III)	SNOOT (CLASSIII)
TL15H	LENS-16-HCM	TL-21-BD-SW	LENS-TL15H-SNOOT-B LENS-TL15H-SNOOT-W
TL16H	LENS-73-HCM	LENS-73-BD	LENS-TL16H-SNOOT-B LENS-TL16H-SNOOT-W
TL17H	LENS-25-HCL	TL-22-BD-SW	LENS-TL17H-SNOOT-B LENS-TL17H-SNOOT-W

Note：1. Up to 3 Accessories, only one piece allowed for each CLASS
2. All must be ordered separately.

SILO FOCUS



TL15F TL16F TL17F

Specifications



- Body Material: Die-cast aluminum
- Optical System: Clear Lens included + Reflector
- Finish: Environmentally safe powder coat
- Adjustable Angle: 0°-355° horizontal rotation and 0°-90° vertical aiming tilt
- Accessories/Brackets: Various Optical Accessories available, up to 3 pieces, one piece allowed per Class
- Wiring: Please refer to wiring schematic diagram at the end of catalog
- LED Type: COB
- LED Wattage, CCT, Lumen Output:
  TL15F 3000K :670lm 6W / 1200lm 12W
  TL16F 3000K :1700lm 18W /2500lm 26W
  TL17F 3000K :3530lm 34W
- LED Lifetime: >50,000h-L70 / B10-Ta25℃ (LM-80/TM-21)
- LED Color Consistency: 3 SDCM
- Net Weight: 0.5Kg / 1.0Kg / 1.4Kg

Product Features/Optics



F *12°-50°*

Product Parameters

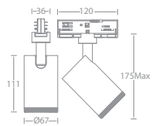

Model	LED Power	System CBCP	Dimming	Beam	CRI	CCT	Finish
TL15F	**LM06** *COB 6W* **LM12** *COB 12W*	*2395cd (@6W 3000K 12°)* *424cd (@6W 3000K 50°)* *3187cd (@12W 3000K 12°)* *616cd (@12W 3000K 50°)*	**O** *On-board* **A** *DALI* **D** *0-10V Dimming*	**F** *12°-50°*	**9** *90*	**27** *2700K* **30** *3000K* **40** *4000K* **50** *5000K*	**BK** *Black* **WT** *White*

Example : TL15FLM06-O-F930WT

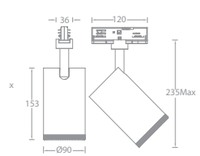

Model	LED Power	System CBCP	Dimming	Beam	CRI	CCT	Finish
TL16F	**LM18** *COB 18W* **LM26** *COB 26W*	*4670cd (@18W 3000K 12°)* *689cd (@18W 3000K 50°)* *5859cd (@26W 3000K 12°)* *952cd (@26W 3000K 50°)*	**O** *On-board* **A** *DALI* **D** *0-10V Dimming*	**F** *12°-50°*	**9** *90*	**27** *2700K* **30** *3000K* **40** *4000K* **50** *5000K*	**BK** *Black* **WT** *White*

Example : TL16FLM18-O-F930WT

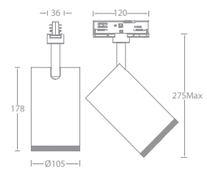

Model	LED Power	System CBCP	Dimming	Beam	CRI	CCT	Finish
TL17F	**LM34** *COB 34W*	*6780cd (@34W 3000K 12°)* *1205cd (@34W 3000K 50°)*	**O** *On-board* **A** *DALI* **D** *0-10V Dimming*	**F** *12°-50°*	**9** *90*	**27** *2700K* **30** *3000K* **40** *4000K* **50** *5000K*	**BK** *Black* **WT** *White*

Example : TL17FLM34-O-F930WT

Light Distribution

TL15F

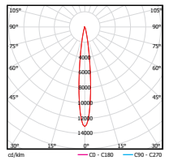

TL15FLM06-O-F930(MIN)

0º AIMING ANGLE

D(M)	LUX	W	L
1	2395	0.23	0.23
2	599	0.46	0.46
3	266	0.69	0.69
4	150	0.92	0.92

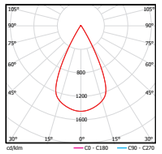

TL15FLM06-O-F930(MAX)

0º Aiming Angle

D(M)	LUX	W	L
1	424	0.99	0.99
2	106	1.98	1.98
3	47	2.97	2.97
4	27	3.96	3.96

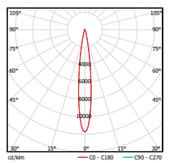

TL15FLM12-O-F930(Min)

0º AIMING ANGLE

D(M)	LUX	W	L
1	3187	0.24	0.24
2	797	0.48	0.48
3	354	0.72	0.72
4	199	0.96	0.96

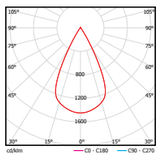

TL15FLM12-O-F930(Max)

0º Aiming Angle

D(M)	LUX	W	L
1	616	1.0	1.0
2	154	2.0	2.0
3	68	3.0	3.0
4	39	4.0	4.0

TL16F

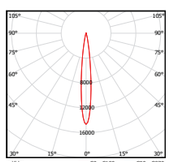

TL16FLM18-O-F930(MIN)

0º AIMING ANGLE

D(M)	LUX	W	L
1	4670	0.21	0.21
2	1168	0.42	0.42
3	519	0.63	0.63
4	292	0.84	0.84

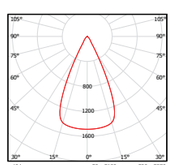

TL16FLM18-O-F930(MAX)

0º Aiming Angle

D(M)	LUX	W	L
1	689	0.93	0.93
2	172	1.86	1.86
3	77	2.79	2.79
4	43	3.72	3.72

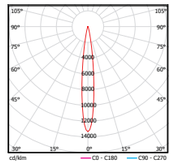

TL16FLM26-O-F930(Min)

0º AIMING ANGLE

D(M)	LUX	W	L
1	5859	0.22	0.22
2	1465	0.44	0.44
3	651	0.66	0.66
4	366	0.88	0.88

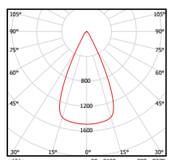

TL16FLM26-O-F930(Max)

0º Aiming Angle

D(M)	LUX	W	L
1	952	0.93	0.93
2	238	1.86	1.86
3	106	2.79	2.79
4	60	3.72	3.72

TL17F

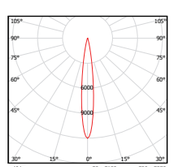

TL17FLM34-O-F930(Min)

0º AIMING ANGLE

D(M)	LUX	W	L
1	6780	0.23	0.23
2	1695	0.46	0.46
3	753	0.69	0.69
4	424	0.92	0.92

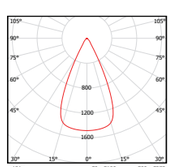

TL17FLM34-O-F930(Max)

0º Aiming Angle

D(M)	LUX	W	L
1	1205	0.93	0.93
2	301	1.86	1.86
3	134	2.79	2.79
4	75	3.72	3.72

Accessories

Lenses/Filters

MODEL	Beam Elongator (CLASS I)	SOFT BEAM LENS (CLASS I)	FROSTED GLASS (CLASS I)	Honeycomb (CLASS I)
TL15F	LENS-16-BEL-C	LENS-16-BSL-SW	LENS-16-FR	LENS-16-HCL
TL16F	LENS-73-BEL-C	LENS-73-BSL	LENS-73-FR	LENS-73-HCL-C
TL17F	LENS-73-BEL-C	LENS-73-BSL	LENS-73-FR	LENS-73-HCL-C

Optical Accessories

MODEL	SNOOT (CLASS II)	Honeycomb (CLASS II)	BARN DOOR (CLASS III)
TL15F	LENS-15-SNOOT	/	TL-21-BD-SW
TL16F	LENS-20-SNOOT	LENS-20-HCL	LENS-73-BD
TL17F	LENS-22-SNOOT	LENS-20-HCL	TL-22-BD-SW

Note：1. Up to 3 Accessories, only one piece allowed for each CLASS
2. All must be ordered separately.

SILO PRO WALL WASHER



TL15W TL16W TL17W

Specifications

IP20 | 40℃ / -20℃ | High CRI | Input 220V AC/50Hz | Dimmable | DALI

- Body Material: Die-cast aluminum
- Optical System: Clear Lens included + Reflector
- Finish: Environmentally safe powder coat
- Adjustable Angle: 0°-355° horizontal rotation and 0°-90° vertical aiming tilt
- Accessories/Brackets: Various Optical Accessories available, up to 3 pieces, one piece allowed per Class
- Wiring: Please refer to wiring schematic diagram at the end of catalog
- LED Type: COB
- LED Wattage, CCT, Lumen Output:
  TL15W 3000K :800lm 6W / 1330lm 12W
  TL16W 3000K :2120lm 18W /2830lm 26W
  TL17W 3000K :3530lm 34W
- LED Lifetime: >50,000h-L70 / B10-Ta25℃ (LM-80/TM-21)
- LED Color Consistency: 3 SDCM
- Net Weight: 0.5Kg / 1.0Kg / 1.4Kg

Product Features/Optics



W *Wall Washer*

Product Parameters

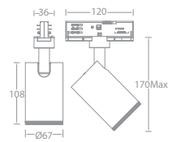

Model	LED Power	System Lemens	Dimming	Beam	CRI	CCT	Finish
TL15W	**LM06** *COB 6W* **LM12** *COB 12W*	*519lm(@6W 3000K)* *822lm(@12W 3000K)*	**O** *On-board* **A** *DALI* **D** *0-10V Dimming*	**W** *Wall Washer*	**9** *90*	**27** *2700K* **30** *3000K* **40** *4000K* **50** *5000K*	**BK** *Black* **WT** *White*

Example : TL15WLM12-O-W930WT

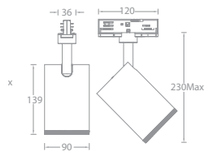

Model	LED Power	System Lemens	Dimming	Beam	CRI	CCT	Finish
TL16W	**LM18** *COB 18W* **LM26** *COB 26W*	*1555lm(@18W 3000K)* *2061lm(@26W 3000K)*	**O** *On-board* **A** *DALI* **D** *0-10V Dimming*	**W** *Wall Washer*	**9** *90*	**27** *2700K* **30** *3000K* **40** *4000K* **50** *5000K*	**BK** *Black* **WT** *White*

Example : TL16WLM18-O-W930WT

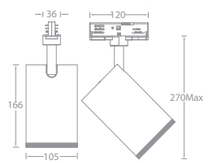

Model	LED Power	System Lemens	Dimming	Beam	CRI	CCT	Finish
TL17W	**LM34** *COB 34W*	*2464lm(@34W 3000K)*	**O** *On-board* **A** *DALI* **D** *0-10V Dimming*	**W** *Wall Washer*	**9** *90*	**27** *2700K* **30** *3000K* **40** *4000K* **50** *5000K*	**BK** *Black* **WT** *White*

Example : TL17WLM34-O-W930WT

Light Distribution

TL15WLM12-O-W930WT

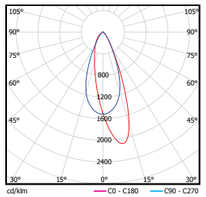

Specifications:
Number of luminaires: n > 5
Wall height (m): 3.0
Angle of tilt: 25°
Offset from wall (m): 1.0
Luminaire spacing (m): 1.2

H (m)	Surface illumination (lux)				
	below the luminaire	between the luminaire	below the luminaire	between the luminaire	below the luminaire
2.70	*93*	*90*	*93*	*89*	*93*
2.30	*149*	*167*	*149*	*167*	*148*
1.90	*162*	*191*	*162*	*191*	*162*
1.50	*159*	*180*	*159*	*180*	*158*
1.10	*142*	*156*	*143*	*156*	*142*
0.70	*117*	*126*	*118*	*126*	*117*
0.30	*96*	*101*	*97*	*101*	*96*

TL16WLM26-O-W930WT

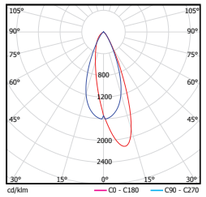

Specifications:
Number of luminaires: n > 5
Wall height (m): 3.6
Angle of tilt: 25°
Offset from wall (m): 1.2
Luminaire spacing (m): 1.5

H (m)	Surface illumination (lux)				
	below the luminaire	between the luminaire	below the luminaire	between the luminaire	below the luminaire
3.40	*81*	*78*	*83*	*79*	*82*
3.00	*199*	*195*	*199*	*194*	*199*
2.60	*243*	*278*	*244*	*278*	*243*
2.20	*255*	*301*	*256*	*301*	*255*
1.80	*256*	*289*	*256*	*289*	*255*
1.40	*237*	*266*	*239*	*266*	*237*
1.00	*210*	*234*	*212*	*234*	*210*
0.60	*180*	*198*	*181*	*198*	*180*
0.20	*155*	*163*	*157*	*164*	*155*

TL17WLM34-O-W930WT

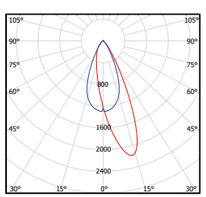

Specifications:
Number of luminaires: n > 5
Wall height (m): 4.8
Angle of tilt: 25°
Offset from wall (m): 1.5
Luminaire spacing (m): 1.8

H (m)	Surface illumination (lux)				
	below the luminaire	between the luminaire	below the luminaire	between the luminaire	below the luminaire
4.50	*43*	*49*	*43*	*49*	*42*
3.90	*101*	*118*	*101*	*118*	*100*
3.30	*127*	*160*	*128*	*160*	*127*
2.70	*138*	*168*	*139*	*168*	*138*
2.10	*141*	*161*	*142*	*161*	*141*
1.50	*135*	*147*	*136*	*147*	*134*
0.90	*123*	*131*	*125*	*131*	*123*
0.30	*108*	*113*	*109*	*113*	*107*

Accessories

Optical Accessories

MODEL	BARN DOOR 
TL15W	TL-21-BD-SW
TL16W	LENS-73-BD
TL17W	TL-22-BD-SW

Note： *All must be ordered separately.*



Jiazhou "Ye Popo" Chengdu Taikoo Li
Chendu, Sichuan Province

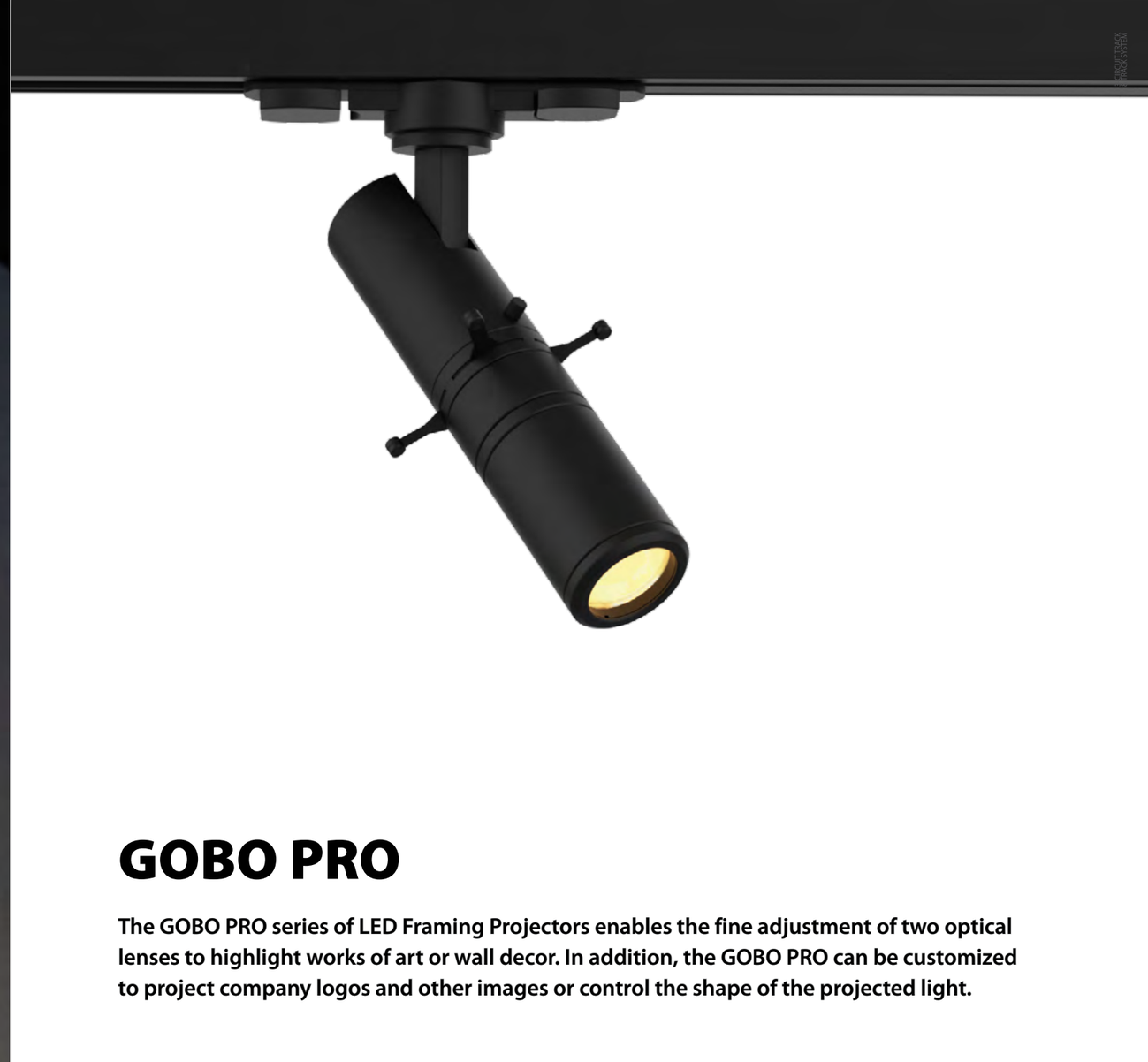

GOBO PRO

The GOBO PRO series of LED Framing Projectors enables the fine adjustment of two optical lenses to highlight works of art or wall decor. In addition, the GOBO PRO can be customized to project company logos and other images or control the shape of the projected light.

GOBO PRO



TL56FLM10-O-R TL57FLM25-O-R TL57FLM25-O-F

Specifications

IP20 | 40℃ -20℃ | High CRI | Input 220V AC/50Hz | DALI | Dimmable

- Body Material: Die-cast aluminum
- Optical System: Dual Optical System Framing Projector
- Finish: Environmentally safe powder coat
- Adjustable Angle:
  TL56F: 0°-365° horizontal rotation and 0°-90° vertical aiming tilt
  TL57F: 0°-355° horizontal rotation and 0°-90° vertical aiming tilt
- Accessories/Brackets: GOBO glass available
- Wiring: Please refer to wiring schematic diagram at the end of catalog
- LED Type: COB
- LED Wattage, CCT, Lumen Output:
  TL56F 3000K 1000lm
  TL57F 3000K 2600lm
- LED Lifetime: >50,000h-L70 / B10-Ta25℃ (LM-80/TM-21)
- LED Color Consistency: 3 SDCM
- Net Weight: 0.45kg / 1.8Kg

Product Features/Optics

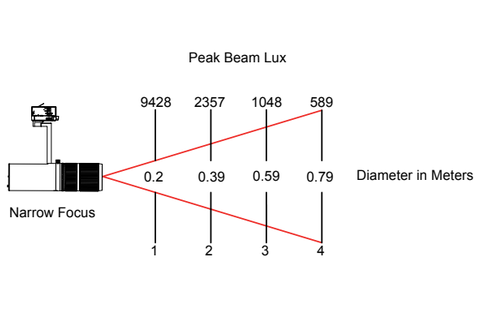

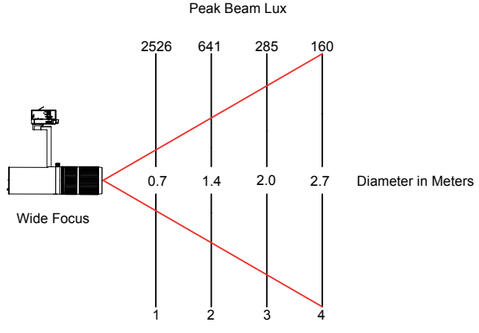

Product Parameters

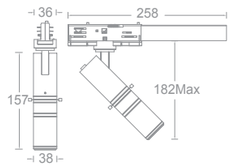

Model	LED Power	System CBCP	Dimming	Beam	CRI	CCT	Finish
TL56F	LM10 *10W*	*3006cd (@10W 3000K Max)* *645cd (@10W 3000K Wide)*	O *On-board* D *0-10V Dimming* A *DALI*	R *Reinvent*	9 *90* A *97*	30 *3000K* 40 *4000K*	BK *Black* WT *White*

Example : TL56FLM10-O-R930WT
In the Beam column code, "R" adjustable framing shims create a feature accenting,rectangular pattern of illumination.

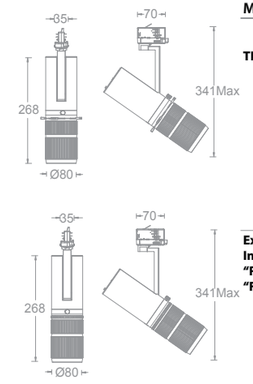

Model	LED Power	System CBCP	Dimming	Beam	CRI	CCT	Finish
TL57F	LM25 *25W*	*5315cd (@25W 3000K Max)*	O *On-board* D *0-10V Dimming* A *DALI*	R *Reinvent* F *Focus*	9 *90* A *97*	30 *3000K* 40 *4000K*	BK *Black* WT *White*

Example : TL57FLM25-O-F930WT
In the beam column code :
"R" adjustable framing shims create a feature accenting,rectangular pattern of illumination.
"F" adjustable optical lens allows for focusing for crisp illumination.

Light Distribution

TL56F

TL56FLM10-O-R930BK-min

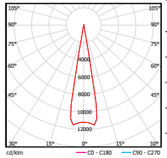

0° Aiming Angle

D(M)	LUX	W	L
1	2494	0.33	0.33
2	624	0.66	0.66
3	277	0.99	0.99
4	156	1.32	1.32

TL56FLM10-O-R930BK-max

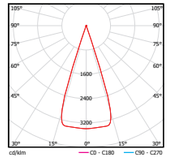

0° Aiming Angle

D(M)	LUX	W	L
1	624	0.64	0.64
2	156	1.28	1.28
3	69	1.92	1.92
4	39	2.56	2.56

TL57F

TL57FLM25-O-F930WT

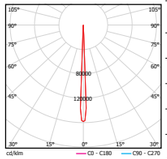

0° Aiming Angle

D(M)	LUX	W	L
1	9428	0.2	0.2
2	2357	0.39	0.39
3	1048	0.59	0.59
4	589	0.79	0.79

TL57FLM25-O-R930WT

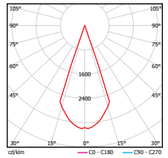

0° Aiming Angle

D(M)	LUX	W	L
1	2562	0.7	0.7
2	641	1.4	1.4
3	285	2.0	2.0
4	160	2.7	2.7

Accessories

Cutoff Accessories	LENS-TL57F-F-WT LENS-TL57F-F-BK Cutoff mode blocked by R four components Change to F circular variable diameter cutoff mode		LENS-TL57F-R-WT LENS-TL57F-R-BK From F circular variable diameter cutoff mode Change to R four leaf occlusion cutoff mode	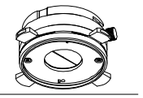
GOBO Sheet Accessories	LENS-TL56F-GOBO LENS-TL57F-GOBO Gobo piece Accessories with WAC logo	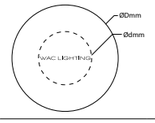		

All Accessories need to be ordered separately. The luminaire includes a corresponding cutoff accessory when it ships. The GOBO sheet is not included.
The cutoff Accessories can be interchanged by hand, and can be installed at the same time with the GOBO sheet, but only one cutoff accessory can be added to each luminaire.
GOBO(TL56)sheet size: thickness 1mm, D is Ø 19.6mm, d is Ø14mm, the text or pattern content can be customized (the diameter cannot exceed 14mm).
GOBO(TL57)sheet size: thickness 1mm, D is Ø 33mm, d is Ø14mm, the text or pattern content can be customized (the diameter cannot exceed 14mm).

3-CIRCUIT TRACK SYSTEM



WT

Model	Finish			Weight	Length (mm)
	BK	PT	WT		
WT1M	•	•	•	1.10kg	1000mm
WT2M	•	•	•	2.20kg	2000mm
WT3M	•	•	•	3.30kg	3000mm

Example :WT1M-WT-C
Surface mount track with extruded aluminum construction. The track offers three separately controlled circuits. Each circuit is rated 16A maximum which is fully polarized and grounded throughout.

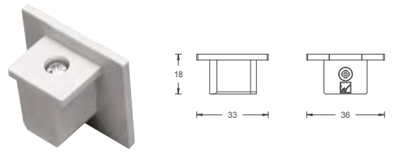

WEC

Model	Finish			Weight
	BK	PT	WT	
WEC	•	•	•	0.01kg

Example :WEC-WT-C
End cap: To cover the end of a track run.

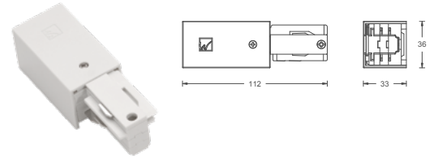

WEDR

Model	Finish			Weight
	BK	PT	WT	
WEDR	•	•	•	0.09kg

Example : WEDR-WT-C
Live end connector right.To start a run.

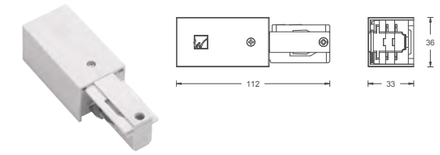

WEDL

Model	Finish			Weight
	BK	PT	WT	
WEDL	•	•	•	0.09kg

Example :WEDL-WT-C
Live end connector left:To start a run.

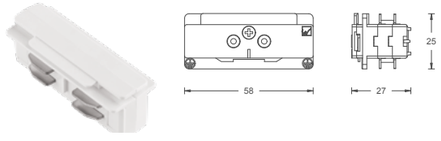

WPC

Model	Finish			Weight
	BK	PT	WT	
WPC	•	•	•	0.03kg

Example : WPC-WT-C
"I" power connector: Straight line connector used to join two sections of track with electrical continuity.

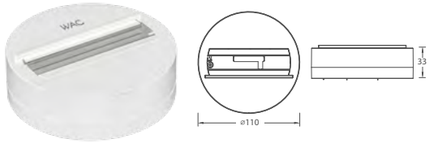

WMP

Model	Finish			Weight
	BK	PT	WT	
WMP	•	•	•	0.03kg

Example : WMP-WT-C
Ceiling plate
Three-circuit lamps can be directly connected to the ceiling plate to replace the role of the three-circuit track.
Built-in two-core electrode, the lamp needs to be adjusted to the circuit L1 before it can be energized; the maximum lifting weight is 4kg.



WLLC

Model	Finish			Weight
	BK	PT	WT	
WLLC	•	•	•	0.24kg

Example :WLLC-WT-C
"L" connector left: To connect two track sections at 90° for a left turn. Power feedable.



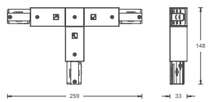

WLTC

Model	Finish			Weight
	BK	PT	WT	
WLTC	•	•	•	0.35kg

Example :WLTC-WT-C

"T" connector left: To join three track sections all at 90°. Power feedable.



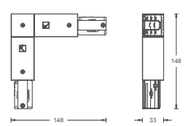

WRLC

Model	Finish			Weight
	BK	PT	WT	
WRLC	•	•	•	0.24kg

Example : WRLC-WT-C

"L" connector right. To connect two track sections at 90º angle for a right turn.Power feedable.



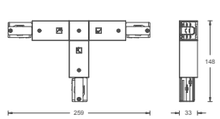

WRTC

Model	Finish			Weight
	BK	PT	WT	
WRTC	•	•	•	0.35kg

Example : WRTC-WT-C

"T" connector right. To join three track sections all at 90º. Power feedable.



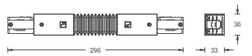

WFC

Model	Finish			Weight
	BK	PT	WT	
WFC	•	•	•	0.24kg

Example :WFC -WT-C

Flexible connector.Connects two track sections at variable angles from 60º to 180º. Used as a transition from wall-to-wall, wall-to-ceiling,or ceiling-to-ceiling.Power feedable.



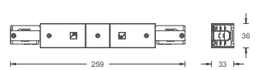

WIC

Model	Finish			Weight
	BK	PT	WT	
WIC	•	•	•	0.24kg

Example :WIC-WT-C

"I" connector.Power entry point at the connection of two tracks. To connect two track sections end-to-end to keep a straight line.Power feedable.



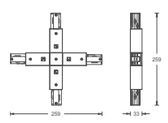

WXC

Model	Finish			Weight
	BK	PT	WT	
WXC	•	•	•	0.45kg

Example :WXC-WT-C

"X" connector. To connect four track sections into a cross configuration. Power feedable.



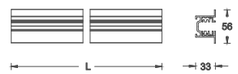

WT-RT

Model	Finish			Cutout	Weight	Length (mm)
	BK	PT	WT			
WT1M-RT-2	•	•	•	50mm	1.53kg	1000mm
WT2M-RT-2	•	•	•	50mm	3.06kg	2000mm
WT3M-RT-2	•	•	•	50mm	4.59kg	3000mm

Example :WT1M-RT-2-WT

Recessed flanged track: Extruded aluminum construction. Track offers three separately controlled circuits. Each circuit is rated 16A maximum and fully polarized and grounded throughout.





WEC-RT

Model	Finish			Weight
	BK	PT	WT	
WEC-RT-2	•	•	•	0.01kg

Example : WEC-RT-2-WT

Flanged end cap. To cover the end of a track run.



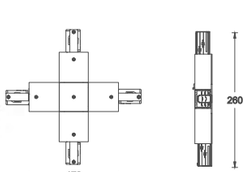

WXC-RT

Model	Finish			Weight
	BK	PT	WT	
WXC-RT-2	•	•	•	0.89kg

Example : WXC-RT-2-WT

Flanged (X)connector. To connect four track sections into a cross configuration.Power feedable.



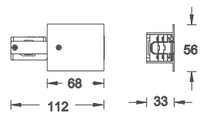

WEDL-RT

Model	Finish			Weight
	BK	PT	WT	
WEDL-RT-2	•	•	•	0.28kg

Example :WEDL-RT-2-WT

Flanged live end connector left. To start a run.



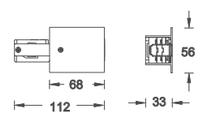

WEDR-RT

Model	Finish			Weight
	BK	PT	WT	
WEDR-RT-2	•	•	•	0.28kg

Example :WEDR-RT-2-WT

Flanged live end connector right. To start a run.



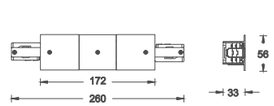

WIC-RT

Model	Finish			Weight
	BK	PT	WT	
WIC-RT-2	•	•	•	0.47kg

Example :WIC-RT-2-WT

Flanged "I" connector.Power entry point at the connection of two tracks. To connect two track sections end-to-end to keep a straight line. Power feedable.



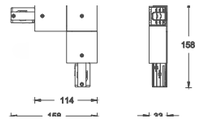

WLLC-RT

Model	Finish			Weight
	BK	PT	WT	
WLLC-RT-2	•	•	•	0.49kg

Example :WLLTC-RT-2-WT

Flanged "L" connector left: To connect two track sections at 90° for a left turn. Power feedable.



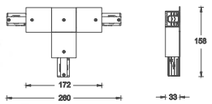

WLTC-RT

Model	Finish			Weight
	BK	PT	WT	
WLTC-RT-2	•	•	•	0.70kg

Example :WLTC-RT-2-WT

Flanged "T" connector left. To join three track sections all at 90°. Power feedable.



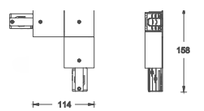

WRLC-RT

Model	Finish			Weight
	BK	PT	WT	
WRLC-RT-2	•	•	•	0.49kg

Example : WRLC-RT-2-WT

Flanged "L" connector right. To connect two track sections at 90° angle for a right turn. Power feedable.



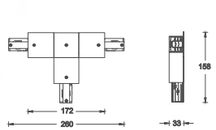

WRTC-RT

Model	Finish			Weight
	BK	PT	WT	
WRTC-RT-2	•	•	•	0.70kg

Example : WRTC-RT-2-WT

Flanged "T" connector right. To join three track sections all at 90°. Power feedable.



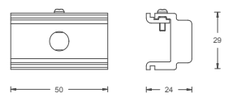

WMT

Model	Finish			Weight
	BK	PT	WT	
WMT	•	•	•	0.05kg

Example : WMT-WT-C

Connects suspension to track without power feed. Use with: WMT-X, WMT-XS, WMT-TB, WMST-X, WMST-XS and WMST-TB.



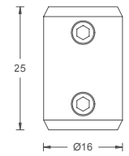

WMXI

Model	Finish			Weight
	BK	PT	WT	
WMXI	•	•	•	0.02kg

Example : WMXI-WT-C

Use for joining two lengths of rod to form a longer drop.



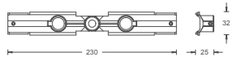

WMIC

Model	Finish			Weight
	BK	PT	WT	
WMIC	•	•	•	0.09kg

Example : WMIC-WT-C

"I" connector suspension: Use for suspension mounting with I connector.



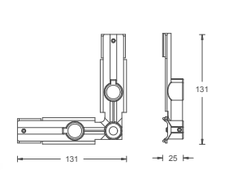

WMLC

Model	Finish			Weight
	BK	PT	WT	
WMLC	•	•	•	0.09kg

Example : WMLC-WT-C

"L" connector suspension: Use for suspension mounting with L connector.



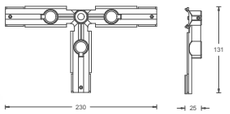

WMTC

Model	Finish			Weight
	BK	PT	WT	
WMTC	•	•	•	0.12kg

Example :WMTC-WT-C

"T" connector suspension: Use for suspension mounting with T connector.



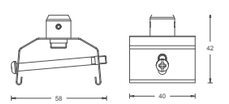

WMT-RT

Model	Finish	Weight
	PT	
WMT-RT	•	0.04kg

Example :WMT-RT-PT-C

Connects suspension to recessed track without power feed. Use with: WMT-X, WMT-XS, WMT-TB, WMST-X, WMST-XS and WMST-TB.


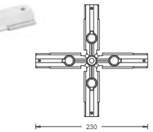

WMXC

Model	Finish			Weight
	BK	PT	WT	
WMXC	•	•	•	0.15kg

Example : WMXC-WT-C
"X" connector suspension: Use for suspension mounting with "X" connector.




WCC-RTL

Model	Weight
WCC-RTL-CL	0.05kg

3-circuit recessed track closure cover.


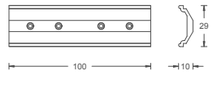

WMPC

Model	Finish			Weight
	BK	PT	WT	
WMPC	•	•	•	0.03kg

Example : WMPC-WT-C
Straight coupler: Used for suspension mounting with "I" power connector.


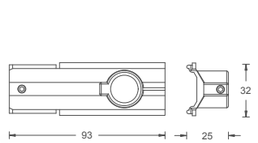

WMED

Model	Finish			Weight
	BK	PT	WT	
WMED	•	•	•	0.03kg

Example : WMED-WT-C
Live end suspension: Use for suspension mounting with live end connector.


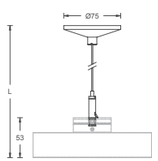

WMST-X

Model	Finish			Weight	Length (mm)
	BK	PT	WT		
WMST-X48	•	•	•	0.12kg	1286mm
WMST-X96	•	•	•	0.13kg	2466mm

Example : WMST-X48-WT-C
Suspension cable kit: Use to extend track from the ceiling. Field adjustable.


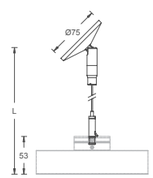

WMST-XS

Model	Finish			Weight	Length (mm)
	BK	PT	WT		
WMST-XS48	•	•	•	0.16kg	1313mm
WMST-XS96	•	•	•	0.17kg	2493mm

Example :WMST-XS48-WT-C
Sloped ceiling cable: Use to extend track from a sloped ceiling. Field adjustable.


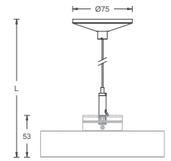

WMST-TB

Model	Finish			Weight	Length (mm)
	BK	PT	WT		
WMST-TB48	•	•	•	0.07kg	1286mm
WMST-TB96	•	•	•	0.08kg	2466mm

Example :WMST-TB48-WT-C
Includes T-Bar clip to extend track from drop ceilings. Field adjustable.


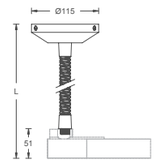

WMFP

Model	Finish			Weight	Length (mm)
	BK	PT	WT		
WMFP-48	•	•	•	0.80kg	1213mm
WMFP-96	•	•	•	1.80kg	3653mm

Example :WMFP-48-WT-C
Flexible power feed to connect with a Live End or any Joiner/Feeder. Recommended for use with Cable Suspensions. Field cuttable.


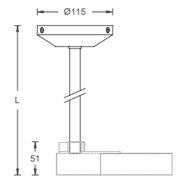

WMSP

Model	Finish			Weight	Length (mm)
	BK	PT	WT		
WMSP-6	•	•	•	0.37kg	152mm
WMSP-12	•	•	•	0.47kg	304mm
WMSP-24	•	•	•	0.66kg	609mm
WMSP-36	•	•	•	0.87kg	914mm
WMSP-48	•	•	•	1.07kg	1219mm
WMSP-96	•	•	•	1.89kg	2438mm

Example :WMSP-6-WT-C
Power feed to connect with a Live End or any Joiner/Feeder. Field cuttable.


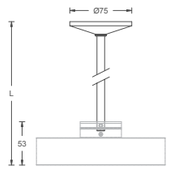

WMT-X

Model	Finish			Weight	Length (mm)
	BK	PT	WT		
WMT-X6	•	•	•	0.10kg	152mm
WMT-X12	•	•	•	0.13kg	304mm
WMT-X24	•	•	•	0.18kg	609mm
WMT-X36	•	•	•	0.24kg	914mm
WMT-X48	•	•	•	0.30kg	1219mm
WMT-X96	•	•	•	0.52kg	2438mm

Example :WMT-X6-WT-C
Pendant stem kit. Used to extend track from the ceiling. Field cuttable.



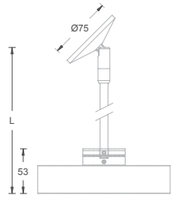

WMT-XS

Model	Finish			Weight	Length (mm)
	BK	PT	WT		
WMT-XS6	•	•	•	0.13kg	135mm
WMT-XS12	•	•	•	0.16kg	287mm
WMT-XS24	•	•	•	0.22kg	592mm
WMT-XS36	•	•	•	0.29kg	897mm
WMT-XS48	•	•	•	0.35kg	1202mm
WMT-XS96	•	•	•	0.60kg	2421mm

Example :WMT-XS6-WT-C

Sloped ceiling stem. Use to extend track from a sloped ceiling. Field cuttable.



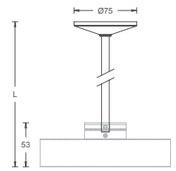

WMT-TB

Model	Finish			Weight	Length (mm)
	BK	PT	WT		
WMT-TB6	•	•	•	0.05kg	152mm
WMT-TB12	•	•	•	0.08kg	304mm
WMT-TB24	•	•	•	0.15kg	609mm
WMT-TB36	•	•	•	0.21kg	914mm
WMT-TB48	•	•	•	0.28kg	1219mm
WMT-TB96	•	•	•	0.54kg	2438mm

Example :WMT-TB6-WT-C

Includes T-Bar clip to extend track from drop ceilings. Field cuttable.

Straight Configuration

A	WEDR	Live end connector (right)
B	WIC	"I" connector
C	WPC	"I" Power connector
D	WEC	End cap

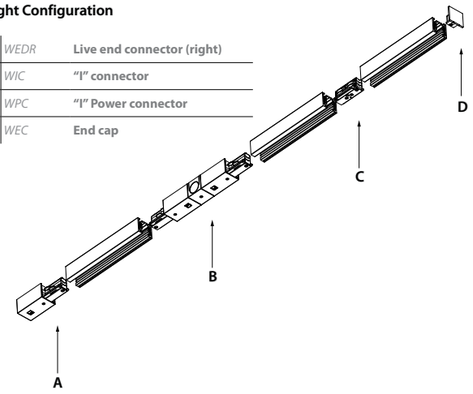

Flexible Configurations

A	WEDR	Live end connector (right)
B	WEDL	Live end connector (left)
C	WFC	Flexible connector
D	WEC	End cap

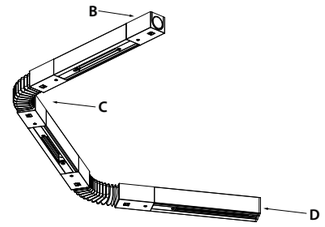

horizontal Ceiling Mount

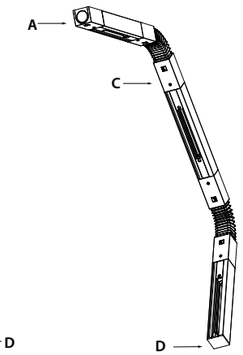

Vertical Wall-to-Ceiling Mount

Grid Configuration

A	WLLC	"L" Connector Left
B	WLTC	"T" Connector Left
C	WRTC	"T" Connector Right
D	WXC	"X" Connector

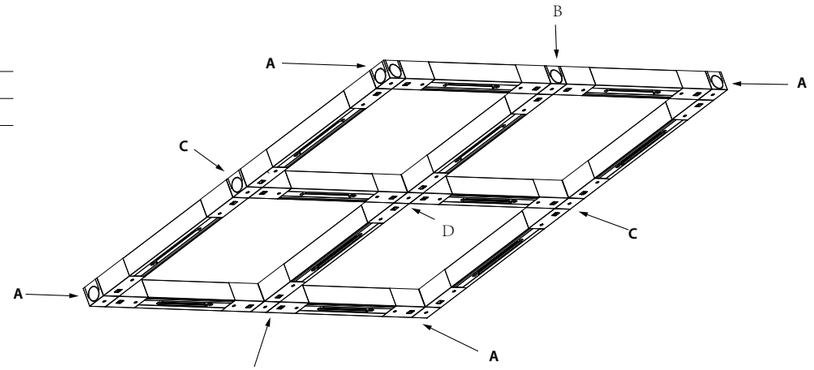

B

Cable Suspension Mount

A	WMFP	Flexible Stem kit with power feed
B	WMED	Live end suspension mount
C	WEDL	Live end connector (left)
D	WMST-X	Cable suspension kit
E	WMT	Suspension hanger clip
F	WMST-TB	"T" bar cable suspension kit
G	WMST-XS	Sloped ceiling cable kit
H	WMLC	"L" connector suspension mount
I	WLLC	"L" connector left
J	WEC	End cap

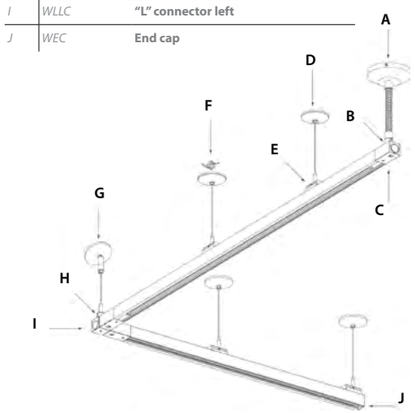

Use one support for every 1 meter

Stem Suspension Mount

A	WMSP	Stem kit with power feed
B	WMED	Live end suspension mount
C	WEDR	Live end connector (right)
D	WMT-XS	Sloped ceiling stem kit
E	WMT	Suspension hanger clip
F	WMT-TB	"T" bar stem kit
G	WMT-X	Stem kit
H	WMLC	"L" connector suspension mount
I	WLLC	"L" connector left
J	WEC	End cap

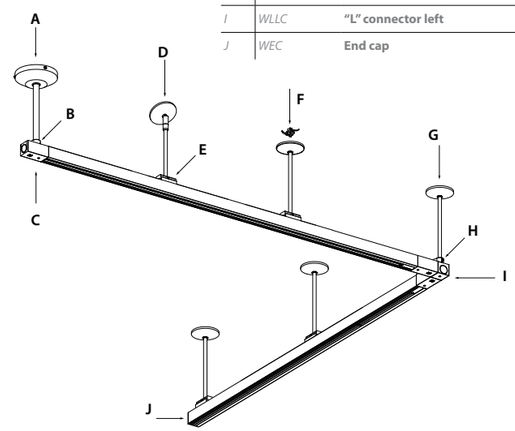

J-TRACK LUMINAIRES & TRACK SYSTEM



SILO 96

SILO PRO 97
SILO FOCUS 103
SILO PRO WALL WASHER 107



J-TRACK SYSTEM 111

Hubei Province Museum
Wuhan, Hubei Province

J-TRACK & TRACK SYSTEM

SILO PRO



JL15H JL16H JL17H

Specifications



- Body Material: Die-cast aluminum
- Optical System: Clear Lens included + Reflector
- Finish: Environmentally safe powder coat
- Adjustable Angle: 0°-355° horizontal rotation and 0°-90° vertical aiming tilt
- Accessories/Brackets: Various Optical Accessories available, up to 3 pieces, one piece allowed per Class
- LED Type: COB
- LED Wattage, CCT, Lumen Output:
  JL15H 3000K :800lm 6W / 1330lm 12W
  JL16H 3000K :2120lm 18W /2830lm 26W
  JL17H 3000K :3530lm 34W
- LED Lifetime: >50,000h-L70 / B10-Ta25℃ (LM-80/TM-21)
- LED Color Consistency: 3 SDCM
- Net Weight: 0.5Kg / 1.0Kg / 1.4Kg

Product Features/Optics



1 *13°* **2** *24°* **3** *36°* **5** *55°*

Product Parameters

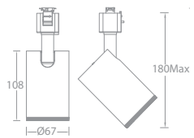

Model	LED Power	System CBCP	Dimming	Beam	CRI	CCT	Finish
JL15H	**LM06** *COB 6W* **LM12** *COB 12W*	*5986cd (@6W 3000K 13°)* *4564cd (@6W 3000K 24°)* *1321cd (@6W 3000K 35°)* *476cd (@6W 3000K 55°)* *9466cd (@12W 3000K 13°)* *7216cd (@12W 3000K 24°)* *2089cd (@12W 3000K 35°)* *753cd (@12W 3000K 55°)*	**O** *On-board*	**1** *13°* **2** *24°* **3** *36°* **5** *55°*	**9** *90*	**27** *2700K* **30** *3000K* **40** *4000K* **50** *5000K*	**BK** *Black* **WT** *White*

Example : JL15HLM12-O-2930WT

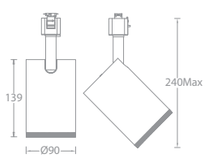

Model	LED Power	System CBCP	Dimming	Beam	CRI	CCT	Finish
JL16H	**LM18** *COB 18W* **LM26** *COB 26W*	*17728cd(@18W 3000K 13°)* *9782cd(@18W 3000K 24°)* *4945cd (@18W 3000K 35°)* *1778cd (@18W 3000K 55°)* *23504cd (@26W 3000K 13°)* *12969cd (@26W 3000K 24°)* *6557cd (@26W 3000K 35°)* *2357cd (@26W 3000K 55°)*	**O** *On-board*	**1** *13°* **2** *24°* **3** *36°* **5** *55°*	**9** *90*	**27** *2700K* **30** *3000K* **40** *4000K* **50** *5000K*	**BK** *Black* **WT** *White*

Example : JL16HLM18-O-2930WT

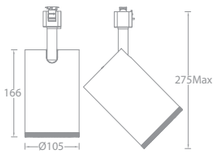

Model	LED Power	System CBCP	Dimming	Beam	CRI	CCT	Finish
JL17H	**LM34** *COB 34W*	*33432cd (@34W 3000K 13°)* *13443cd (@34W 3000K 24°)* *6154cd(@34W 3000K 35°)* *3104cd(@34W 3000K 55°)*	**O** *On-board*	**1** *13°* **2** *24°* **3** *36°* **5** *55°*	**9** *90*	**27** *2700K* **30** *3000K* **40** *4000K* **50** *5000K*	**BK** *Black* **WT** *White*

Example : JL17HLM34-O-2930WT

Light Distribution

JL15H

JL15HLM06-O-1930

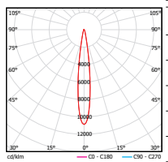

0º Aiming Angle

D(M)	LUX	W	L
1	5986	0.25	0.25
2	1497	0.50	0.50
3	665	0.75	0.75
4	374	1.00	1.00

JL15HLM06-O-2930

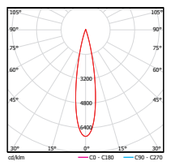

0º Aiming Angle

D(M)	LUX	W	L
1	4564	0.36	0.36
2	1141	0.72	0.72
3	507	1.08	1.08
4	285	1.44	1.44

JL15HLM06-O-3930

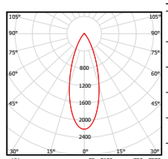

0º Aiming Angle

D(M)	LUX	W	L
1	1321	0.63	0.63
2	330	1.26	1.26
3	147	1.89	1.89
4	83	2.52	2.52

JL15HLM06-O-5930

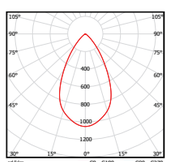

0º Aiming Angle

D(M)	LUX	W	L
1	476	1.10	1.10
2	119	2.20	2.20
3	53	3.30	3.30
4	30	4.40	4.40

JL15HLM12-O-1930

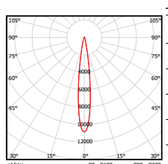

0º Aiming Angle

D(M)	LUX	W	L
1	9466	0.25	0.25
2	2367	0.50	0.50
3	1052	0.75	0.75
4	592	1.00	1.00

JL15HLM12-O-2930

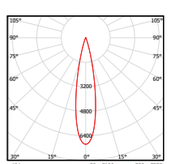

0º Aiming Angle

D(M)	LUX	W	L
1	7216	0.36	0.36
2	1804	0.72	0.72
3	802	1.08	1.08
4	451	1.44	1.44

JL15HLM12-O-3930

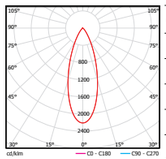

0º Aiming Angle

D(M)	LUX	W	L
1	2089	0.63	0.63
2	522	1.26	1.26
3	232	1.89	1.89
4	131	2.52	2.52

JL15HLM12-O-5930

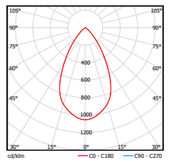

0º Aiming Angle

D(M)	LUX	W	L
1	753	1.10	1.10
2	188	2.20	2.20
3	84	3.30	3.30
4	47	4.40	4.40

Light Distribution

JL16H

JL16HLM18-O-1930

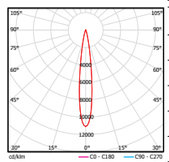

0º Aiming Angle

D(M)	LUX	W	L
1	17728	0.25	0.25
2	4432	0.50	0.50
3	1970	0.75	0.75
4	1108	1.00	1.00

JL16HLM18-O-2930

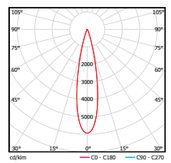

0º Aiming Angle

D(M)	LUX	W	L
1	9782	0.39	0.39
2	2446	0.78	0.78
3	1087	1.17	1.17
4	611	1.56	1.56

JL16HLM18-O-3930

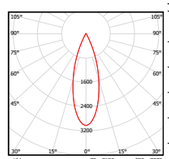

0º Aiming Angle

D(M)	LUX	W	L
1	4945	0.57	0.57
2	1236	1.14	1.14
3	549	1.71	1.71
4	309	2.28	2.28

JL16HLM18-O-5930

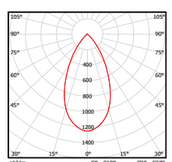

0º Aiming Angle

D(M)	LUX	W	L
1	1777	0.98	0.98
2	444	1.96	1.96
3	197	2.94	2.94
4	111	3.92	3.92

JL16HLM26-O-1930

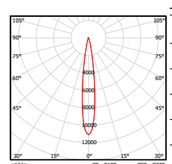

0º Aiming Angle

D(M)	LUX	W	L
1	23504	0.25	0.25
2	5876	0.50	0.50
3	2612	0.75	0.75
4	1469	1.00	1.00

JL16HLM26-O-2930

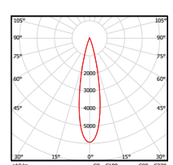

0º Aiming Angle

D(M)	LUX	W	L
1	12969	0.39	0.39
2	3242	0.78	0.78
3	1441	1.17	1.17
4	811	1.56	1.56

TL16HLM26-O-3930

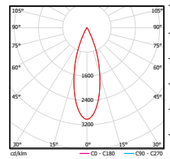

0º Aiming Angle

D(M)	LUX	W	L
1	6557	0.57	0.57
2	1639	1.14	1.14
3	729	1.71	1.71
4	410	2.28	2.28

TL16HLM26-O-5930

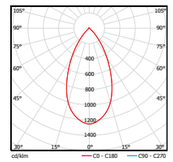

0º Aiming Angle

D(M)	LUX	W	L
1	2357	0.98	0.98
2	589	1.96	1.96
3	262	2.94	2.94
4	147	3.92	3.92

Light Distribution

JL17H

JL17HLM34-O-1930

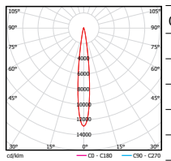

0° Aiming Angle

D(M)	LUX	W	L
1	33432	0.23	0.23
2	8358	0.46	0.46
3	3715	0.69	0.69
4	2090	0.92	0.92

JL17HLM34-O-2930

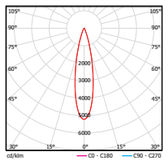

0° Aiming Angle

D(M)	LUX	W	L
1	13443	0.39	0.39
2	3361	0.78	0.78
3	1494	1.17	1.17
4	840	1.56	1.56

JL17HLM34-O-3930

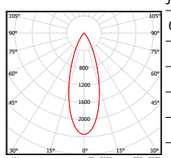

0° Aiming Angle

D(M)	LUX	W	L
1	6154	0.61	0.61
2	1539	1.22	1.22
3	684	1.83	1.83
4	385	2.44	2.44

JL17HLM34-O-5930

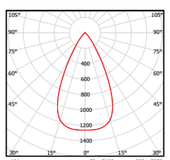

0° Aiming Angle

D(M)	LUX	W	L
1	3104	1.00	1.00
2	776	2.00	2.00
3	345	3.00	3.00
4	194	4.00	4.00

Accessories

Lenses/Filters

MODEL	Beam Refractor Small (CLASS I)	Beam Refractor Flooc (CLASS I)	Beam Elongator (CLASS I)	WALLWASHER BEAM LENS (CLASS I)
JL15H	LENS-TL15H-MIX	LENS-TL15H-FIX	LENS-TL15H-WOF	LENS-TL15H-WW
JL16H	LENS-TL16H-MIX	LENS-TL16H-FIX	LENS-TL16H-WOF	LENS-TL16H-WW
JL17H	LENS-TL17H-MIX	LENS-TL17H-FIX	LENS-TL17H-WOF	LENS-TL17H-WW

Optical Accessories

MODEL	Honeycomb (CLASS II)	BARN DOOR (CLASS III)	SNOOT (CLASSIII)
JL15H	LENS-16-HCM	TL-21-BD-SW	LENS-TL15H-SNOOT-B LENS-TL15H-SNOOT-W
JL16H	LENS-73-HCM	LENS-73-BD	LENS-TL16H-SNOOT-B LENS-TL16H-SNOOT-W
JL17H	LENS-25-HCL	TL-22-BD-SW	LENS-TL17H-SNOOT-B LENS-TL17H-SNOOT-W

Note：1. Up to 3 Accessories, only one piece allowed for each CLASS
2. All must be ordered separately.

SILO FOCUS



JL15F JL16F JL17F

Specifications

- Body Material: Die-cast aluminum
- Optical System: Clear Lens included + Reflector
- Finish: Environmentally safe powder coatAdjustable Angle: 0°-355° horizontal rotation and 0°-90° vertical aiming tilt
- Accessories/Brackets: Various Optical Accessories available, up to 3 pieces, one piece allowed per Class
- LED Type: COB
- LED Wattage, CCT, Lumen Output:
  JL15F 3000K :670lm 6W / 1200lm 12W
  JL16F 3000K :1700lm 18W /2500lm 26W
  JL17F 3000K :3600lm 34W
- LED Lifetime: >50,000h-L70 / B10-Ta25℃ (LM-80/TM-21)
- LED Color Consistency: 3 SDCM
- Net Weight: 0.5Kg / 1.0Kg / 1.4Kg

Product Features/Optics



F *12°-50°*

Product Parameters

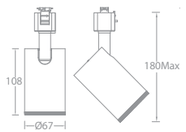

Model	LED Power	System CBCP	Dimming	Beam	CRI	CCT	Finish
JL15F	**LM06** *COB 6W* **LM12** *COB 12W*	*2395cd (@6W 3000K 12°)* *424cd (@6W 3000K 50°)* *3187cd (@12W 3000K 12°)* *616cd (@12W 3000K 50°)*	**O** *On-board*	**F** *12°-50°*	**9** *90*	**27** *2700K* **30** *3000K* **40** *4000K* **50** *5000K*	**BK** *Black* **WT** *White*

Example : JL15FLM12-O-F930WT

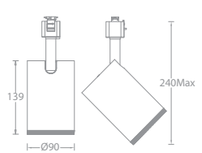

Model	LED Power	System CBCP	Dimming	Beam	CRI	CCT	Finish
JL16F	**LM18** *COB 18W* **LM26** *COB 26W*	*4670cd (@18W 3000K 12°)* *689cd (@18W 3000K 50°)* *5859cd (@26W 3000K 12°)* *952cd (@26W 3000K 50°)*	**O** *On-board*	**F** *12°-50°*	**9** *90*	**27** *2700K* **30** *3000K* **40** *4000K* **50** *5000K*	**BK** *Black* **WT** *White*

Example : JL16FLM18-O-F930WT

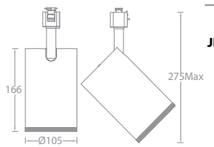

Model	LED Power	System CBCP	Dimming	Beam	CRI	CCT	Finish
JL17F	**LM34** *COB 34W*	*6780cd (@34W 3000K 12°)* *1205cd (@34W 3000K 50°)*	**O** *On-board*	**F** *12°-50°*	**9** *90*	**27** *2700K* **30** *3000K* **40** *4000K* **50** *5000K*	**BK** *Black* **WT** *White*

Example : JL17FLM34-O-F930WT

Light Distribution

JL15F

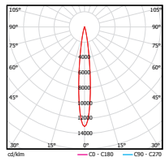

JL15FLM06-O-F930(MIN)

0° AIMING ANGLE

D(M)	LUX	W	L
1	2395	0.23	0.23
2	599	0.46	0.46
3	266	0.69	0.69
4	150	0.92	0.92

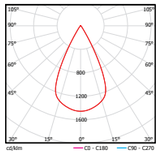

JL15FLM06-O-F930(MAX)

0° Aiming Angle

D(M)	LUX	W	L
1	424	0.99	0.99
2	106	1.98	1.98
3	47	2.97	2.97
4	27	3.96	3.96

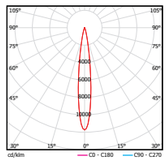

JL15FLM12-O-F930(Min)

0° AIMING ANGLE

D(M)	LUX	W	L
1	3187	0.24	0.24
2	797	0.48	0.48
3	354	0.72	0.72
4	199	0.96	0.96

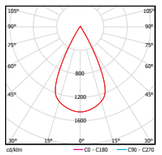

JL15FLM12-O-F930(Max)

0° Aiming Angle

D(M)	LUX	W	L
1	616	1.0	1.0
2	154	2.0	2.0
3	68	3.0	3.0
4	39	4.0	4.0

JL16F

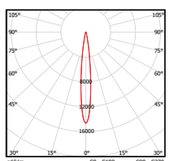

JL16FLM18-O-F930(MIN)

0° AIMING ANGLE

D(M)	LUX	W	L
1	4670	0.21	0.21
2	1168	0.42	0.42
3	519	0.63	0.63
4	292	0.84	0.84

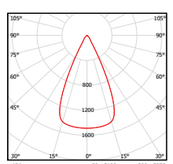

JL16FLM18-O-F930(MAX)

0° Aiming Angle

D(M)	LUX	W	L
1	689	0.93	0.93
2	172	1.86	1.86
3	77	2.79	2.79
4	43	3.72	3.72

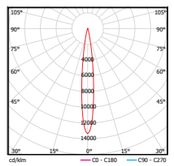

JL16FLM26-O-F930(Min)

0° AIMING ANGLE

D(M)	LUX	W	L
1	5859	0.22	0.22
2	1465	0.44	0.44
3	651	0.66	0.66
4	366	0.88	0.88

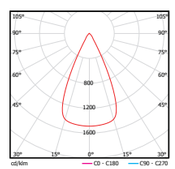

JL16FLM26-O-F930(Max)

0° Aiming Angle

D(M)	LUX	W	L
1	952	0.93	0.93
2	238	1.86	1.86
3	106	2.79	2.79
4	60	3.72	3.72

JL17F

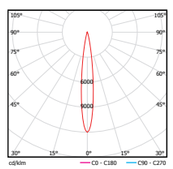

JL17FLM34-O-F930(Min)

0° AIMING ANGLE

D(M)	LUX	W	L
1	6780	0.23	0.23
2	1695	0.46	0.46
3	753	0.69	0.69
4	424	0.92	0.92

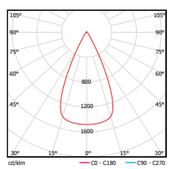

JL17FLM34-O-F930(Max)

0° Aiming Angle

D(M)	LUX	W	L
1	1205	0.93	0.93
2	301	1.86	1.86
3	134	2.79	2.79
4	75	3.72	3.72

Accessories

Lenses/Filters

MODEL	Beam Elongator (CLASS I)	SOFT BEAM LENS (CLASS I)	FROSTED GLASS (CLASS I)	Honeycomb (CLASS I)
JL15F	LENS-16-BEL-C	LENS-16-BSL-SW	LENS-16-FR	LENS-16-HCL
JL16F	LENS-73-BEL-C	LENS-73-BSL	LENS-73-FR	LENS-73-HCL-C
JL17F	LENS-73-BEL-C	LENS-73-BSL	LENS-73-FR	LENS-73-HCL-C

Optical Accessories

MODEL	SNOOT (CLASS II)	Honeycomb (CLASS II)	BARN DOOR (CLASS III)
JL15F	LENS-15-SNOOT	/	TL-21-BD-SW
JL16F	LENS-20-SNOOT	LENS-20-HCL	LENS-73-BD
JL17F	LENS-20-SNOOT	LENS-20-HCL	TL-22-BD-SW

Note：1. Up to 3 Accessories, only one piece allowed for each CLASS
2. All must be ordered separately.

SILO PRO WALL WASHER



JL15W JL16W JL17W

Specifications

IP20 | 40 C / -20 C | High CRI | Input 220V AC/50Hz | Dimmable

- Body Material: Die-cast aluminum
- Optical System: Clear Lens included + Reflector
- Finish: Environmentally safe powder coat
- Adjustable Angle: 0°-355° horizontal rotation and 0°-90° vertical aiming tilt
- Accessories/Brackets: Various Optical Accessories available, up to 3 pieces, one piece allowed per Class
- Wiring: Please refer to wiring schematic diagram at the end of catalog
- LED Type: COB
- LED Wattage, CCT, Lumen Output:
  TL15W 3000K :800lm 6W / 1330lm 12W
  TL16W 3000K :2120lm 18W /2830lm 26W
  TL17W 3000K :3530lm 34W
- LED Lifetime: >50,000h-L70 / B10-Ta25℃ (LM-80/TM-21)
- LED Color Consistency: 3 SDCM
- Net Weight: 0.5Kg / 1.0Kg / 1.4Kg

Product Features/Optics



W *Wall Washer*

Product Parameters

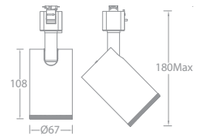

Model	LED Power	System Lemens	Dimming	Beam	CRI	CCT	Finish
JL15W	**LM06** *COB 6W* **LM12** *COB 12W*	*519lm(@6W 3000K)* *822lm(@12W 3000K)*	**O** *On-board*	**W** *Wall Washer*	**9** *90*	**27** *2700K* **30** *3000K* **40** *4000K* **50** *5000K*	**BK** *Black* **WT** *White*

Example : JL15WLM12-O-W930WT

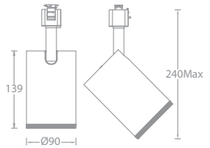

Model	LED Power	System Lemens	Dimming	Beam	CRI	CCT	Finish
JL16W	**LM18** *COB 18W* **LM26** *COB 26W*	*1555lm(@18W 3000K)* *2061lm(@26W 3000K)*	**O** *On-board*	**W** *Wall Washer*	**9** *90*	**27** *2700K* **30** *3000K* **40** *4000K* **50** *5000K*	**BK** *Black* **WT** *White*

Example : JL16WLM18-O-W930WT

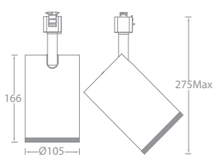

Model	LED Power	System Lemens	Dimming	Beam	CRI	CCT	Finish
JL17W	**LM34** *COB 34W*	*2464lm(@34W 3000K)*	**O** *On-board*	**W** *Wall Washer*	**9** *90*	**27** *2700K* **30** *3000K* **40** *4000K* **50** *5000K*	**BK** *Black* **WT** *White*

Example : JL17WLM34-O-W930WT

Light Distribution

JL15WLM12-O-W930WT

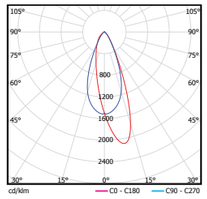

Specifications:

Number of luminaires: n > 5
Wall height (m): 3.0
Angle of tilt: 25°
Offset from wall (m): 1.0
Luminaire spacing (m): 1.2

H (m)	Surface illumination (lux)				
	below the luminaire	between the luminaire	below the luminaire	between the luminaire	below the luminaire
2.70	*93*	*90*	*93*	*89*	*93*
2.30	*149*	*167*	*149*	*167*	*148*
1.90	*162*	*191*	*162*	*191*	*162*
1.50	*159*	*180*	*159*	*180*	*158*
1.10	*142*	*156*	*143*	*156*	*142*
0.70	*117*	*126*	*118*	*126*	*117*
0.30	*96*	*101*	*97*	*101*	*96*

JL16WLM26-O-W930WT

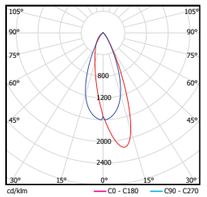

Specifications:

Number of luminaires: n > 5
Wall height (m): 3.6
Angle of tilt: 25°
Offset from wall (m): 1.2
Luminaire spacing (m): 1.5

H (m)	Surface illumination (lux)				
	below the luminaire	between the luminaire	below the luminaire	between the luminaire	below the luminaire
3.40	*81*	*78*	*83*	*79*	*82*
3.00	*199*	*195*	*199*	*194*	*199*
2.60	*243*	*278*	*244*	*278*	*243*
2.20	*255*	*301*	*256*	*301*	*255*
1.80	*256*	*289*	*256*	*289*	*255*
1.40	*237*	*266*	*239*	*266*	*237*
1.00	*210*	*234*	*212*	*234*	*210*
0.60	*180*	*198*	*181*	*198*	*180*
0.20	*155*	*163*	*157*	*164*	*155*

JL17WLM34-O-W930WT

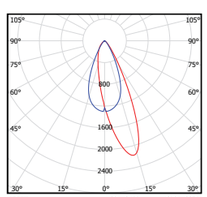

Specifications:

Number of luminaires: n > 5
Wall height (m): 4.8
Angle of tilt: 25°
Offset from wall (m): 1.5
Luminaire spacing (m): 1.8

H (m)	Surface illumination (lux)				
	below the luminaire	between the luminaire	below the luminaire	between the luminaire	below the luminaire
4.50	*43*	*49*	*43*	*49*	*42*
3.90	*101*	*118*	*101*	*118*	*100*
3.30	*127*	*160*	*128*	*160*	*127*
2.70	*138*	*168*	*139*	*168*	*138*
2.10	*141*	*161*	*142*	*161*	*141*
1.50	*135*	*147*	*136*	*147*	*134*
0.90	*123*	*131*	*125*	*131*	*123*
0.30	*108*	*113*	*109*	*113*	*107*

Accessories

Optical Accessories

MODEL	BARN DOOR
JL15W	TL-21-BD-SW
JL16W	LENS-73-BD
JL17W	TL-22-BD-SW

Note：All must be ordered separately.

J TRACK SYSTEM

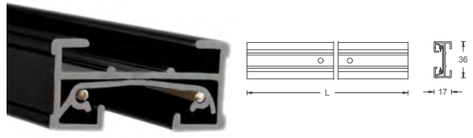

J SYSTEM TRACK

Model	Finish			Length	Weight
	BK	PT	WT		
JT1M	•	•	•	1000mm	0.56kg
JT2M	•	•	•	2000mm	1.09kg
JT3M	•	•	•	3000mm	1.62kg

EXAMPLE JT1M-WT-C
Includes two end caps.

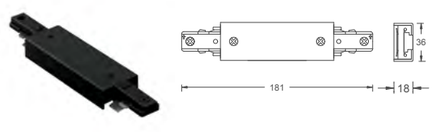

"I" STRAIGHT LINE POWER CONNECTOR

Model	Finish			Weight
	BK	PT	WT	
JI-PWR	•	•	•	0.12kg

EXAMPLE JI-PWR-WT-C

Power entry point at the connection of two tracks.



"L" CONNECTOR (LEFT)

Model	Finish			Weight
	BK	PT	WT	
JL-LEFT	•	•	•	0.09kg

EXAMPLE JL-LEFT-BK-C

Use to join two track sections to make a power feedable 90° – left-hand polarity.



"L" CONNECTOR (RIGHT)

Model	Finish			Weight
	BK	PT	WT	
JL-RIGHT	•	•	•	0.09kg

EXAMPLE JL-RIGHT-BK-C

Used to join two track sections to make a power feedable 90° – right-hand polarity.

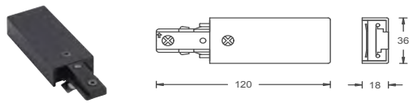

LIVE END CONNECTOR

Model	Finish			Weight
	BK	PT	WT	
JLE	•	•	•	0.06kg

EXAMPLE JLE-BK-C

Use for direct wiring from conduit through the ceiling.

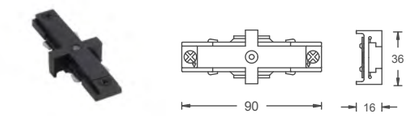

"I" CONNECTOR

Model	Finish			Weight
	BK	PT	WT	
JI	•	•	•	0.02kg

EXAMPLE JI-BK-C

Straight line connector used to join two sections of track with electrical continuity.

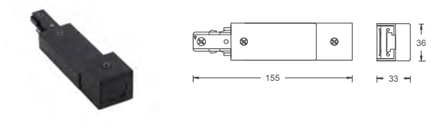

BX CONNECTOR

Model	Finish			Weight
	BK	PT	WT	
JBXLE	•	•	•	0.15kg

EXAMPLE JBXLE-BK-C

Live end connector for use with surface mounted BX or Romex. Will also provide an opening through the ceiling connection.

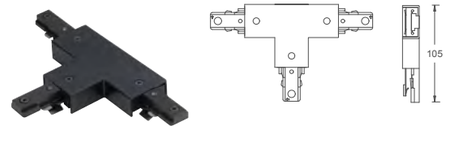

"T" CONNECTOR

Model	Finish			Weight
	BK	PT	WT	
JT	•	•	•	0.14kg

EXAMPLE JT-BK-C

Use to join three track sections to make a "T" configuration.

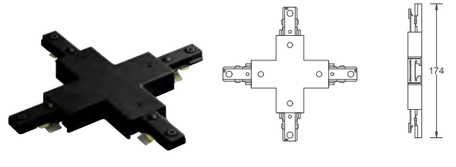

"X" CONNECTOR

Model	Finish			Weight
	BK	PT	WT	
JX	•	•	•	0.18kg

EXAMPLE JX-WT-C

Used to join four track sections to make an "X" configuration.

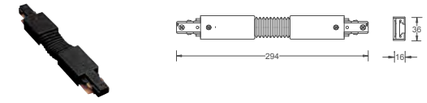

FLEXIBLE TRACK CONNECTOR

Model	Finish			Weight
	BK	PT	WT	
JFLX	•	•	•	0.16kg

EXAMPLE JFLX-WT-C

Connects two track sections at variable angles from 60° to 180°. Use as a transition from wall-to-wall, wall-to-ceiling, or ceiling-to-ceiling. Power feedable.

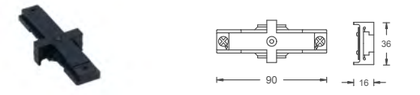

"I" DEAD END STRAIGHT LINE CONNECTOR

Model	Finish			Weight
	BK	PT	WT	
JI-DEC	•	•	•	0.02kg

EXAMPLE JI-DEC-BK-C

Straight line connector used to join two sections of track without electrical continuity.

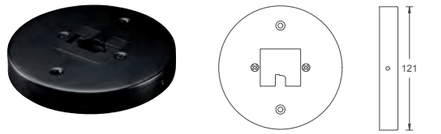

MONOPOINT CANOPY ADAPTER

Model	Finish			Weight
	BK	PT	WT	
JMP	•	•	•	0.15kg

EXAMPLE JMP-PT-C

Used to mount a single J system track fixture to an octagon box. When used with a low voltage track head the transformer box will protrude "off" of the face of the monopoint.
For the ME series which contains a 60w transformer in the canopy.

SURFACE MOUNT LUMINAIRES



SWALLOW PRO 116
SWALLOW PRO 117



SILO 122
SILO PRO 123
SILO FOCUS 129
SILO PRO WALL WASHER 133

Guangzhou Museum of Art
Guangzhou, Guangdong Province

SWALLOW PRO



ME21H



ME22H

Specifications



- Body Material: Die-cast aluminum
- Optical System: Clear Lens included
- Finish: Environmentally safe powder coat
- Adjustable Angle: 0°-365° horizontal rotation and 0°-90° vertical aiming tilt
- Accessories/Brackets: Various Optical Accessories available, up to 3 pieces, one piece allowed per Class
- Wiring: Please refer to wiring schematic diagram at the end of catalog
- LED Type: COB
- LED Wattage, CCT, Lumen Output:
  ME21H 3000K :650lm 6W / 1250lm 12W
  ME22H 3000K :1970lm 18W /2880lm 28W / 3520lm 38W
- LED Lifetime: >50,000h-L70 / B10-Ta25℃ (LM-80/TM-21)
- LED Color Consistency: 3 SDCM
- Net Weight: 1.1Kg / 2.0Kg

Product Features/Optics



1 *12°* **2** *24°* **3** *36°* **5** *55°*

Product Parameters

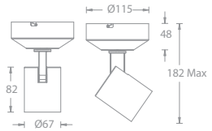

Model	LED Power	System CBCP	Dimming	Beam	CRI	CCT	Finish
ME21H	**LM06** *6W* **LM12** *12W*	*8896cd(12W @3000K 12°)* *5963cd(12W @3000K 24°)* *2546cd(12W @3000K 36°)* *1200cd(12W @3000K 55°)*	**E** *ON-OFF* **D** *0-10V Dimming*	**1** *12°* **2** *24°* **3** *36°* **5** *55°*	**9** *90* **A** *97*	**30** *3000K* **40** *4000K*	**BK** *Black* **WT** *White*

Example : ME21HLM06-E-2930WT

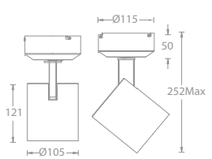

Model	LED Power	System CBCP	Dimming	Beam	CRI	CCT	Finish
ME22H	**LM18** *18W* **LM28** *28W* **LM38** *38W*	*17696cd(18W @3000K 12°)* *6491cd(18W @3000K 24°)* *2999cd(18W @3000K 36°)* *1536cd(18W @3000K 50°)* *25010cd(28W @3000K 12°)* *10525cd(28W @3000K 24°)* *4691cd(28W @3000K 36°)* *2541cd(28W @3000K 50°)* *34012cd(38W @3000K 12°)* *13670cd(38W @3000K 24°)* *6281cd(38W @3000K 36°)* *3397cd(38W @3000K 50°)*	**E** *ON-OFF* **D** *0-10V Dimming*	**1** *12°* **2** *24°* **3** *36°* **5** *50°*	**9** *90* **A** *97*	**30** *3000K* **40** *4000K*	**BK** *Black* **WT** *White*

Example : ME22HLM28-E-2930WT

Light Distribution

ME21H

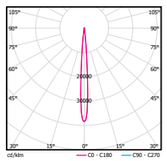

ME21HLM06-E-1930

0º AIMING ANGLE

D(M)	LUX	W	L
1	30686	0.10	0.10
2	7672	0.20	0.20
3	3410	0.29	0.29
4	1918	0.39	0.39

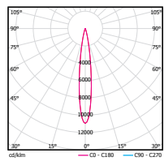

ME21HLM12-E-1930

0º Aiming Angle

D(M)	LUX	W	L
1	8896	0.25	0.25
2	2224	0.50	0.50
3	988	0.78	0.78
4	556	1.03	1.03

ME22H

ME22HLM18-E-1930

0º AIMING ANGLE

D(M)	LUX	W	L
1	8896	0.25	0.25
2	2224	0.50	0.50
3	988	0.62	0.62
4	556	0.87	0.87

ME22HLM18-E-2930

0º Aiming Angle

D(M)	LUX	W	L
1	13670	0.47	0.47
2	3418	0.95	0.95
3	1519	1.4	1.4
4	855	1.87	1.87

Accessories

Lenses/Filters

Model	Beam Elongator (CLASS I)	SOFT BEAM LENS (CLASS I)	FROSTED GLASS (CLASS I)	Honeycomb (CLASS I)
				
ME21H	LENS-16-BEL-C	LENS-16-BSL-SW	LENS-16-FR	LENS-16-HCL
ME22H	LENS-25-BEL-SW	LENS-25-BSL	LENS-25-FR-SW	LENS-25-LCM-SW

Optical Accessories

Model	BARN DOOR (CLASS II)	SNOOT (CLASS II)	Honeycomb (CLASS II)	BARN DOOR (CLASS III)
ME21H	LENS-16-CRL	LENS-16-SNOOT	LENS-16-HCM	TL-21-BD-SW
ME22H	LENS-25P-CRL-BK	LENS-25-SNOOT-SW	LENS-25-HCL	TL-22-BD-SW

Note：1. Up to 3 Accessories, only one piece allowed for each CLASS
2. All must be ordered separately.

Chimelong Spaceship
Guangzhou, Guangdong Province

SILO PRO



ME15H



ME16H



ME17H

Specifications



- Body Material: Die-cast aluminum
- Optical System: Clear Lens included + Reflector
- Finish: Environmentally safe powder coat
- Adjustable Angle: 0°-355° horizontal rotation and 0°-90° vertical aiming tilt
- Accessories/Brackets: Various Optical Accessories available, up to 3 pieces, one piece allowed per Class
- Wiring: Please refer to wiring schematic diagram at the end of catalog
- LED Type: COB
- LED Wattage, CCT, Lumen Output:
  ME15H 3000K :800lm 6W / 1330lm 12W
  ME16H 3000K :2120lm 18W /2830lm 26W
  ME17H 3000K :3530lm 34W
- LED Lifetime: >50,000h-L70 / B10-Ta25℃ (LM-80/TM-21)
- LED Color Consistency: 3 SDCM
- Net Weight: 0.5Kg / 1.0Kg / 1.4Kg

Product Features/Optics



1 *13°* **2** *24°* **3** *36°* **5** *55°*

Product Parameters

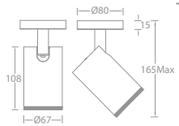

Model	LED Power	System CBCP	Dimming	Beam	CRI	CCT	Finish
ME15H	**LM06** *COB 6W* **LM12** *COB 12W*	*5986cd (@6W 3000K 13°)* *4564cd (@6W 3000K 24°)* *1321cd (@6W 3000K 35°)* *476cd (@6W 3000K 55°)* *9466cd (@12W 3000K 13°)* *7216cd (@12W 3000K 24°)* *2089cd (@12W 3000K 35°)* *753cd (@12W 3000K 55°)*	**O** *On-board* **A** *DALI* **D** *0-10V Dimming*	**1** *13°* **2** *24°* **3** *36°* **5** *55°*	**9** *90*	**27** *2700K* **30** *3000K* **40** *4000K* **50** *5000K*	**BK** *Black* **WT** *White*

Example : ME15HLM12-O-2930WT

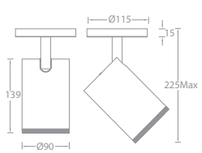

Model	LED Power	System CBCP	Dimming	Beam	CRI	CCT	Finish
ME16H	**LM18** *COB 18W* **LM26** *COB 26W*	*17728cd(@18W 3000K 13°)* *9782cd(@18W 3000K 24°)* *4945cd (@18W 3000K 35°)* *1778cd (@18W 3000K 55°)* *23504cd (@26W 3000K 13°)* *12969cd (@26W 3000K 24°)* *6557cd (@26W 3000K 35°)* *2357cd (@26W 3000K 55°)*	**O** *On-board* **A** *DALI* **D** *0-10V Dimming*	**1** *13°* **2** *24°* **3** *36°* **5** *55°*	**9** *90*	**27** *2700K* **30** *3000K* **40** *4000K* **50** *5000K*	**BK** *Black* **WT** *White*

Example : ME16HLM18-O-2930WT

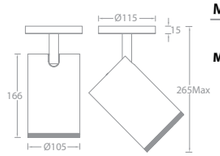

Model	LED Power	System CBCP	Dimming	Beam	CRI	CCT	Finish
ME17H	**LM34** *COB 34W*	*33432cd (@34W 3000K 13°)* *13443cd (@34W 3000K 24°)* *6154cd(@34W 3000K 35°)* *3104cd(@34W 3000K 55°)*	**O** *On-board* **A** *DALI* **D** *0-10V Dimming*	**1** *13°* **2** *24°* **3** *36°* **5** *55°*	**9** *90*	**27** *2700K* **30** *3000K* **40** *4000K* **50** *5000K*	**BK** *Black* **WT** *White*

Example : ME17HLM34-O-2930WT

Light Distribution

ME15H

ME15HLM06-O-1930

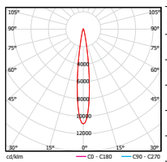

0° Aiming Angle

D(M)	LUX	W	L
1	5986	0.25	0.25
2	1497	0.50	0.50
3	665	0.75	0.75
4	374	1.00	1.00

ME15HLM06-O-2930

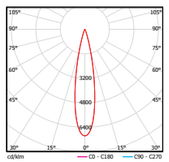

0° Aiming Angle

D(M)	LUX	W	L
1	4564	0.36	0.36
2	1141	0.72	0.72
3	507	1.08	1.08
4	285	1.44	1.44

ME15HLM06-O-3930

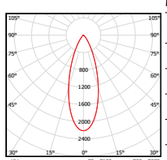

0° Aiming Angle

D(M)	LUX	W	L
1	1321	0.63	0.63
2	330	1.26	1.26
3	147	1.89	1.89
4	83	2.52	2.52

ME15HLM06-O-5930

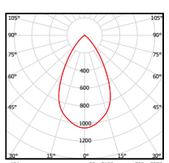

0° Aiming Angle

D(M)	LUX	W	L
1	476	1.10	1.10
2	119	2.20	2.20
3	53	3.30	3.30
4	30	4.40	4.40

ME15HLM12-O-1930

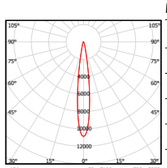

0° Aiming Angle

D(M)	LUX	W	L
1	9466	0.25	0.25
2	2367	0.50	0.50
3	1052	0.75	0.75
4	592	1.00	1.00

ME15HLM12-O-2930

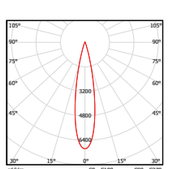

0° Aiming Angle

D(M)	LUX	W	L
1	7216	0.36	0.36
2	1804	0.72	0.72
3	802	1.08	1.08
4	451	1.44	1.44

ME15HLM12-O-3930

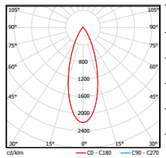

0° Aiming Angle

D(M)	LUX	W	L
1	2089	0.63	0.63
2	522	1.26	1.26
3	232	1.89	1.89
4	131	2.52	2.52

ME15HLM12-O-5930

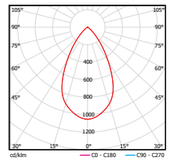

0° Aiming Angle

D(M)	LUX	W	L
1	753	1.10	1.10
2	188	2.20	2.20
3	84	3.30	3.30
4	47	4.40	4.40

Light Distribution

ME16H

ME16HLM18-O-1930

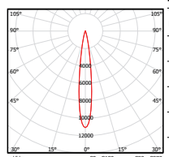

0° Aiming Angle

D(M)	LUX	W	L
1	17728	0.25	0.25
2	4432	0.50	0.50
3	1970	0.75	0.75
4	1108	1.00	1.00

ME16HLM18-O-2930

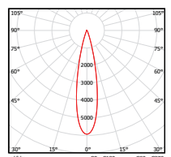

0° Aiming Angle

D(M)	LUX	W	L
1	9782	0.39	0.39
2	2446	0.78	0.78
3	1087	1.17	1.17
4	611	1.56	1.56

ME16HLM18-O-3930

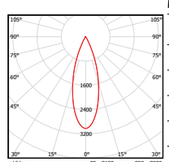

0° Aiming Angle

D(M)	LUX	W	L
1	4945	0.57	0.57
2	1236	1.14	1.14
3	549	1.71	1.71
4	309	2.28	2.28

ME16HLM18-O-5930

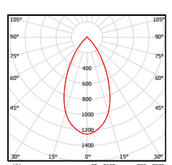

0° Aiming Angle

D(M)	LUX	W	L
1	1777	0.98	0.98
2	444	1.96	1.96
3	197	2.94	2.94
4	111	3.92	3.92

ME16HLM26-O-1930

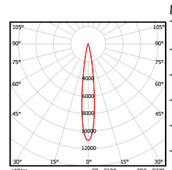

0° Aiming Angle

D(M)	LUX	W	L
1	23504	0.25	0.25
2	5876	0.50	0.50
3	2612	0.75	0.75
4	1469	1.00	1.00

ME16HLM26-O-2930

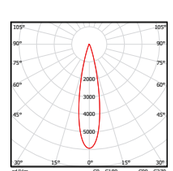

0° Aiming Angle

D(M)	LUX	W	L
1	12969	0.39	0.39
2	3242	0.78	0.78
3	1441	1.17	1.17
4	811	1.56	1.56

ME16HLM26-O-3930

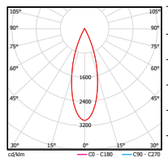

0° Aiming Angle

D(M)	LUX	W	L
1	6557	0.57	0.57
2	1639	1.14	1.14
3	729	1.71	1.71
4	410	2.28	2.28

ME16HLM26-O-5930

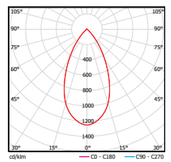

0° Aiming Angle

D(M)	LUX	W	L
1	2357	0.98	0.98
2	589	1.96	1.96
3	262	2.94	2.94
4	147	3.92	3.92

Light Distribution

ME17H

ME17HLM34-O-1930

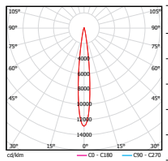

0° Aiming Angle

D(M)	LUX	W	L
1	33432	0.23	0.23
2	8358	0.46	0.46
3	3715	0.69	0.69
4	2090	0.92	0.92

ME17HLM34-O-2930

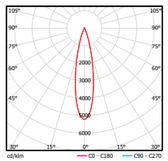

0° Aiming Angle

D(M)	LUX	W	L
1	13443	0.39	0.39
2	3361	0.78	0.78
3	1494	1.17	1.17
4	840	1.56	1.56

ME7HLM34-O-3930

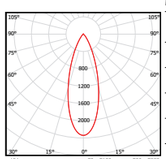

0° Aiming Angle

D(M)	LUX	W	L
1	6154	0.61	0.61
2	1539	1.22	1.22
3	684	1.83	1.83
4	385	2.44	2.44

ME17HLM34-O-5930

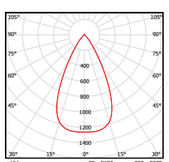

0° Aiming Angle

D(M)	LUX	W	L
1	3104	1.00	1.00
2	776	2.00	2.00
3	345	3.00	3.00
4	194	4.00	4.00

Accessories

Lenses/Filters

MODEL	Beam Refractor Small (CLASS I)	Beam Refractor Flooc (CLASS I)	Beam Elongator (CLASS I)	WALLWASHER BEAM LENS (CLASS I)
ME15H	LENS-TL15H-MIX	LENS-TL15H-FIX	LENS-TL15H-WOF	LENS-TL15H-WW
ME16H	LENS-TL16H-MIX	LENS-TL16H-FIX	LENS-TL16H-WOF	LENS-TL16H-WW
ME17H	LENS-TL17H-MIX	LENS-TL17H-FIX	LENS-TL17H-WOF	LENS-TL17H-WW

Optical Accessories

MODEL	Honeycomb (CLASS II)	BARN DOOR (CLASS III)	SNOOT (CLASSIII)
ME15H	LENS-16-HCM	TL-21-BD-SW	LENS-TL15H-SNOOT-B LENS-TL15H-SNOOT-W
ME16H	LENS-73-HCM	LENS-73-BD	LENS-TL16H-SNOOT-B LENS-TL16H-SNOOT-W
ME17H	LENS-25-HCL	TL-22-BD-SW	LENS-TL17H-SNOOT-B LENS-TL17H-SNOOT-W

Note：1. Up to 3 Accessories, only one piece allowed for each CLASS
2. All must be ordered separately.

SILO FOCUS



ME15F



ME16F



ME17F

Specifications



- Body Material: Die-cast aluminum
- Optical System: Clear Lens included + Reflector
- Finish: Environmentally safe powder coat
- Adjustable Angle: 0°-355° horizontal rotation and 0°-90° vertical aiming tilt
- Accessories/Brackets: Various Optical Accessories available, up to 3 pieces, one piece allowed per Class
- Wiring: Please refer to wiring schematic diagram at the end of catalog
- LED Type: COB
- LED Wattage, CCT, Lumen Output:
  ME15F 3000K :670lm 6W / 1200lm 12W
  ME16F 3000K :1700lm 18W /2500lm 26W
  ME17F 3000K :3600lm 34W
- LED Lifetime: >50,000h-L70 / B10-Ta25℃ (LM-80/TM-21)
- LED Color Consistency: 3 SDCM
- Net Weight: 0.5Kg / 1.0Kg / 1.4Kg

Product Features/Optics



F *12°-50°*

Product Parameters

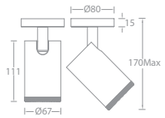

Model	LED Power	System CBCP	Dimming	Beam	CRI	CCT	Finish
ME15F	**LM06** *6W* **LM12** *12W*	*2395cd (@6W 3000K Max)* *3187cd (@12W 3000K Max)*	**O** *On-board* **A** *DALI* **D** *0-10V Dimming*	**F** *12°-50°*	**9** *90*	**27** *2700K* **30** *3000K* **40** *4000K* **50** *5000K*	**BK** *Black* **WT** *White*

Example : ME15FLM06-O-F930WT

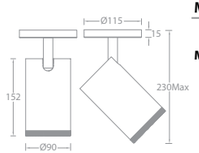

Model	LED Power	System CBCP	Dimming	Beam	CRI	CCT	Finish
ME16F	**LM18** *18W* **LM26** *26W*	*4670cd (@18W 3000K Max)* *5859cd (@26W 3000K Max)*	**O** *On-board* **A** *DALI* **D** *0-10V Dimming*	**F** *12°-50°*	**9** *90*	**27** *2700K* **30** *3000K* **40** *4000K* **50** *5000K*	**BK** *Black* **WT** *White*

Example : ME16FLM18-O-F930WT

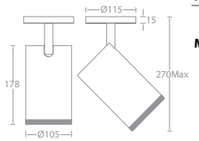

Model	LED Power	System CBCP	Dimming	Beam	CRI	CCT	Finish
ME17F	**LM34** *34W*	*6780cd (@34W 3000K Max)*	**O** *On-board* **A** *DALI* **D** *0-10V Dimming*	**F** *12°-50°*	**9** *90*	**27** *2700K* **30** *3000K* **40** *4000K* **50** *5000K*	**BK** *Black* **WT** *White*

Example : ME17FLM34-O-F930WT

Light Distribution

ME15F

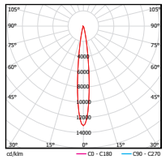

ME15FLM06-O-F930(MIN)

0º AIMING ANGLE

D(M)	LUX	W	L
1	2395	0.23	0.23
2	599	0.46	0.46
3	266	0.69	0.69
4	150	0.92	0.92

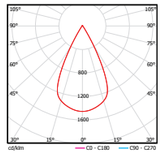

ME15FLM06-O-F930(MAX)

0º Aiming Angle

D(M)	LUX	W	L
1	424	0.99	0.99
2	106	1.98	1.98
3	47	2.97	2.97
4	27	3.96	3.96

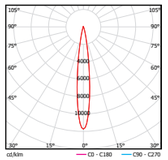

ME15FLM12-O-F930(Min)

0º AIMING ANGLE

D(M)	LUX	W	L
1	3187	0.24	0.24
2	797	0.48	0.48
3	354	0.72	0.72
4	199	0.96	0.96

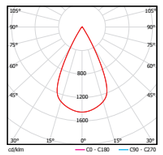

ME15FLM12-O-F930(Max)

0º Aiming Angle

D(M)	LUX	W	L
1	616	1.0	1.0
2	154	2.0	2.0
3	68	3.0	3.0
4	39	4.0	4.0

ME16F

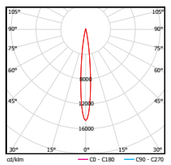

ME16FLM18-O-F930(MIN)

0º AIMING ANGLE

D(M)	LUX	W	L
1	4670	0.21	0.21
2	1168	0.42	0.42
3	519	0.63	0.63
4	292	0.84	0.84

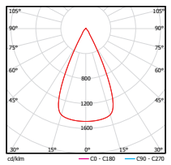

ME16FLM18-O-F930(MAX)

0º Aiming Angle

D(M)	LUX	W	L
1	689	0.93	0.93
2	172	1.86	1.86
3	77	2.79	2.79
4	43	3.72	3.72

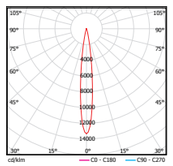

ME16FLM26-O-F930(Min)

0º AIMING ANGLE

D(M)	LUX	W	L
1	5859	0.22	0.22
2	1465	0.44	0.44
3	651	0.66	0.66
4	366	0.88	0.88

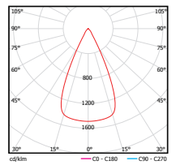

ME16FLM26-O-F930(Max)

0º Aiming Angle

D(M)	LUX	W	L
1	952	0.93	0.93
2	238	1.86	1.86
3	106	2.79	2.79
4	60	3.72	3.72

ME17F

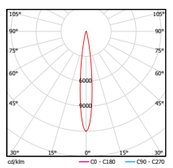

ME17FLM34-O-F930(Min)

0º AIMING ANGLE

D(M)	LUX	W	L
1	6780	0.23	0.23
2	1695	0.46	0.46
3	753	0.69	0.69
4	424	0.92	0.92

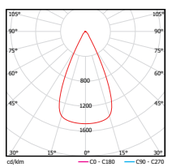

ME17FLM34-O-F930(Max)

0º Aiming Angle

D(M)	LUX	W	L
1	1205	0.93	0.93
2	301	1.86	1.86
3	134	2.79	2.79
4	75	3.72	3.72

Accessories

Lenses/Filters

MODEL	Beam Elongator (CLASS I)	SOFT BEAM LENS (CLASS I)	FROSTED GLASS (CLASS I)	Honeycomb (CLASS I)
ME15F	LENS-16-BEL-C	LENS-16-BSL-SW	LENS-16-FR	LENS-16-HCL
ME16F	LENS-73-BEL-C	LENS-73-BSL	LENS-73-FR	LENS-73-HCL-C
ME17F	LENS-73-BEL-C	LENS-73-BSL	LENS-73-FR	LENS-73-HCL-C

Optical Accessories

MODEL	SNOOT (CLASS II)	Honeycomb (CLASS II)	BARN DOOR (CLASS III)
ME15F	LENS-15-SNOOT	/	TL-21-BD-SW
ME16F	LENS-20-SNOOT	LENS-20-HCL	LENS-73-BD
ME17F	LENS-20-SNOOT	LENS-20-HCL	TL-22-BD-SW

Note：1. Up to 3 Accessories, only one piece allowed for each CLASS
2. All must be ordered separately.

SURFACE MOUNT

SILO PRO WALL WASHER



ME15W



ME16W



ME17W

Specifications

IP20 | 40℃ / -20℃ | High CRI | Input 220V AC/50Hz | Dimmable

- Body Material: Die-cast aluminum
- Optical System: Clear Lens included + Reflector
- Finish: Environmentally safe powder coat
- Adjustable Angle: 0°-355° horizontal rotation and 0°-90° vertical aiming tilt
- Accessories/Brackets: Various Optical Accessories available, up to 3 pieces, one piece allowed per Class
- Wiring: Please refer to wiring schematic diagram at the end of catalog
- LED Type: COB
- LED Wattage, CCT, Lumen Output:
  ME15W 3000K :800lm 6W / 1330lm 12W
  ME16W 3000K :2120lm 18W /2830lm 26W
  ME17W 3000K :3530lm 34W
- LED Lifetime: >50,000h-L70 / B10-Ta25℃ (LM-80/TM-21)
- LED Color Consistency: 3 SDCM
- Net Weight: 0.5Kg / 1.0Kg / 1.4Kg

Product Features/Optics



W *Wall Washer*

Product Parameters

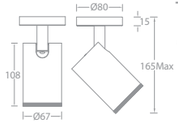

Model	LED Power	System Lemens	Dimming	Beam	CRI	CCT	Finish
ME15W	**LM06** *COB 6W* **LM12** *COB 12W*	*519lm(@6W 3000K)* *822lm(@12W 3000K)*	**O** *On-board* **A** *DALI* **D** *0-10V Dimming*	**W** *Wall Washer*	**9** *90*	**27** *2700K* **30** *3000K* **40** *4000K* **50** *5000K*	**BK** *Black* **WT** *White*

Example : ME15WLM12-O-W930WT

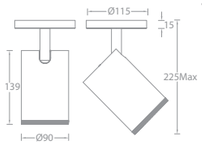

Model	LED Power	System Lemens	Dimming	Beam	CRI	CCT	Finish
ME16W	**LM18** *COB 18W* **LM26** *COB 26W*	*1555lm(@18W 3000K)* *2061lm(@26W 3000K)*	**O** *On-board* **A** *DALI* **D** *0-10V Dimming*	**W** *Wall Washer*	**9** *90*	**27** *2700K* **30** *3000K* **40** *4000K* **50** *5000K*	**BK** *Black* **WT** *White*

Example : ME16WLM18-O-W930WT

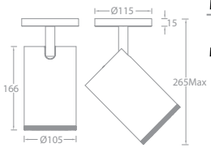

Model	LED Power	System Lemens	Dimming	Beam	CRI	CCT	Finish
ME17W	**LM34** *COB 34W*	*2464lm(@34W 3000K)*	**O** *On-board* **A** *DALI* **D** *0-10V Dimming*	**W** *Wall Washer*	**9** *90*	**27** *2700K* **30** *3000K* **40** *4000K* **50** *5000K*	**BK** *Black* **WT** *White*

Example : ME17WLM34-O-W930WT

SURFACE MOUNT

Light Distribution

ME15WLM12-O-W930WT

Specifications:
Number of luminaires: n > 5
Wall height (m): 3.0
Angle of tilt: 25°
Offset from wall (m): 1.0
Luminaire spacing (m): 1.2

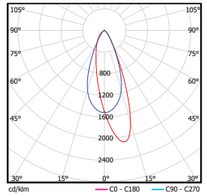

H (m)	Surface illumination (lux)				
	below the luminaire	between the luminaire	below the luminaire	between the luminaire	below the luminaire
2.70	*93*	*90*	*93*	*89*	*93*
2.30	*149*	*167*	*149*	*167*	*148*
1.90	*162*	*191*	*162*	*191*	*162*
1.50	*159*	*180*	*159*	*180*	*158*
1.10	*142*	*156*	*143*	*156*	*142*
0.70	*117*	*126*	*118*	*126*	*117*
0.30	*96*	*101*	*97*	*101*	*96*

ME16WLM26-O-W930WT

Specifications:
Number of luminaires: n > 5
Wall height (m): 3.6
Angle of tilt: 25°
Offset from wall (m): 1.2
Luminaire spacing (m): 1.5

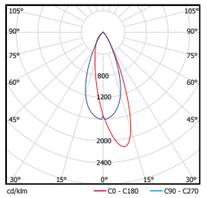

H (m)	Surface illumination (lux)				
	below the luminaire	between the luminaire	below the luminaire	between the luminaire	below the luminaire
3.40	*81*	*78*	*83*	*79*	*82*
3.00	*199*	*195*	*199*	*194*	*199*
2.60	*243*	*278*	*244*	*278*	*243*
2.20	*255*	*301*	*256*	*301*	*255*
1.80	*256*	*289*	*256*	*289*	*255*
1.40	*237*	*266*	*239*	*266*	*237*
1.00	*210*	*234*	*212*	*234*	*210*
0.60	*180*	*198*	*181*	*198*	*180*
0.20	*155*	*163*	*157*	*164*	*155*

ME17WLM34-O-W930WT

Specifications:
Number of luminaires: n > 5
Wall height (m): 4.8
Angle of tilt: 25°
Offset from wall (m): 1.5
Luminaire spacing (m): 1.8

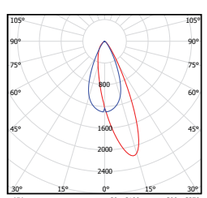

H (m)	Surface illumination (lux)				
	below the luminaire	between the luminaire	below the luminaire	between the luminaire	below the luminaire
4.50	*43*	*49*	*43*	*49*	*42*
3.90	*101*	*118*	*101*	*118*	*100*
3.30	*127*	*160*	*128*	*160*	*127*
2.70	*138*	*168*	*139*	*168*	*138*
2.10	*141*	*161*	*142*	*161*	*141*
1.50	*135*	*147*	*136*	*147*	*134*
0.90	*123*	*131*	*125*	*131*	*123*
0.30	*108*	*113*	*109*	*113*	*107*

Accessories

Optical Accessories

MODEL	BARN DOOR
ME15W	TL-21-BD-SW
ME16W	LENS-73-BD
ME17W	TL-22-BD-SW

Note：All must be ordered separately.

SHOWCASE LUMINAIRES



LEDME® SHOWCASE LUMINAIRES 140

LEDme® II SHOWCASE LUMINAIRES 141
LEDme® SHOWCASE WALL WASHER 145
LEDme® BAR 149
LEDme® SHOWCASE LUMINAIRES SURFACE 151



OCULARC 154

OCULARC MINI TRACK 155
OCULARC FOCUS MINI TRACK 157
OCULARC PROJECTOR MINI TRACK 161
OCULARC WALL WASHER MINI TRACK 163
OCULARC CEILING MOUNTED 167
OCULARC FOCUS CEILING MOUNTED 169
OCULARC WALL WASHER CEILING MOUNTED 173
OCULARC FOCUS VERTICALLY MOUNTED 177



VIVISTAR 181



LEDme® SHOWCASE

The LEDme® SHOWCASE series of luminaires is designed for museums, galleries and other places designed to showcase artwork, figurines and collectibles. The fixtures are small, easy to install, and with a beam angle that can be adjusted according to different exhibitions and displays. The SHOWCASE series can achieve beam angles between 6° - 40° adjustment, with glare-free illumination and no shadows.

Xuzhou Museum
Xuzhou, Jiangsu Province

LEDme® II SHOWCASE LUMINAIRES



SLIR3F (Rear Tilt)



SLIR4F (Front Tilt)



SLIR5F (Tilt)

Specifications

IP20 | 40 C / -20 C | High CRI | Dimmable | SUBROSA® Glare-free

- Body Material: Aluminum
- Optical System: Continuous adjustable beam angle +SUBROSA® Optical System
- Finish: Powder coat
- Adjustable Angle: horizontal rotation in any direction and -30° to 30° vertical aiming tilt
- Accessories/Brackets: Extender cable available
- LED Type: High Power LED
- LED Wattage, CCT, Lumen Output:
  SLIR3FLD 3000K 175lm : SLIR3FLM 3000K 410lm
  SLIR4FLD 3000K 175lm ; SLIR4FLM 3000K 410lm
  SLIR5FLM 3000K 480lm
- LED Lifetime: >50,000h-L70 / B10-Ta25℃ (LM-80/TM-21)
- LED Color Consistency: 3 SDCM
- Input:
  SLIR3LD: 3V (Constant Current Driver)
  SLIR3LM: 350mA max 12V DC(Constant Current Driver)
  SLIR4FLD: 700mA max 3V DC(Constant Current Driver)
  SLIR4FLM: 350mA max 12V DC(Constant Current Driver)
  SLIR5FLM-M/N: 500mA max 12V DC(Constant Current Driver)
  SLIR5FLM-NR/ER/DR: 220~240VAC / 50Hz
- Dimming control: suitable for WAC LED power provider (see SPECIFICATIONS for details)
- Net Weight: 0.08Kg / 0.09Kg / 0.17Kg

Product Features/Optics

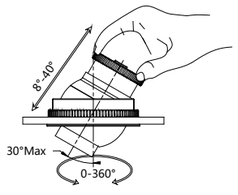

Rear Tilt

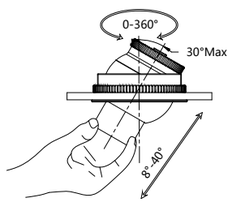

Front Tilt

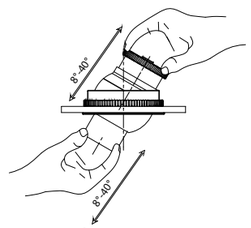

Tilt

Product Parameters

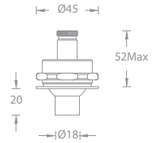

Model	LED Power	System CBCP	Dimming	Beam	CRI	CCT	Finish
SLIR3F	**LD** *LED 1W (350mA) LED 2W (700mA)*	*773cd(@3000K Max)*	**N** Single wire **M** MTB driver (Can be ordered separately)	**F** *6°-40°*	**9** *Ra90* **A** *Ra97*	**30** *3000K* **40** *4000K*	**BK** *Black*

Example : SLIR3FLD-N-F930BK

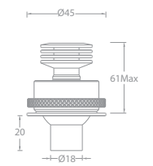

Model	LED Power	System CBCP	Dimming	Beam	CRI	CCT	Finish
SLIR3F	**LM** *LED 4.5W (350mA)*	*1206cd(@3000K Max)*	**N** Single wire	**F** *7°-40°*	**9** *Ra90* **A** *Ra97*	**30** *3000K* **40** *4000K*	**BK** *Black*

Example : SLIR3FLM-N-F930BK

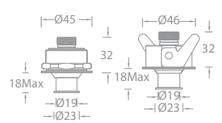

SLIR4FLD-N/M SLIR4FLD-NR

Model	LED Power	System CBCP	Dimming	Beam	CRI	CCT	Finish
SLIR4F	**LD** *LED 1W (350mA) LED 2W (700mA)*	*773cd(@3000K Max)*	**N** *Single wire* **M** *MTB driver(Can be ordered separately)* **NR** *Single wire*	**F** *6°-40°*	**9** *Ra90* **A** *Ra97*	**30** *3000K* **40** *4000K*	**BK** *Black*

Example : SLIR4FLD-N-FA30BK

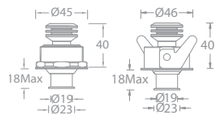

SLIR4FLM-N SLIR4FLM-NR

Model	LED Power	System CBCP	Dimming	Beam	CRI	CCT	Finish
SLIR4F	**LM** *LED 4.5W*	*1197cd(@3000K Max)*	**N** Single wire **NR** Single wire	**F** *7°-40°*	**9** *Ra90* **A** *Ra97*	**30** *3000K* **40** *4000K*	**BK** *Black*

Example : SLIR4FLD-N-F930BK

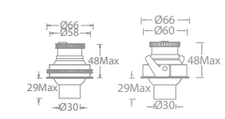

SLIR5FLM-N SLIR5FLM-NR

Model	LED Power	System CBCP	Dimming	Beam	CRI	CCT	Finish
SLIR5F	**LM** *LED 6W*	*3098cd(@3000K 8°)* *560cd(@3000K 40°)*	**N** *Single wire* **M** *MTB driver (Can be ordered separately)* **NR** *Single wire* **ER** *ON-OFF ** **DR** *0-10V Dimming **	**F** *8°-40°*	**9** *Ra90* **A** *Ra97*	**30** *3000K* **40** *4000K*	**BK** *Black*

Example : SLIR5FLM-M-F930BK
Note: "" Except for SLIR5FLM-ER / DR, others are all without driver*

Light Distribution

SLIR3F

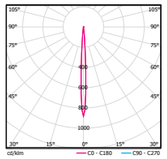

SLIR3FLD-N-F930（Min）

0° Aiming Angle

D(M)	LUX	W	L
0.3	9782	0.03	0.03
0.6	2446	0.06	0.06
1.2	611	0.13	0.13
2.4	153	0.25	0.25

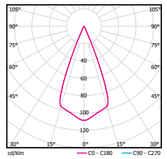

SLIR3FLD-N-F930（Max）

0° Aiming Angle

D(M)	LUX	W	L
0.3	1206	0.23	0.23
0.6	301	0.46	0.46
1.2	75	0.92	0.92
2.4	19	1.84	1.84

SLIR4F

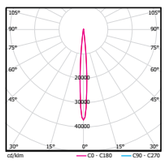

SLIR4FLD-N-F930（Min）

0° Aiming Angle

D(M)	LUX	W	L
0.3	9782	0.03	0.03
0.6	2446	0.06	0.06
1.2	611	0.13	0.13
2.4	153	0.25	0.25

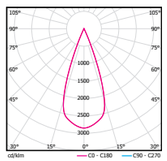

SLIR4FLD-N-F930（Max）

0° Aiming Angle

D(M)	LUX	W	L
0.3	1206	0.23	0.23
0.6	301	0.46	0.46
1.2	75	0.92	0.92
2.4	19	1.84	1.84

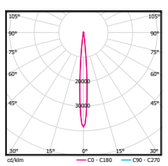

SLIR4FLM-N-F930（Min）

0° Aiming Angle

D(M)	LUX	W	L
0.3	13300	0.05	0.05
0.6	3325	0.09	0.09
1.2	831	0.18	0.18
2.4	208	0.36	0.36

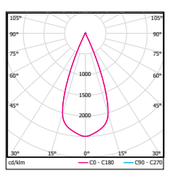

SLIR4FLM-N-F930（Max）

0° Aiming Angle

D(M)	LUX	W	L
0.3	3078	0.22	0.22
0.6	769	0.44	0.44
1.2	192	0.89	0.89
2.4	48	1.78	1.78

SLIR5F

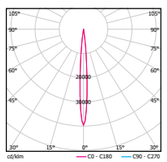

SLIR5FLM-N-F930（Min）

0° Aiming Angle

D(M)	LUX	W	L
0.3	34422	0.04	0.04
0.6	8606	0.08	0.08
1.2	2151	0.17	0.17
2.4	538	2.40	2.40

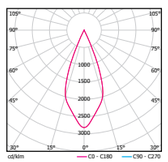

SLIR5FLM-N-F930（Max）

0° Aiming Angle

D(M)	LUX	W	L
0.3	6222	0.22	0.22
0.6	1556	0.43	0.43
1.2	389	0.86	0.86
2.4	97	2.40	2.40

LED driver for SHOWCASE Lights includes 36VDC adapter and MTB LED Power Divider, suitable for SLIR5/SLIR4/SLIR3/SR45/SR46 and SR47series. (Can be ordered separately)

- 36V DC adapter

PA-36

Model	Finish	Description	Weight
PA-3636-BK-C	*BK*	*220-240VAC, 50/60HZ,LED CONSTANT VOLTAGE DRIVER*	*0.27KG*



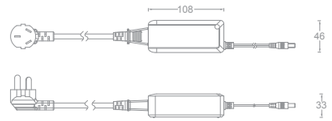

- MTB Power divider

LED-MTB

Model	Input	Description	Can match luminaires
MTB-350MA08D-BK	*36V DC*	*36V DC input, 8 output current ports , 350mA(1W) On board and 0-10V dimming*	*ME/SR/PL45FLD*
MTB-700MA08D-BK	*36V DC*	*36V DC input, 8 output current ports , 700mA(2W) On board and 0-10V dimming*	*SLIR3FLD-M SLIR4FLD-M*
MTB-1050MA08D-BK	*36V DC*	*36V DC input, 8 output current ports , 1050 mA 3W On board and 1-10V dimming*	*ME/SR/PL46FLD*
MTB-400MA04D-BK	*36V DC*	*36V DC input, 4 output current ports , 400 mA(5W) On board and 1-10V dimming*	*ME/SR47FLD (5W) ME/SR48WLD 6W*
MTB-500MA04D-BK	*36V DC*	*36V DC input, 4 output current ports , 500 mA 6W On board and 1-10V dimming*	*SLIR5FLD-M*



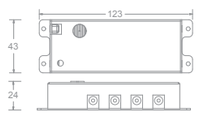



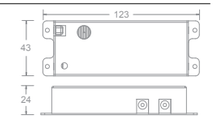



- Function

- Constant Current Output
- Automatically shuts off power supply when the connected luminaire fails.

- 36V DC input
- Fixed MTB Power divider with screws included
- Press Reset button if re-insert LED luminaire is off.

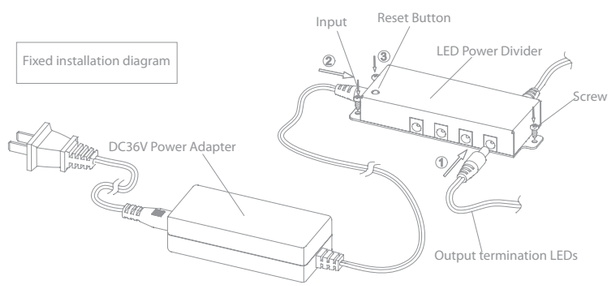

- Color: BK - Black

LEDme® SHOWCASE WALL WASHER



SR51WLD06
(Front Tilt)



SR51WLD12
(Front Tilt)



SR51WLD18
(Front Tilt)



SR52WLD06(Tilt)



SR52WLD12(Tilt)



SR52WLD18(Tilt)

Specifications



- Body Material: Aluminum
- Optical System: Clear Lens included + Wall Washer system
- Finish: Environmentally safe powder coat
- Adjustable Angle: Vertical 0°-35° aiming tilt
- Cutout: L 106mm / 193mm / 280mm, W 50mm
- Ceiling Thickness: 5-25mm
- LED Type: High Power LED
- LED wattage, LED Wattage, CCT, Lumen Output: 6W 3000K 525lm
  12W 3000K1050lm
  18W 3000K 1575lm
- LED Lifetime: >50,000h-L70 / B10-Ta25℃ (LM-80/TM-21)
- LED Color Consistency: 3 SDCM
- Net Weight: SR51W 0.45Kg / 0.65Kg / 0.85Kg
  SR52W 0.5Kg / 0.7Kg / 0.9Kg

Product Features/Optics

Front Adjustable

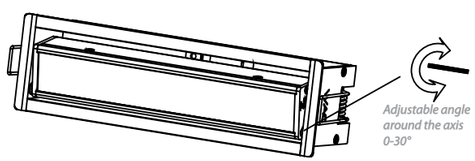

Adjustable angle around the axis 0-30°

Tilt

This lever can be extended up and down: first pull it up, then dial the lever to the scale of the desired angle, and then push the lever back until the ball is about close to the luminaire body.

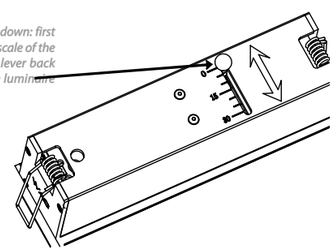

Product Parameters

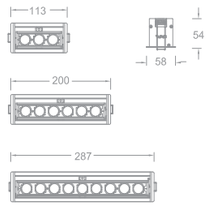

Model	LED Power	System Lumens	Dimming	Beam	CRI	CCT	Finish
SR51W	**LD06** *6W* **LD12** *12W* **LD18** *18W*	*356lm (@6W 3000K)* *621lm (@12W 3000K)* *978lm (@18W 3000K)*	**E** *ON-OFF* **D** *0-10V Dimming*	**W** *Wall Washer*	**9** *90* **A** *97*	**30** *3000K* **40** *4000K*	**WT** *White* **BK** *Black*

Example : SR51WLD12-D-W930WT

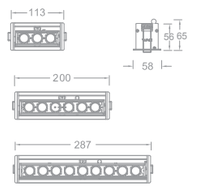

Model	LED Power	System Lumens	Dimming	Beam	CRI	CCT	Finish
SR52W	**LD06** *6W* **LD12** *12W* **LD18** *18W*	*356lm (@6W 3000K)* *621lm (@12W 3000K)* *978lm (@18W 3000K)*	**E** *ON-OFF* **D** *0-10V Dimming*	**W** *Wall Washer*	**9** *90* **A** *97*	**30** *3000K* **40** *4000K*	**WT** *White* **BK** *Black*

Example : SR52WLD12-D-W930WT

Light Distribution

SR51WLD12-D-W930 / SR52WLD12-D-W930

Specifications:
Number of luminaires: n > 5
Wall height (m): 2.5
Angle of tilt: 30°
Offset from wall (m): 0.6
Luminaire spacing (m): 0.8

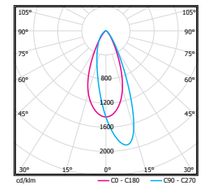

H (m)	Surface illumination (lux)				
	below the luminaire	between the luminaire	below the luminaire	between the luminaire	below the luminaire
2.25	*165*	*158*	*168*	*158*	*171*
2.00	*342*	*320*	*334*	*326*	*330*
1.75	*388*	*389*	*375*	*390*	*371*
1.50	*373*	*373*	*363*	*375*	*358*
1.25	*319*	*317*	*315*	*314*	*312*
1.00	*256*	*259*	*255*	*264*	*253*
0.75	*201*	*204*	*202*	*207*	*200*
0.50	*161*	*162*	*161*	*165*	*160*
0.25	*138*	*139*	*139*	*141*	*137*

Specifications:
Number of luminaires: n > 5
Wall height (m): 2.5
Angle of tilt: 30°
Offset from wall (m): 0.6
Luminaire spacing (m): 0.7

H (m)	Surface illumination (lux)				
	below the luminaire	between the luminaire	below the luminaire	between the luminaire	below the luminaire
2.25	*183*	*191*	*182*	*194*	*185*
2.00	*372*	*394*	*358*	*407*	*354*
1.75	*429*	*465*	*409*	*465*	*406*
1.50	*418*	*438*	*402*	*442*	*398*
1.25	*360*	*367*	*353*	*369*	*351*
1.00	*291*	*297*	*289*	*301*	*287*
0.75	*228*	*232*	*231*	*235*	*228*
0.50	*182*	*185*	*185*	*186*	*184*
0.25	*155*	*158*	*157*	*159*	*156*

Accessories

Optical Accessories

MODEL	ANTI GLARE BAFFLE	ANTI GLARE Honeycomb
	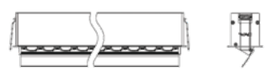	
SR51WLD06/SR52WLD06	LENS-SR51WLD06-BD	LENS-SR51WLD06-HCM
SR51WLD12/SR52WLD12	LENS-SR51WLD12-BD	LENS-SR51WLD12-HCM
SR51WLD18/SR52WLD18	LENS-SR51WLD18-BD	LENS-SR51WLD18-HCM

Note：All must be ordered separately.

Light Distribution

SR51WLD12-D-W930 / SR52WLD12-D-W930

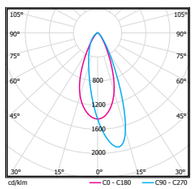

Specifications:
Number of luminaires: n > 5
Wall height (m): 2.5
Angle of tilt: 30°
Offset from wall (m): 0.6
Luminaire spacing (m): 0.8

H (m)	Surface illumination (lux)				
	below the luminaire	between the luminaire	below the luminaire	between the luminaire	below the luminaire
2.25	*165*	*158*	*168*	*158*	*171*
2.00	*342*	*320*	*334*	*326*	*330*
1.75	*388*	*389*	*375*	*390*	*371*
1.50	*373*	*373*	*363*	*375*	*358*
1.25	*319*	*317*	*315*	*314*	*312*
1.00	*256*	*259*	*255*	*264*	*253*
0.75	*201*	*204*	*202*	*207*	*200*
0.50	*161*	*162*	*161*	*165*	*160*
0.25	*138*	*139*	*139*	*141*	*137*

Specifications:
Number of luminaires: n > 5
Wall height (m): 2.5
Angle of tilt: 30°
Offset from wall (m): 0.6
Luminaire spacing (m): 0.7

H (m)	Surface illumination (lux)				
	below the luminaire	between the luminaire	below the luminaire	between the luminaire	below the luminaire
2.25	*183*	*191*	*182*	*194*	*185*
2.00	*372*	*394*	*358*	*407*	*354*
1.75	*429*	*465*	*409*	*465*	*406*
1.50	*418*	*438*	*402*	*442*	*398*
1.25	*360*	*367*	*353*	*369*	*351*
1.00	*291*	*297*	*289*	*301*	*287*
0.75	*228*	*232*	*231*	*235*	*228*
0.50	*182*	*185*	*185*	*186*	*184*
0.25	*155*	*158*	*157*	*159*	*156*

Accessories

Optical Accessories

MODEL	ANTI GLARE BAFFLE	ANTI GLARE Honeycomb
	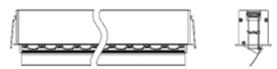	
SR51WLD06/SR52WLD06	LENS-SR51WLD06-BD	LENS-SR51WLD06-HCM
SR51WLD12/SR52WLD12	LENS-SR51WLD12-BD	LENS-SR51WLD12-HCM
SR51WLD18/SR52WLD18	LENS-SR51WLD18-BD	LENS-SR51WLD18-HCM

Note：*All must be ordered separately.*

SHOWCASE

LEDme® BAR



Specifications



- Body Material: Aluminum
- Optical System: LiteBox
- Finish: Environmentally safe powder coat
- Adjustable Angle: 0°-60° rotation
- Accessories/Brackets: Accessories for crossbar assembly
- LED Type: SMD
- LED Wattage, CCT, Lumen Output: 10W/m 3000K 800lm
  20W/m 3000K 1480lm
- LED Lifetime:m>50,000h-L70 / B10-Ta25℃ (LM-80/TM-21)
- LED Color Consistency:1.5 SDCM
- Dimming control: Depends on LED driver(Order separately)
- Length: 497mm(0.5m), 1007mm(1.0m), 1417mm(1.4m),
  1621mm(1.6m), 2029mm(2.0m) offered
- Net Weight: 0.2Kg/m

Product Features/Optics



New LiteBox Optical System deploys asymmetrical illumination with anti-glare features

Product Parameters

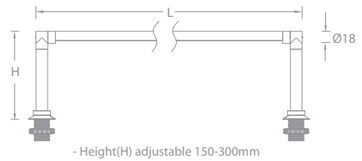

- Height(H) adjustable 150-300mm

Model	LED Power	System Lumens	Lenght(L)	Driver	Beam	CRI	CCT	Finish
SLP1 *Universal luminaire* **SLP2** *Connected luminaire*	**20** *20W/m* **10** *10W/m*	*1350lm(@3000K)* *800lm(@3000K)*	**20** *2.0m* **16** *1.6m* **14** *1.4m* **10** *1.0m* **05** *0.5m*	**E** *Constant current* **T** *Constant voltage*	**W** *Wall Washer*	**9** *90* **A** *97*	**30** *3000K* **40** *4000K*	**BK** *Black*

Example : SLP1-2020E-W930BK

Note: SLP1 is for luminaire with two supports. SLP2 is for luminaire with one support (Need to use with SLP1). LED driver excluded for all models.
The length of the product can be customized as required, the minimum unit is 102mm, and the total length does not exceed 2.2m. Please consult WAC for details

Light Distribution

SLP1-2020E-W930BK

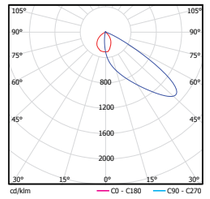

Specifications:
Angle of tilt: 10°
Height from desktop (m): 0.3
Desktop size (m): 1x0.5

(m)	Surface illumination (lux)							
	0.0625	**0.1875**	**0.3125**	**0.4375**	**0.5625**	**0.6875**	**0.8125**	**0.9375**
0.4375	*363*	*471*	*523*	*249*	*249*	*523*	*471*	*360*
0.3125	*408*	*531*	*586*	*605*	*605*	*588*	*534*	*410*
0.1875	*281*	*363*	*400*	*415*	*415*	*401*	*364*	*283*
0.0625	*166*	*211*	*235*	*244*	*244*	*235*	*211*	*165*

SHOWCASE

LEDme® SHOWCASE LUMINAIRES



Specifications

IP20 | 40℃ / -20℃ | High CRI | Input 24V DC | CEC

- Body Material: Aluminum
- Optical System: Clear Lens included + Wall Washer system
- Finish: Environmentally safe powder coat
- Accessories/Brackets: Angle adjustment Accessories
- LED Type: SMD
- LED wattage, LED Wattage, CCT, Lumen Output: 10W 3000K 800lm
  20W 3000K 1480lm
- LED Lifetime: >50,000h-L70 / B10-Ta25℃ (LM-80/TM-21)
- LED Color Consistency: 1.5 SDCM
- Dimming control: Depends on LED driver(Order separately)
- Length: 2054mm/1544mm /1031mm /521mm /317mm
- Net Weight: 0.2Kg/m

Product Features/Optics



W *Wall Washer*

Product Parameters

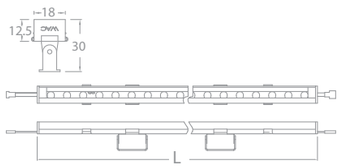

Model	LED Power	System Lumens	Lenght(L)	Driver	Beam	CRI	CCT	Finish
SLS1	**10** *10W/m* **20** *20W/m*	*1350lm(@3000K)* *800lm(@3000K)*	**03** *0.317m* **05** *0.521m* **10** *1.031m* **15** *1.544m* **20** *2.054m*	**T** *Constant voltage*	**W** *Wall Washer*	**9** *90* **A** *97*	**30** *3000K* **40** *4000K*	**BK** *Black*

Example : SLS1-1003T-W930BK

SHOWCASE

Light Distribution

SLS1-1003T-W930BK

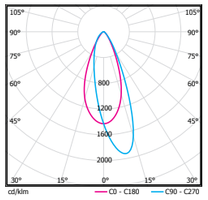

Specifications:
Number of luminaires: n > 5
Wall height (m): 2.5
Angle of tilt: 30°
Offset from wall (m): 0.6
Luminaire spacing (m): 0.8

H (m)	Surface illumination (lux)				
	below the luminaire	between the luminaire	below the luminaire	between the luminaire	below the luminaire
2.25	*165*	*158*	*168*	*158*	*171*
2.00	*342*	*320*	*334*	*326*	*330*
1.75	*388*	*389*	*375*	*390*	*371*
1.50	*373*	*373*	*363*	*375*	*358*
1.25	*319*	*317*	*315*	*314*	*312*
1.00	*256*	*259*	*255*	*264*	*253*
0.75	*201*	*204*	*202*	*207*	*200*
0.50	*161*	*162*	*161*	*165*	*160*
0.25	*138*	*139*	*139*	*141*	*137*

Specifications:
Number of luminaires: n > 5
Wall height (m): 2.5
Angle of tilt: 30°
Offset from wall (m): 0.6
Luminaire spacing (m): 0.7

H (m)	Surface illumination (lux)				
	below the luminaire	between the luminaire	below the luminaire	between the luminaire	below the luminaire
2.25	*183*	*191*	*182*	*194*	*185*
2.00	*372*	*394*	*358*	*407*	*354*
1.75	*429*	*465*	*409*	*465*	*406*
1.50	*418*	*438*	*402*	*442*	*398*
1.25	*360*	*367*	*353*	*369*	*351*
1.00	*291*	*297*	*289*	*301*	*287*
0.75	*228*	*232*	*231*	*235*	*228*
0.50	*182*	*185*	*185*	*186*	*184*
0.25	*155*	*158*	*157*	*159*	*156*

Accessories

Model	Flat clip	Rotatable clip, standard	Female terminal + wiring, standard	Male terminal + cable
				
SLS1	SLS1-C1-BK	SLS1-C3-BK	SLS1-LS1-BK	SLS1-LS2-BK

Note：*All must be ordered separately.*



Zhengzhou Shang Dynasty Ruins Museum
Zhengzhou, Henan Province



OCULARC

As one of the most important types of exhibit displays in museums, showcases are increasingly used for highlighting smaller objets d'art and artifacts in recent years. To illuminate these spaces, WAC has released the OCULARC Series of SHOWCASE Lighting. These luminaires are engineered with continuous adjustable beam angles and powerful illumination capabilities from a diminutive body.

OCULARC MINI TRACK



Specifications

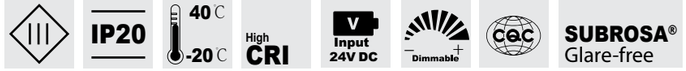

- Body Material: Aluminum alloy
- Optical System: Clear Lens included + SUBROSA®Optical System
- Finish: Painted
- Adjustable Angle: 0°-365° horizontal rotation and 0°-90° vertical aiming tilt
- Accessories/Brackets: Mini track available
- Wiring: Please refer to wiring schematic diagram at the end of catalog
- LED Type: High Power LED
- LED Wattage, CCT, Lumen Output: 3000K 950lm
- LED Lifetime: >50,000h-L70 / B10-Ta25℃ (LM-80/TM-21)
- LED Color Consistency: 1.5 SDCM
- Net Weight: 0.20Kg / 0.40Kg

Product Features/Optics



1 *15°* **2** *24°* **3** *36°* **6** *60°*

Product Parameters

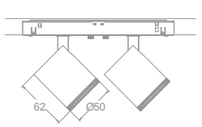

Model	LED Power		System CBCP(Single)	Dimming		Beam		CRI		CCT		Finish	
SL48S	LD10	*LED 10W*	*3556cd(@10W 3000K 15°)*	O	*On-board*	1	*15°*	9	*90*	30	*3000K*	BK	*Black*
	LD20	*LED 2*10W*	*2018cd(@10W 3000K 24°)*	E	*ON-OFF**	2	*24°*	A	*97*	40	*4000K*		
			953cd(@10W 3000K 36°)			3	*36°*						
			418cd(@10W 3000K 60°)			6	*60°*						

Example : SL48SLD10-O-2930BK

Note：Except for the 15 ° built-in Honeycomb, the rest do not include Honeycomb

""Dims beautifully with an external driver and/or control system.*

SHOWCASE

Light Distribution

SL48S

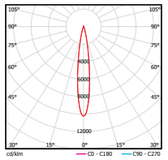

SL48SLD10-O-1930BK

0° AIMING ANGLE

D(M)	LUX	W	L
1	3556	0.26	0.26
2	889	0.52	0.52
3	395	0.78	0.78
4	222	1.04	1.04

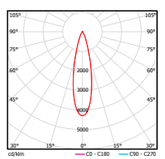

SL48SLD10-O-2930BK

0° Aiming Angle

D(M)	LUX	W	L
1	2018	0.43	0.43
2	505	0.86	0.86
3	224	1.29	1.29
4	126	1.72	1.72

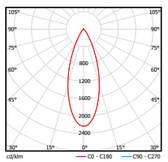

SL48SLD10-O-3930BK

0° AIMING ANGLE

D(M)	LUX	W	L
1	953	0.66	0.66
2	238	1.32	1.32
3	106	1.98	1.98
4	60	2.64	2.64

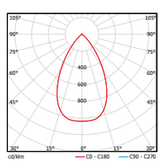

SL48SLD10-O-6930BK

0° Aiming Angle

D(M)	LUX	W	L
1	418	1.20	1.20
2	105	2.40	2.40
3	46	3.60	3.60
4	26	4.80	4.80

OCULARC FOCUS MINI TRACK



SL45F SL46F SL47F SL48F

Specifications

IP20 | 40 C / -20 C | High CRI | Input 24V DC | Dimmable | SUBROSA® Glare-free

- Body Material: Aluminum alloy
- Optical System: Clear Lens included + SUBROSA®Optical System
- Finish: Painted
- Adjustable Angle: 0°-365° horizontal rotation and 0°-90° vertical aiming tilt
- Accessories/Brackets: Mini track available
- Wiring: Please refer to wiring schematic diagram at the end of catalog
- LED Type: High Power LED
- LED Wattage, CCT, Lumen Output:
  SL45F 3000K 105lm
  SL46F 3000K 250lm
  SL47F 3000K 480lm
- LED Lifetime: >50,000h-L70 / B10-Ta25℃ (LM-80/TM-21)
- LED Color Consistency: 1.5 SDCM
- Net Weight: 0.06Kg / 0.12kg
  0.07Kg / 1.15Kg
  0.10Kg / 0.20Kg
  0.20Kg / 0.40Kg

Product Features/Optics



Diminutive Body



F *Focus*

Product Parameters

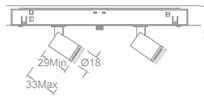

Model	LED Power	System CBCP(Single)	Dimming	Beam	CRI	CCT	Finish
SL45F	**LD01** *LED 1W* **LD02** *LED 2*1W*	*340cd(@3000K Max)*	**O** *On-board* **E** *ON-OFF**	**F** *10°-40°*	**9** *90* **A** *97*	**30** *3000K* **40** *4000K*	**BK** *Black*

Example : SL45FLD01-O-F930BK
*Note : *"Dims beautifully with an external driver and/or control system.*

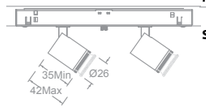

Model	LED Power	System CBCP(Single)	Dimming	Beam	CRI	CCT	Finish
SL46F	**LD03** *LED 3W* **LD06** *LED 2*3W*	*2069cd(@3000K Max)*	**O** *On-board* **E** *ON-OFF**	**F** *6°-40°* **F** *8°-40°*	**9** *90* **A** *97*	**30** *3000K* **40** *4000K*	**BK** *Black*

Example : SL46FLD03-O-F930BK
*Note : *"Dims beautifully with an external driver and/or control system.*

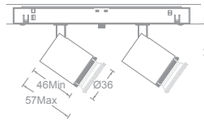

Model	LED Power	System CBCP(Single)	Dimming	Beam	CRI	CCT	Finish
SL47F	**LD05** *LED 5W* **LD10** *LED 2*5W*	*3556cd(@3000K Max)*	**O** *On-board* **E** *ON-OFF**	**F** *8°-40°*	**9** *90* **A** *97*	**30** *3000K* **40** *4000K*	**BK** *Black*

Example : SL47FLD05-O-F930BK
*Note : *"Dims beautifully with an external driver and/or control system.*

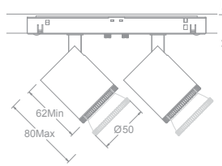

Model	LED Power	System CBCP(Single)	Dimming	Beam	CRI	CCT	Finish
SL48F	**LD10** *LED 10W* **LD20** *LED 2*10W*	*1599cd(@3000K Max)*	**O** *On-board* **E** *ON-OFF**	**F** *7°-60°*	**9** *90* **A** *97*	**30** *3000K* **40** *4000K*	**BK** *Black*

Example : SL48FLD10-O-F930BK
*Note : *"Dims beautifully with an external driver and/or control system.*

SL45F

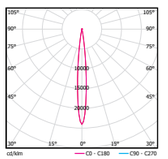

SL45FLD01-M-F930 (Min)

0º Aiming Angle

D(M)	LUX	W	L
0.3	3777.8	0.054	0.054
0.6	944.44	0.108	0.108
1.2	236.11	0.216	0.216
2.4	59.03	0.432	0.432

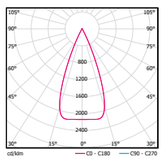

SL45FLD01-M-F930（Max）

0º Aiming Angle

D(M)	LUX	W	L
0.3	866.67	0.234	0.234
0.6	216.67	0.468	0.468
1.2	54.17	0.936	0.936
2.4	13.54	1.872	1.872

SL46F

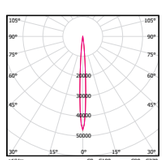

SL46FLD03-M-F930 (Min)

0º Aiming Angle

D(M)	LUX	W	L
0.3	22988.89	0.036	0.036
0.6	5747.22	0.072	0.072
1.2	1436.81	0.144	0.144
2.4	359.2	0.288	0.288

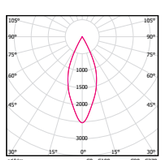

SL46FLD03-M-F930 (Max)

0º Aiming Angle

D(M)	LUX	W	L
0.3	386.67	0.21	0.21
0.6	966.67	0.42	0.42
1.2	241.67	0.84	0.84
2.4	60.42	1.68	1.68

SL47F

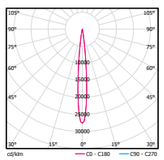

SL47FLD05-M-F930 (Min)

0º Aiming Angle

D(M)	LUX	W	L
0.3	17766.67	0.054	0.054
0.6	4441.67	0.108	0.108
1.2	1110.42	0.216	0.216
2.4	277.6	0.432	0.432

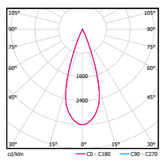

SL47FLD05-M-F930 (Max)

0º Aiming Angle

D(M)	LUX	W	L
0.3	5955.56	0.192	0.192
0.6	1488.89	0.384	0.384
1.2	372.22	0.768	0.768
2.4	93.09	1.536	1.536

SL48F

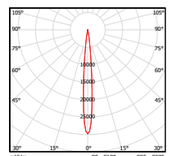

SL48FLD10-O-F930BK-MIN

0º AIMING ANGLE

D(M)	LUX	W	L
1	6643	0.16	0.16
2	1661	0.32	0.32
3	738	0.48	0.48
4	415	0.64	0.64

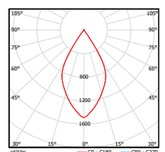

SL48FLD10-O-F930BK-MAX

0º Aiming Angle

D(M)	LUX	W	L
1	653	1.10	1.10
2	163	2.20	2.20
3	73	3.30	3.30
4	41	4.40	4.40

OCULARC PROJECTOR MINI TRACK



SL45F

SL56F

Specifications

IP20 | 40℃ -20℃ | High CRI | Input 24V DC | Dimmable

- Body Material: Aluminum alloy
- Optical System:
  SL45F:Multi collimating lens light distribution
  SL56F:Dual Optical System Framing Projector
- Finish:
  SL45F:Painted
  SL56F:Environmentally safe powder coat
- Adjustable Angle: 0°-365° horizontal rotation and 0°-90° vertical aiming tilt
- Accessories/Brackets: Mini track available
- Wiring: Please refer to wiring schematic diagram at the end of catalog
- LED Type:
  SL45F:High Power LED
  SL56F:COB
- LED Wattage, CCT, Lumen Output: 3000K 190lm
- LED Lifetime: >50,000h-L70 / B10-Ta25℃ (LM-80/TM-21)
- LED Color Consistency: 3 SDCM
- Net Weight: 0.1Kg / 0.4Kg

Product Features/Optics



Product Parameters

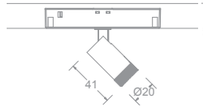

Model	LED	Dimming	Beam	CRI	CCT	Finish
SL45F	**LD02** *LED 2W*	**O** *On-board* **E** *ON-OFF**	**R** *Projector*	**9** *90* **A** *97*	**30** *3000K* **40** *4000K*	**BK** *Black*

Example : SL45FLD02-O-R930BK

Note : ""Dims beautifully with an external driver and/or control system.*

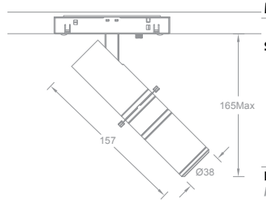

Model	LED	System CBCP	Dimming	Beam	CRI	CCT	Finish
SL56F	**LM10** *COB 10W*	*3006cd(@10W 3000K Reinvent)* *645cd(@10W 3000K Focus)*	**O** *On-board* **E** *ON-OFF**	**R** *Reinvent*	**9** *90* **A** *97*	**30** *3000K* **40** *4000K*	**BK** *Black*

Example : SL56FLM10-O-R930WT

Note : ""Dims beautifully with an external driver and/or control system.*
"R" adjustable framing shims create a feature accenting,rectangular pattern of illumination.

SHOWCASE

Accessories

GOBO Sheet Accessories	LENS-TL56F-GOBO Gobo piece Accessories with WAC logo	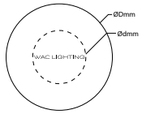

All Accessories need to be ordered separately. The luminaire includes a corresponding cutoff accessory when it ships. The GOBO sheet is not included.
GOBO sheet size: thickness 1mm, D is Ø 19.6mm, d is Ø14mm, the text or pattern content can be customized (the diameter cannot exceed 14mm).

OCULARC WALL WASHER MINI TRACK



SL46W SL48WLD10 SL48WLD06

Specifications

IP20 | 40℃ -20℃ | High CRI | Input 24V DC | Dimmable | CQC

- Body Material: Aluminum alloy
- Optical System: Dual Optical System(SL46W)
  Lens (SL48W)
- Finish: Painted
- Adjustable Angle: 0°-365° horizontal rotation and 0°-90° vertical aiming tilt
- Accessories/Brackets: Mini track available
- Wiring: Please refer to wiring schematic diagram at the end of catalog
- LED Type: High Power LED
- LED Wattage, CCT, Lumen Output: SL46W 3000K 250lm
  SL48W 3000K 480lm
- LED Lifetime: >50,000h-L70 / B10-Ta25℃ (LM-80/TM-21)
- LED Color Consistency: 1.5 SDCM
- Net Weight: 0.08Kg / 0.1Kg

Product Features/Optics



W *Wall Washer*

Product Parameters



Model	LED		System Lumens(Single)	Dimming		Beam		CRI		CCT		Finish	
SL46W	**LD03**	*LED 3W*	*162lm(@3W 3000K)*	**O**	*On-board*	**W**	*Wall Washer*	**9**	*90*	**30**	*3000K*	**BK**	*Black*
	LD06	*LED 2*3W*		**E**	*ON-OFF**			**A**	*97*	**40**	*4000K*		

Example : SL46WLD03-O-W930BK
*Note : *"Dims beautifully with an external driver and/or control system.*

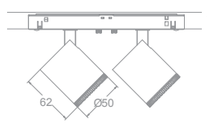

Model	LED		System Lumens(Single)	Dimming		Beam		CRI		CCT		Finish	
SL48W	**LD10**	*LED 10W*	*409lm(@10W 3000K)*	**O**	*On-board*	**W**	*Wall Washer*	**9**	*90*	**30**	*3000K*	**BK**	*Black*
	LD20	*LED 2*10W*		**E**	*ON-OFF**			**A**	*97*	**40**	*4000K*		

Example : SL48WLD10-O-W930BK
*Note : *"Dims beautifully with an external driver and/or control system.*

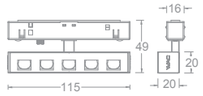

Model	LED		System Lumens(Single)	Dimming		Beam		CRI		CCT		Finish	
SL48W	**LD06**	*LED 6W*	*312lm(@10W 3000K)*	**O**	*On-board*	**W**	*Wall Washer*	**9**	*90*	**30**	*3000K*	**BK**	*Black*
				E	*ON-OFF**			**A**	*97*	**40**	*4000K*		

Example : SL48WLD06-O-W930BK
*Note : *"Dims beautifully with an external driver and/or control system.*

SHOWCASE

Light Distribution

SL46WLD03-O-W930

Specifications:
Wall height (m): 3
Offset from wall (m): 0.6
Luminaire spacing (m): 0.6

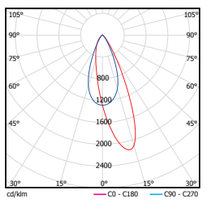

H (m)	Surface illumination (lux)				
	below the luminaire	between the luminaire	below the luminaire	between the luminaire	below the luminaire
2.85	*40*	*44*	*41*	*44*	*41*
2.55	*95*	*113*	*96*	*114*	*98*
2.25	*113*	*133*	*114*	*134*	*114*
1.95	*115*	*125*	*116*	*126*	*116*
1.65	*99*	*105*	*101*	*105*	*101*
1.35	*76*	*79*	*78*	*80*	*79*
1.05	*56*	*59*	*59*	*60*	*59*
0.75	*128*	*45*	*45*	*46*	*45*
0.45	*33*	*35*	*36*	*36*	*36*
0.15	*29*	*33*	*33*	*33*	*33*

SL48WLD10-O-W930

Specifications:
Wall height (m): 2.4
Offset from wall (m): 0.8
Luminaire spacing (m): 0.8

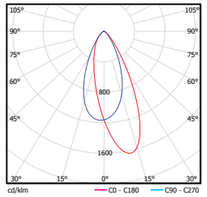

H (m)	Surface illumination (lux)				
	below the luminaire	between the luminaire	below the luminaire	between the luminaire	below the luminaire
2.20	*66*	*70*	*67*	*70*	*66*
1.80	*127*	*139*	*128*	*139*	*127*
1.40	*142*	*152*	*144*	*152*	*142*
1.00	*129*	*134*	*131*	*134*	*129*
0.60	*103*	*105*	*105*	*105*	*102*
0.40	*76*	*78*	*78*	*78*	*76*

MINI TRACK SYSTEM



MINI TRACK

Model	Length
MT1M-BK-C	*1m*
MT2M-BK-C	*2m*
MT3M-BK-C	*3m*

Surface mounted track. Track offers two end caps. If need suspended mounted track, please contact WAC.



STRAIGHT LINE POWER CONNECTOR

Model
MLE-BK-C



"I" CONNECTOR

Model
MI-BK-C



"L" CONNECTOR

Model
ML-BK-C

OCULARC CEILING MOUNTED



Specifications

IP20 | 40℃ / -20℃ | High CRI | Input 24V DC | Dimmable | SUBROSA® Glare-free

- Body Material: Aluminum alloy
- Optical System: Clear Lens included + SUBROSA®Optical System
- Finish: Painted
- Adjustable Angle: 0°-365° horizontal rotation and 0°-90° vertical aiming tilt
- Accessories/Brackets: Mini track available
- LED Type: High Power LED
- LED Wattage, CCT, Lumen Output: 3000K 950lm
- LED Lifetime: >50,000h-L70 / B10-Ta25℃ (LM-80/TM-21)
- LED Color Consistency: 1.5 SDCM
- Net Weight: 0.20Kg

Product Features/Optics



1 *15°* **2** *24°* **3** *36°* **5** *60°*

Product Parameters

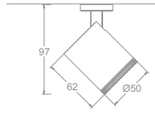

Model	LED		System CBCP(Single)	Dimming		Beam		CRI		CCT		Finish	
ME48S	**LD10** **LD20**	*LED 10W* *LED 2*10W*	*3556cd(@10W 3000K 15°)* *2018cd(@10W 3000K 24°)* *953cd(@10W 3000K 36°)* *418cd(@10W 3000K 60°)*	**O** **E**	*On-board* *ON-OFF**	**1** *15°* **2** *24°* **3** *36°* **6** *60°*		**9** *90* **A** *97*		**30** *3000K* **40** *4000K*		**BK** *Black*	

Example : ME48SLD10-O-2930BK

Note : Except for the 15 ° built-in Honeycomb, the rest do not include Honeycomb
**"Dims beautifully with an external driver and/or control system.*

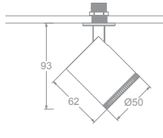

Model	LED		System CBCP(Single)	Dimming		Beam		CRI		CCT		Finish	
SR48S	**LD10** **LD20**	*LED 10W* *LED 2*10W*	*3556cd(@10W 3000K 15°)* *2018cd(@10W 3000K 24°)* *953cd(@10W 3000K 36°)* *418cd(@10W 3000K 60°)*	**O** **E**	*On-board* *ON-OFF**	**1** *15°* **2** *24°* **3** *36°* **6** *60°*		**9** *90* **A** *97*		**30** *3000K* **40** *4000K*		**BK** *Black*	

Example : SR48SLD10-O-2930BK

Note : Except for the 15 ° built-in Honeycomb, the rest do not include Honeycomb
**"Dims beautifully with an external driver and/or control system.*

Light Distribution

ME/SR48S

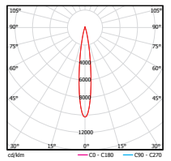

ME48SLD10-O-1930BK

0° AIMING ANGLE

D(M)	LUX	W	L
1	3556	0.26	0.26
2	889	0.52	0.52
3	395	0.78	0.78
4	222	1.04	1.04

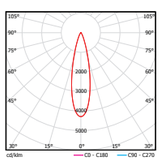

ME48SLD10-O-2930BK

0° Aiming Angle

D(M)	LUX	W	L
1	2018	0.43	0.43
2	505	0.86	0.86
3	224	1.29	1.29
4	126	1.72	1.72

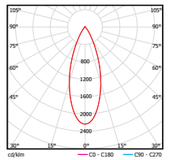

ME48SLD10-O-3930BK

0° AIMING ANGLE

D(M)	LUX	W	L
1	953	0.66	0.66
2	238	1.32	1.32
3	106	1.98	1.98
4	60	2.64	2.64

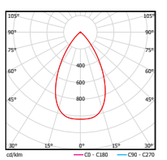

ME48SLD10-O-6930BK

0° Aiming Angle

D(M)	LUX	W	L
1	418	1.20	1.20
2	105	2.40	2.40
3	46	3.60	3.60
4	26	4.80	4.80

OCULARC FOCUS CEILING MOUNTED



ME/SR45F



ME/SR46F



ME/SR47F



ME/SR48F

Specifications

IP20 | 40 C / -20 C | High CRI | CQC | SUBROSA® Glare-free

- Body Material: Aluminum alloy
- Optical System: Clear Lens included + SUBROSA®Optical System
- Finish: Painted
- Adjustable Angle: 0°-365° horizontal rotation and 0°-90° vertical aiming tilt
- Accessories/Brackets: Mini track available
- Cutout: Ø17mm for SR45F(ceiling thickness 1-15mm) Magnetic mounted for ME45F
  Ø17mm for SR46F(ceiling thickness 1-15mm) Magnetic mounted for ME46F
  Ø17mm for SR47F(ceiling thickness 1-15mm) Magnetic mounted for ME47F
- LED Type: High Power LED
- LED Wattage, CCT, Lumen Output: ME45F 3000K 105lm
  ME46F 3000K 250lm
  ME47F 3000K 480lm
  ME48F 3000K 950lm
- LED Lifetime: >50,000h-L70 / B10-Ta25℃ (LM-80/TM-21)
- LED Color Consistency: 1.5 SDCM
- Input : Constant Current 350mA(3V DC)
- Dimming Control: Depends on LED driver(Order Separately)
- Net Weight: 0.1Kg / 0.2Kg / 0.4Kg / 0.6Kg

Product Features/Optics



F *6°/8°/10°-40°*

Product Parameters

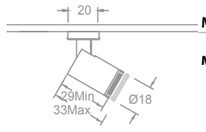

Model	LED		System CBCP(Single)	Dimming		Beam		CRI		CCT		Finish	
ME45F	**LD01**	*LED 1W*	*340cd(@3000K Max)*	**M** / **N**	*MTB Driver* / *Single Wire*	**F**	*10°-40°*	**9** / **A**	*90* / *97*	**30** / **40**	*3000K* / *4000K*	**BK**	*Black*

Example : ME45FLD01-M-F930BK

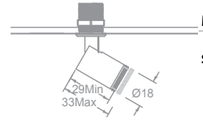

Model	LED		System CBCP(Single)	Dimming		Beam		CRI		CCT		Finish	
SR45F	**LD01**	*LED 1W*	*340cd(@3000K Max)*	**M** / **N**	*MTB Driver* / *Single Wire*	**F**	*10°-40°*	**9** / **A**	*90* / *97*	**30** / **40**	*3000K* / *4000K*	**BK**	*Black*

Example : SR45FLD01-M-F930BK

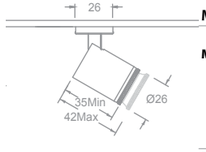

Model	LED		System CBCP(Single)	Dimming		Beam		CRI		CCT		Finish	
ME46F	**LD03**	*LED 3W*	*2069cd(@3000K Max)*	**M** / **N**	*MTB Driver* / *Single Wire*	**F**	*6°-40°*	**9**	*90*	**30** / **40**	*3000K* / *4000K*	**BK**	*Black*
						F	*8°-40°*	**A**	*97*				

Example : ME46FLD03-M-F930BK

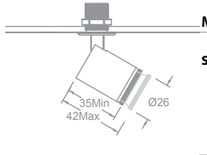

Model	LED		System CBCP(Single)	Dimming		Beam		CRI		CCT		Finish	
SR46F	**LD03**	*LED 3W*	*2069cd(@3000K Max)*	**M** / **N**	*MTB Driver* / *Single Wire*	**F**	*6°-40°*	**9**	*90*	**30** / **40**	*3000K* / *4000K*	**BK**	*Black*
						F	*8°-40°*	**A**	*97*				

Example : SR46FLD03-M-F930BK

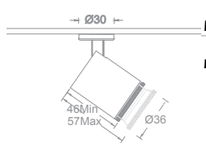

Model	LED		System CBCP(Single)	Dimming		Beam		CRI		CCT		Finish	
ME47F	**LD05**	*LED 5W*	*1599cd(@3000K Max)*	**M** / **N**	*MTB Driver* / *Single Wire*	**F**	*8°-40°*	**9** / **A**	*90* / *97*	**30** / **40**	*3000K* / *4000K*	**BK**	*Black*

Example : ME47FLD05-M-F930BK

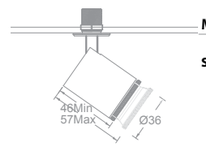

Model	LED		System CBCP(Single)	Dimming		Beam		CRI		CCT		Finish	
SR47F	**LD05**	*LED 5W*	*1599cd(@3000K Max)*	**M** / **N**	*MTB Driver* / *Single Wire*	**F**	*8°-40°*	**9** / **A**	*90* / *97*	**30** / **40**	*3000K* / *4000K*	**BK**	*Black*

Example : SR47FLD05-M-F930BK

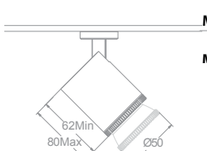

Model	LED		System CBCP(Single)	Dimming		Beam		CRI		CCT		Finish	
ME48F	**LD10**	*LED 10W*	*1599cd(@3000K Max)*	**N**	*Single Wire*	**F**	*7°-60°*	**9** / **A**	*90* / *97*	**30** / **40**	*3000K* / *4000K*	**BK**	*Black*

Example : ME48FLD10-N-F930BK

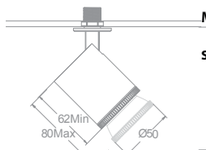

Model	LED		System CBCP(Single)	Dimming		Beam		CRI		CCT		Finish	
SR48F	**LD10**	*LED 10W*	*1599cd(@3000K Max)*	**N**	*Single Wire*	**F**	*7°-60°*	**9** / **A**	*90* / *97*	**30** / **40**	*3000K* / *4000K*	**BK**	*Black*

Example : SR48FLD10-N-F930BK

Light Distribution

ME/SR45F

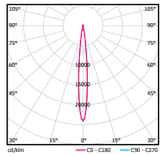

ME45FLD01-M-F930 (Min)

0º Aiming Angle

D(M)	LUX	W	L
0.3	3777.8	0.054	0.054
0.6	944.44	0.108	0.108
1.2	236.11	0.216	0.216
2.4	59.03	0.432	0.432

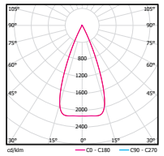

ME45FLD01-M-F930（Max）

0º Aiming Angle

D(M)	LUX	W	L
0.3	866.67	0.234	0.234
0.6	216.67	0.468	0.468
1.2	54.17	0.936	0.936
2.4	13.54	1.872	1.872

ME/SR46F

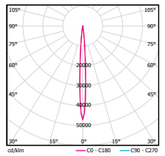

ME46FLD03-M-F930 (Min)

0º Aiming Angle

D(M)	LUX	W	L
0.3	22988.89	0.036	0.036
0.6	5747.22	0.072	0.072
1.2	1436.81	0.144	0.144
2.4	359.2	0.288	0.288

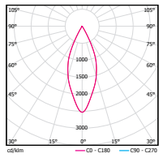

ME46FLD03-M-F930 (Max)

0º Aiming Angle

D(M)	LUX	W	L
0.3	386.67	0.21	0.21
0.6	966.67	0.42	0.42
1.2	241.67	0.84	0.84
2.4	60.42	1.68	1.68

ME/SR47F

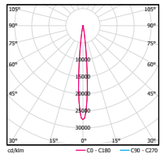

ME47FLD05-M-F930 (Min)

0º Aiming Angle

D(M)	LUX	W	L
0.3	17766.67	0.054	0.054
0.6	4441.67	0.108	0.108
1.2	1110.42	0.216	0.216
2.4	277.6	0.432	0.432

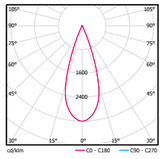

ME47FLD05-M-F930 (Max)

0º Aiming Angle

D(M)	LUX	W	L
0.3	5955.56	0.192	0.192
0.6	1488.89	0.384	0.384
1.2	372.22	0.768	0.768
2.4	93.09	1.536	1.536

ME/SR48F

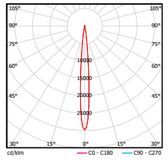

ME48FLD10-O-F930BK-MIN

0º AIMING ANGLE

D(M)	LUX	W	L
1	6643	0.16	0.16
2	1661	0.32	0.32
3	738	0.48	0.48
4	415	0.64	0.64

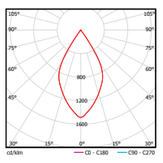

ME48FLD10-O-F930BK-MAX

0º Aiming Angle

D(M)	LUX	W	L
1	653	1.10	1.10
2	163	2.20	2.20
3	73	3.30	3.30
4	41	4.40	4.40

Accessories

Model	Description	Can match luminaires	PIC
MTB-CABLE-1000-BK	*Special extension cable: it is used between MTB power splitter and me / sr47fld05-m series exhibition cabinet luminaires, with a total length of 1m and quick connect plugs at both ends*	*ME45F/SR45F/ME46F/SR46F/ME47F/SR47F*	
Note: the length of the input wire of the original luminaire is about 0.5m. Special MTB power splitter and extension cord shall be ordered separately.			
4LD-350MA10D-LF-C	*Input 220V ~ 240V AC / 50Hz, Output 350mA (power 4.5w), 6-30v, support 0-10V dimming, and drive 1-2 exhibition cabinet luminaires (in series). Size (L *W* H): 121 * 41 * 22mm*	*ME45F/SR45F/ME46F/SR46F/ME47F/SR47F*	
Note: the length of the input wire of the original luminaire is about 0.5m. special electrical components shall be ordered separately (4.5w), excluding cables			
LD-070MA14D-LF-C	*Special electrical appliances: Input 220V~240VAC/50Hz, Output 700mA(power 9W), 8-12V supports 0-10V dimming, can drive 1 display cabinet light Size (L * W * H): 115 * 43 * 25, mm*	*ME48F/SR48F*	
Note: Electrical appliances need to be ordered separately, excluding wires			

· MTB Power divider

LED-MTB

Model	Input	Description	Can match luminaires
MTB-350MA08D-BK	*36V DC*	*36V DC input, 8 output current ports , 350mA(1W) On board and 0-10V dimming*	*ME/SR/PL45FLD*
MTB-700MA08D-BK	*36V DC*	*36V DC input, 8 output current ports , 700mA(2W) On board and 0-10V dimming*	*SLIR3FLD-M SLIR4FLD-M*
MTB-1050MA08D-BK	*36V DC*	*36V DC input, 8 output current ports , 1050 mA 3W On board and 1-10V dimming*	*ME/SR/PL46FLD*
MTB-400MA04D-BK	*36V DC*	*36V DC input, 4 output current ports , 400 mA(5W) On board and 1-10V dimming*	*ME/SR47FLD (5W) ME/SR48WLD 6W*
MTB-500MA04D-BK	*36V DC*	*36V DC input, 4 output current ports , 500 mA 6W On board and 1-10V dimming*	*SLIR5FLD-M*

· Function

· Constant Current Output

· Automatically shuts off power supply when the connected luminaire fails.

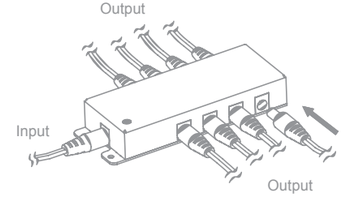

· 36V DC input

· Fixed MTB Power divider with screws included

· Press Reset button if re-insert LED luminaire is off.

Fixed installation diagram

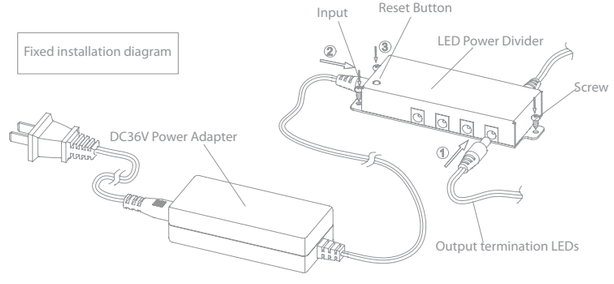

· Color: BK - Black

OCULARC WALL WASHER CEILING MOUNTED



ME/SR46W



ME/SR48WLD10



ME/SR48WLD06

Specifications

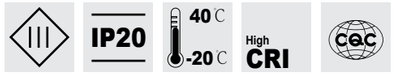

- Body Material: Aluminum alloy
- Optical System: Dual Optical System(ME46W)
  Lens (ME48W)
- Finish: Painted
- Adjustable Angle: 0°-365° horizontal rotation and 0°-90° vertical aiming tilt
- Accessories/Brackets: Mini track available
- Cutout: Ø17mm for ME46W(ceiling thickness 1-15mm) Magnetic mounted for ME46W
  Ø17mm for ME48W(ceiling thickness 1-15mm) Magnetic mounted for ME48W
- LED Type: High Power LED
- LED Wattage, CCT, Lumen Output: ME46W 3000K 250lm
  ME48WLD10 3000K 409lm
  ME48WLD06 3000K 600lm
- LED Lifetime: >50,000h-L70 / B10-Ta25℃ (LM-80/TM-21)
- LED Color Consistency: 1.5 SDCM
- Input : Constant Current 350mA(3V DC)
- Dimming Control: Depends on LED driver(Order Separately)
- Net Weight: 0.08Kg / 0.1Kg

Product Features/Optics





W *Wall Washer*

Product Parameters

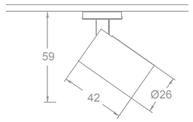

Model	LED		System Lumens	Dimming		Beam		CRI		CCT		Finish	
ME46W	**LD03**	*LED 3W*	*162lm(@3W 3000K)*	**M** **N**	*MTB Driver* *Single Wire*	**W**	*Wall Washer*	**9** **A**	*90* *97*	**30** **40**	*3000K* *4000K*	**BK**	*Black*

Example : ME46WLD03-M-W930BK

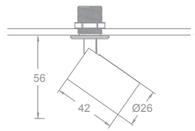

Model	LED		System Lumens	Dimming		Beam		CRI		CCT		Finish	
SR46W	**LD03**	*LED 3W*	*162lm(@3W 3000K)*	**M** **N**	*MTB Driver* *Single Wire*	**W**	*Wall Washer*	**9** **A**	*90* *97*	**30** **40**	*3000K* *4000K*	**BK**	*Black*

Example : SR46WLD03-M-W930BK

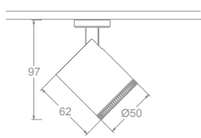

Model	LED		System Lumens	Dimming		Beam		CRI		CCT		Finish	
ME48W	**LD10**	*LED 10W*	*409lm(@10W 3000K)*	**N**	*Single Wire*	**W**	*Wall Washer*	**9** **A**	*90* *97*	**30** **40**	*3000K* *4000K*	**BK**	*Black*

Example :ME48WLD10-N-W930BK

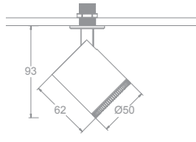

Model	LED		System Lumens	Dimming		Beam		CRI		CCT		Finish	
SR48W	**LD10**	*LED 10W*	*409lm(@10W 3000K)*	**N**	*Single Wire*	**W**	*Wall Washer*	**9** **A**	*90* *97*	**30** **40**	*3000K* *4000K*	**BK**	*Black*

Example :SR48WLD10-N-W930BK

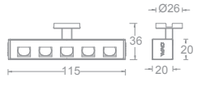

Model	LED		System Lumens	Dimming		Beam		CRI		CCT		Finish	
ME48W	**LD06**	*LED 6W*	*312lm(@10W 3000K)*	**M** **N**	*MTB Driver* *Single Wire*	**W**	*Wall Washer*	**9** **A**	*90* *97*	**30** **40**	*3000K* *4000K*	**BK**	*Black*

Example : ME48WLD06-N-W930BK

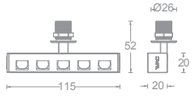

Model	LED		System Lumens	Dimming		Beam		CRI		CCT		Finish	
SR48W	**LD06**	*LED 6W*	*312lm(@10W 3000K)*	**M** **N**	*MTB Driver* *Single Wire*	**W**	*Wall Washer*	**9** **A**	*90* *97*	**30** **40**	*3000K* *4000K*	**BK**	*Black*

Example : SR48WLD06-N-W930BK

SHOWCASE

Light Distribution

ME46WLD03-O-W930

Specifications:
Wall height (m): 3
Offset from wall (m): 0.6
Luminaire spacing (m): 0.6

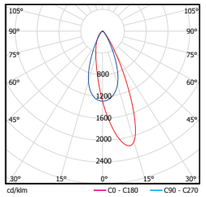

H (m)	Surface illumination (lux)				
	below the luminaire	between the luminaire	below the luminaire	between the luminaire	below the luminaire
2.85	40	44	41	44	41
2.55	95	113	96	114	98
2.25	113	133	114	134	114
1.95	115	125	116	126	116
1.65	99	105	101	105	101
1.35	76	79	78	80	79
1.05	56	59	59	60	59
0.75	128	45	45	46	45
0.45	33	35	36	36	36
0.15	29	33	33	33	33

ME48WLD10-O-W930

Specifications:
Wall height (m): 2.4
Offset from wall (m): 0.8
Luminaire spacing (m): 0.8

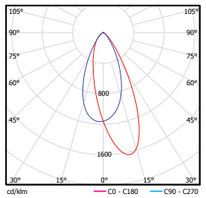

H (m)	Surface illumination (lux)				
	below the luminaire	between the luminaire	below the luminaire	between the luminaire	below the luminaire
2.20	66	70	67	70	66
1.80	127	139	128	139	127
1.40	142	152	144	152	142
1.00	129	134	131	134	129
0.60	103	105	105	105	102
0.40	76	78	78	78	76

Accessories

Model	Description	Can match luminaires	PIC
MTB-CABLE-1000-BK	*Special extension cable: it is used between MTB power splitter and me / sr47fld05-m series exhibition cabinet luminaires, with a total length of 1m and quick connect plugs at both ends*	*ME45F/SR45F/ME46F/SR46F/ME47F/SR47F*	

Note: the length of the input wire of the original luminaire is about 0.5m.
Special MTB power splitter and extension cord shall be ordered separately.

4LD-350MA10D-LF-C	*Input 220V ~ 240V AC / 50Hz,* *Output 350mA (power 4.5w), 6-30v, support 0-10V dimming, and drive 1-2 exhibition cabinet luminaires (in series).* *Size (L *W* H): 121 * 41 * 22mm*	*ME45F/SR45F/ME46F/SR46F/ME47F/SR47F*	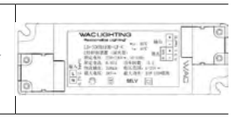

Note: the length of the input wire of the original luminaire is about 0.5m. special electrical components shall be ordered separately (4.5w), excluding cables

LD-070MA14D-LF-C	*Special electrical appliances:* *Input 220V~240VAC/50Hz,* *Output 700mA(power 9W), 8-12V supports 0-10V dimming, can drive 1 display cabinet light* *Size (L * W * H): 115 * 43 * 25, mm*	*ME48F/SR48F*	

Note: Electrical appliances need to be ordered separately, excluding wires

· MTB Power divider

LED-MTB

Model	Input	Description	Can match luminaires
MTB-350MA08D-BK	*36V DC*	*36V DC input, 8 output current ports , 350mA(1W) On board and 0-10V dimming*	*ME/SR/PL45FLD*
MTB-700MA08D-BK	*36V DC*	*36V DC input, 8 output current ports , 700mA(2W) On board and 0-10V dimming*	*SLIR3FLD-M SLIR4FLD-M*
MTB-1050MA08D-BK	*36V DC*	*36V DC input, 8 output current ports , 1050 mA 3W On board and 1-10V dimming*	*ME/SR/PL46FLD*
MTB-400MA04D-BK	*36V DC*	*36V DC input, 4 output current ports , 400 mA(5W) On board and 1-10V dimming*	*ME/SR47FLD (5W) ME/SR48WLD 6W*
MTB-500MA04D-BK	*36V DC*	*36V DC input, 4 output current ports , 500 mA 6W On board and 1-10V dimming*	*SLIR5FLD-M*





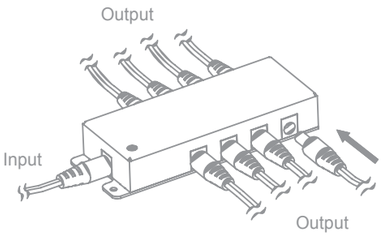

· Function

· Constant Current Output
· Automatically shuts off power supply when the connected luminaire fails.

· 36V DC input
· Fixed MTB Power divider with screws included
· Press Reset button if re-insert LED luminaire is off.

Fixed installation diagram

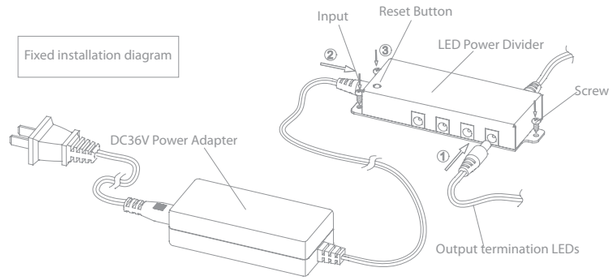

· Color: BK - Black

OCULARC FOCUS VERTICALLY MOUNTED



PL45F



PL46F

Specifications



- Body Material: Aluminum alloy
- Optical System: Clear Lens included + SUBROSA®Optical System
- Finish: Painted
- Adjustable Angle: 0°-365° horizontal rotation and 0°-90° vertical aiming tilt
- Cutout: Ø13mm
- Applicable thickness: 1-30mm
- Height: 20-400mm adjustable
- LED Type: High Power LED
- LED Wattage, CCT, Lumen Output: 3000K 250lm
- LED Lifetime: >50,000h-L70 / B10-Ta25℃ (LM-80/TM-21)
- LED Color Consistency: 1.5 SDCM
- Input : Constant Current 350mA(3V DC)
- Dimming Control: Depends on LED driver(Order Separately)
- Net Weight: 0.1Kg / 0.12Kg

Product Features/Optics



F *6°/8°/10°-40°*

Product Parameters

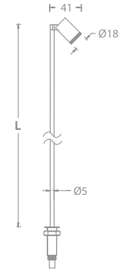

Model	LED	System CBCP	Dimming	Beam	CRI	CCT	Finish
PL45F	**LD01** *LED 1W*	*340cd(@3000K Max)*	**M** *MTB Driver* **N** *Single Wire*	**F** *10°-40°*	**9** *90* **A** *97*	**30** *3000K* **40** *4000K*	**BK** *Black*

Example : PL45FLD01-M-F930BK

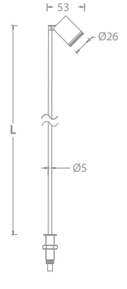

Model	LED	System CBCP(Single)	Dimming	Beam	CRI	CCT	Finish
PL46F	**LD03** *LED 3W*	*2069cd(@3000K Max)*	**M** *MTB Driver* **N** *Single Wire*	**F** *6°-40°* **F** *8°-40°*	**9** *90* **A** *97*	**30** *3000K* **40** *4000K*	**BK** *Black*

Example : PL46FLD03-M-F930BK

SHOWCASE

Light Distribution

PL45F

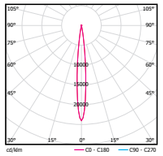

PL45FLD01-M-F930 (Min)

0º Aiming Angle

D(M)	LUX	W	L
0.3	3777.8	0.054	0.054
0.6	944.44	0.108	0.108
1.2	236.11	0.216	0.216
2.4	59.03	0.432	0.432

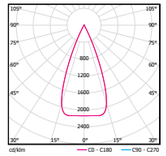

PL45FLD01-M-F930（Max）

0º Aiming Angle

D(M)	LUX	W	L
0.3	866.67	0.234	0.234
0.6	216.67	0.468	0.468
1.2	54.17	0.936	0.936
2.4	13.54	1.872	1.872

PL46F

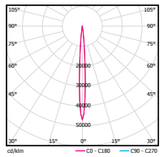

PL46FLD03-M-F930 (Min)

0º Aiming Angle

D(M)	LUX	W	L
0.3	22988.89	0.036	0.036
0.6	5747.22	0.072	0.072
1.2	1436.81	0.144	0.144
2.4	359.2	0.288	0.288

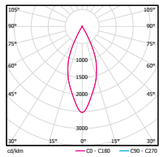

PL46FLD03-M-F930 (Max)

0º Aiming Angle

D(M)	LUX	W	L
0.3	386.67	0.21	0.21
0.6	966.67	0.42	0.42
1.2	241.67	0.84	0.84
2.4	60.42	1.68	1.68

Accessories

Model	Description	Can match luminaires	PIC
MTB-CABLE-1000-BK	*Special extension cable: it is used between MTB power splitter and me / sr47fld05-m series exhibition cabinet luminaires, with a total length of 1m and quick connect plugs at both ends*	*ME45F/SR45F/ME46F/SR46F/ME47F/SR47F*	

Note: the length of the input wire of the original luminaire is about 0.5m.
Special MTB power splitter and extension cord shall be ordered separately.

4LD-350MA10D-LF-C	*Input 220V ~ 240V AC / 50Hz,* *Output 350mA (power 4.5w), 6-30v, support 0-10V dimming, and drive 1-2 exhibition cabinet luminaires (in series).* *Size (L *W* H): 121 * 41 * 22mm*	*ME45F/SR45F/ME46F/SR46F/ME47F/SR47F*	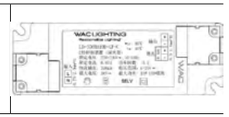

Note: the length of the input wire of the original luminaire is about 0.5m. special electrical components shall be ordered separately (4.5w), excluding cables

· MTB Power divider

LED-MTB

Model	Input	Description	Can match luminaires
MTB-350MA08D-BK	*36V DC*	*36V DC input, 8 output current ports , 350mA(1W) On board and 0-10V dimming*	*ME/SR/PL45FLD*
MTB-700MA08D-BK	*36V DC*	*36V DC input, 8 output current ports , 700mA(2W) On board and 0-10V dimming*	*SLIR3FLD-M SLIR4FLD-M*
MTB-1050MA08D-BK	*36V DC*	*36V DC input, 8 output current ports , 1050 mA 3W On board and 1-10V dimming*	*ME/SR/PL46FLD*
MTB-400MA04D-BK	*36V DC*	*36V DC input, 4 output current ports , 400 mA(5W) On board and 1-10V dimming*	*ME/SR47FLD (5W) ME/SR48WLD 6W*
MTB-500MA04D-BK	*36V DC*	*36V DC input, 4 output current ports , 500 mA 6W On board and 1-10V dimming*	*SLIR5FLD-M*





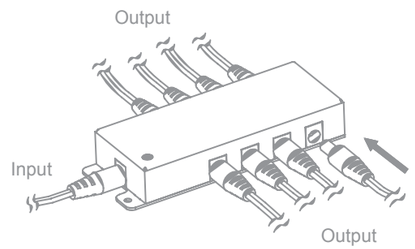

· Function

· Constant Current Output
· Automatically shuts off power supply when the connected luminaire fails.

· 36V DC input
· Fixed MTB Power divider with screws included
· Press Reset button if re-insert LED luminaire is off.

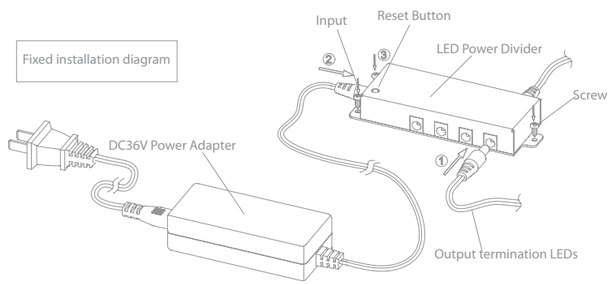

· Color: BK - Black

VIVISTAR

The VIVISTAR optical fiber system is suitable for museum showcase lighting applications. It illuminates museum specimens and cultural relics while providing a safe environment without heat. The system combines the characteristics of fiber optics with the latest energy efficient LED technology at a high color rendition of Ra97.

Shanghai Astronomy Museum
Shanghai

Fiber optic lighting system

Fiber optic lighting system includes generator, cable, bar and luminaire.



- Diminutively designed mechanical system
- Excellent thermal performance to protect the LEDs and extend their rated life
- Fiber Optical System
- LED power: 23.6W
- 3000K, Ra97
- LED light source, energy efficient without IR/UV rays
- On-board Dimming(0-10V available also)

Model	CCT		Finish	
FO-I01LED	**30**	*3000K*	**BK**	*Black*

Example : FO-I01LED-30-BK-C

Fiber optic cable



- Can be customized accordingly
- Diameter 2mm / 3mm / 4mm / 10mm
- Different number of roots
- Different lengths
- 1/8 random distribution technology

Material	Diameter
Professional light guided cable	**2mm/3mm/4mm/10mm**

The length is customized

Optical fiber bar

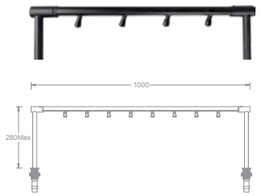

- Aluminum body, matte black finish
- The support bar utilizes premium optical fiber
- Both ends of the light
- Suitable for Φ10 diameter fiber
- 8 per meter with heads out

Model	Length & Beam		Finish	
FO-BP01D *Rotation range:360°* *Hole Size:25mm*	**1001** **1002** **1003**	*1000mm , 10°* *1000mm , 25°* *1000mm , 40°*	**BK**	*Black*

Example : FO-BP01D-1001-BK



- Aluminum body, matte black finish
- The support bar utilizes premium optical fiber
- Both ends of the light
- Suitable for Φ10mm diameter fiber optic cable
- 44 per meter of the light point

Model	Length		Finish	
FO-B01D *Rotation range:360°* *Hole Size:25mm*	**1000** *1000mm*		**BK**	*Black*

Example :FO-B01D-1000-BK

Luminaire head

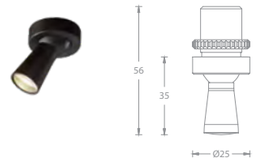

- Aluminum, matte black finish
- Optical lens
- Applicable to Φ2mm, Φ3mm and Φ4mm diameter optical fiber

Model	Beam		Finish	
FO-H01 *Rotation: 60°* *Cutout:20mm*	**N** **F1** **F2**	*10°-25°* *25°-32°* *32°-40°*	**BK**	*Black*

Example :FO-H01-N-BK-C



- Aluminum, matte black finish
- Optical lens
- Applicable to Φ2mm, Φ3mm and Φ4mm diameter fiber optic cable

Model	Beam		Finish	
FO-H02 *Rotation: 60°* *Cutout:15mm*	**N** **F1** **F2**	*10°-25°* *25°-32°* *32°-40°*	**BK**	*Black*

Example :FO-H02-N-BK-C

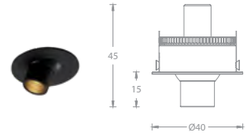

- Aluminum, matte black finish
- Optical lens
- Applicable to Φ2mm, Φ3mm and Φ4mm diameter fiber optic cable

Model	Beam		Finish	
FO-H03 *Rotation range:40°* *Cutout:37mm*	**10** **25** **40**	*10°* *25°* *40°*	**BK**	*Black*

Example :FO-H03-10-BK-C

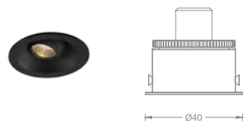

- Aluminum, matte black finish
- Optical lens
- Suitable for Φ2mm, Φ3mm and Φ4mm diameter fiber optic cable

Model	Beam		Finish	
FO-H04 *Rotation range:40°* *Cutout:37mm*	**10** **25** **40**	*10°* *25°* *40°*	**BK**	*Black*

Example :FO-H04-10-BK-C

Bank of Communications New Bund 31 Performing Arts Center
Shanghai

RECESSED CEILING LUMINAIRES



VOLTA 190

VOLTA ROUND DOWNLIGHT - DIRECTIONAL 191
VOLTA ROUND DOWNLIGHT 195
VOLTA ROUND DIRECTIONAL 201
VOLTA ROUND WALL WASHER 207
VOLTA SQUARE DOWNLIGHT - DIRECTIONAL 209
VOLTA SQUARE DOWNLIGHT 213
VOLTA SQUARE DIRECTIONAL 219
VOLTA SMART 225



PLANA PRO 228

PLANA PRO MONO 229
PLANA PRO RGBW 233
PLANA PRO DIRECTIONAL MONO 235
PLANA PRO WALL WASHER MONO 239
PLANA PRO WALL WASHER RGBW 243



ULTRA 246

ULTRA ROUND TRIM 247
ULTRA ROUND TRIMLESS 251
ULTRA SQUARE TRIM 255
ULTRA SQUARE TRIMLESS 259
ULTRA MULTIPLES SQUARE TRIM 263
ULTRA MULTIPLES SQUARE TRIMLESS 267
ULTRA MICRO AND ANTI-FOG 271



ELANA PRO 280

ELANA PRO ROUND DOWNLIGHT 281
ELANA PRO SQUARE DOWNLIGHT 283
ELANA PRO MULTIPLE SQUARE DOWNLIGHT 285



ELANA 288

ELANA DOWNLIGHT 289
ELANA ROUND DIRECTIONAL 291
ELANA SQUARE DIRECTIONAL 293

Beijing International Theatre Center
Beijing

WACLIGHTING.COM.CN



VOLTA

The VOLTA Series is specially designed for the most challenging hospitality and commercial lighting applications. The upgraded heat sink technology, updated with the surround styles, helps enhance its thermal capabilities. VOLTA combines an understated design with robust high performance. Highly efficient and unobtrusive. The VOLTA Architectural Downlights offer a minimalist design with a straightforward look that ensures that it can fit in with a lot of different design motifs and decors. It provides a high-lumen output with a slightly adjustable beam spread that can suit both high-end residential places or commercial settings. This durable and subtle design offers timeless appeal.

WACLIGHTING.COM.CN

VOLTA ROUND DOWNLIGHT - DIRECTIONAL



DLT01



DDT11



DDT11

Specifications

IP20 | 40℃ / -20℃ | High CRI | Dimmable | DMX | DALI

- Body Material: Aluminum
- Optical System: Clear Lens included+Honeycomb
- Finish: Environmentally safe powder coat
- Adjustable Angle:
  DDT11-LD02: 0°-360° horizontal rotation
  and -20°-20° vertical aiming tilt
  DDT11-LD05: 0°-25° vertical aiming tilt
- Wiring: Please refer to wiring schematic diagram at the end of catalog
- Cutout: Ø18mm / Ø36mm / Ø36mm
- Ceiling Thickness: 1mm-15mm
- Cut Off Angle:15°
- LED Type: High Power LED
- LED Wattage, CCT, Lumen Output:
  DLT01 3000K: 100lm
  DDT11 3000K: 175lm 2W / 500lm 5W
- LED Lifetime: >50,000h-L70 / B10-Ta25℃ (LM-80/TM-21)
- LED Color Consistency: 3 SDCM
- Net Weight: 0.01Kg / 0.1Kg / 0.1Kg

Product Features/Optics



1 *12°/15°/17°*



2 *24°*



3 *36°*



5 *50°/55°*



6 *60°*

Product Parameters



Model	Size	Trim	LED Power	System Lumens	Driver	Beam	CCT	Reflector	Finish
DLT	**0** *0.5"*	**1** *Round Trim*	**LD01** *LED 1W*	*41lm(@1W 3000K 17°)* *37lm(@1W 3000K 24°)* *27lm(@1W 3000K 36°)* *63lm(@1W 3000K 60°)*	**T** *DMX512 Dimming* *24V DC Power Supply* **M** *MTB driver* **N** *No Driver*	**1** *17°* **2** *24°* **3** *36°* **6** *60°*	**27** *2700K* **30** *3000K* **35** *3500K* **40** *4000K*	**W** *White*	**WT** *White*
								B *Black*	**BK** *Black*

Example : DLT01-LD01N-230WWT
Note: Except for 60 °, all other Honeycomb standard configuared.
"MTB"needs to be ordered separately and cannot be directly connected to the mains power supply

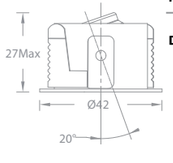

Model	Size	Trim	LED Power	System Lumens	Driver	Beam	CCT	Reflector	Finish
DDT	**1** *1"*	**1** *Round Trim*	**LD02** *LED 2W*	*91lm(@2W 3000K 13°)* *95lm(@2W 3000K 24°)* *89lm(@2W 3000K 36°)* *74lm(@2W 3000K 55°)*	**E** *ON-OFF* **N** *No Driver*	**1** *12°* **2** *24°* **3** *36°* **5** *55°*	**27** *2700K* **30** *3000K* **35** *3500K* **40** *4000K*	**W** *White*	**WT** *White*
								B *Black*	**BK** *Black*

Example : DDT11-LD02E-230WWT

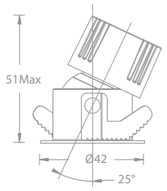

Model	Size	Trim	LED Power	System Lumens	Driver	Beam	CCT	Reflector	Finish
DDT	**1** *1"*	**1** *Round Trim*	**LD05** *LED 5W*	*274lm(@5W 3000K 15°)* *235lm(@5W 3000K 24°)* *218lm(@5W 3000K 36°)* *184lm(@5W 3000K 50°)*	**E** *ON-OFF* **D** *0-10V Dimming* **A** *DALI* **N** *No Driver*	**1** *15°* **2** *24°* **3** *36°* **5** *50°*	**27** *2700K* **30** *3000K* **35** *3500K* **40** *4000K* **50** *5000K*	**W** *White*	**WT** *White*
								B *Black*	**BK** *Black*

Example : DDT11-LD05E-230WWT

Light Distribution

DLT01

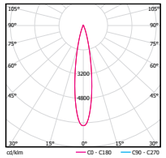

DLT01-LD01T-130WWT

0° Aiming Angle

D(M)	LUX	W	L
1	271	0.33	0.33
2	68	0.66	0.66
3	30	0.99	0.99
4	17	1.32	1.32

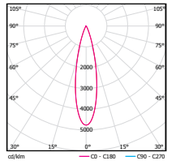

DLT01-LD01T-230WWT

0° Aiming Angle

D(M)	LUX	W	L
1	178	0.43	0.43
2	45	0.86	0.86
3	20	1.29	1.29
4	11	1.72	1.72

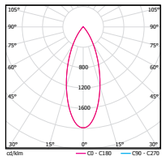

DLT01-LD01T-330WWT

0° Aiming Angle

D(M)	LUX	W	L
1	53	0.69	0.69
2	13	1.38	1.38
3	6	2.07	2.07
4	3	2.76	2.76

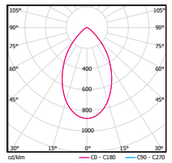

DLT01-LD01T-630WWT

0° Aiming Angle

D(M)	LUX	W	L
1	55	1.20	1.20
2	14	2.40	2.40
3	6	3.60	3.60
4	3	4.80	4.80

DDT11-LD02

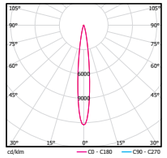

DDT11-LD02E-130WWT

0° Aiming Angle

D(M)	LUX	W	L
1	1122	0.23	0.23
2	281	0.46	0.46
3	125	0.69	0.69
4	70	0.92	0.92

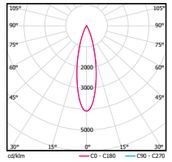

DDT11-LD02E-230WWT

0° Aiming Angle

D(M)	LUX	W	L
1	390	0.45	0.45
2	98	0.90	0.90
3	43	1.35	1.35
4	24	1.80	1.80

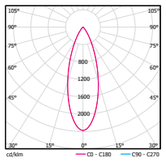

DDT11-LD02E-330WWT

0° Aiming Angle

D(M)	LUX	W	L
1	211	0.61	0.61
2	53	1.22	1.22
3	23	1.83	1.83
4	13	2.44	2.44

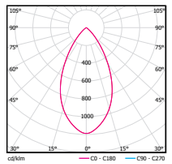

DDT11-LD02E-530WWT

0° Aiming Angle

D(M)	LUX	W	L
1	88	1.00	1.00
2	22	2.00	2.00
3	10	3.00	3.00
4	6	4.00	4.00

DDT11-LD05

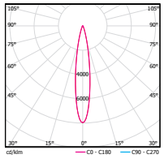

DDT11-LD05E-130WWT

0° Aiming Angle

D(M)	LUX	W	L
1	2185	0.30	0.30
2	546	0.60	0.60
3	243	0.90	0.90
4	137	1.20	1.20

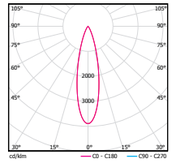

DDT11-LD05E-230WWT

0° Aiming Angle

D(M)	LUX	W	L
1	914	0.45	0.45
2	229	0.90	0.90
3	102	1.35	1.35
4	57	1.80	1.80

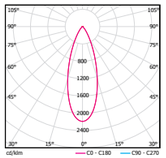

DDT11-LD05E-330WWT

0° Aiming Angle

D(M)	LUX	W	L
1	477	0.63	0.63
2	119	1.26	1.26
3	53	1.89	1.89
4	30	2.52	2.52

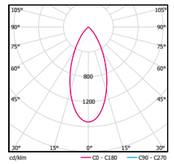

DDT11-LD05E-530WWT

0° Aiming Angle

D(M)	LUX	W	L
1	281	0.82	0.82
2	70	1.64	1.64
3	31	2.46	2.46
4	18	3.28	3.28

J Hotel Shanghai Tower
Shanghai

VOLTA ROUND DOWNLIGHT



DLT21 DLT31 DLT41 DLT51 DLT61

Specifications

IP20 | 40℃ / -20℃ | High CRI | Input 220V AC/50Hz | Dimmable | DALI | CCT Tunable

- Body Material: Aluminum
- Optical System: Clear Lens included+Reflector
- Finish: Environmentally safe powder coat
- Accessories/Brackets: Various Optical Accessories
- Wiring: Please refer to wiring schematic diagram at the end of catalog
- Cutout: Ø55mm / Ø75mm / Ø100mm / Ø125mm / Ø150mm
- Ceiling Thickness: 1mm-20mm / 1mm-25mm / 1mm-30mm
- Cut Off Angle: 30°
- LED Wattage, CCT, Lumen Output:
  DLT21 3000K: 720lm 8W
  DLT31 3000K: 720lm 8W / 800lm 7W / 1150lm 10W / 1495lm 13W
  DLT41 3000K: 720lm 8W / 1465lm 13W / 1975lm 18W
  DLT51 3000K: 1975lm 18W / 2160lm 24W / 2610lm 25W / 3255lm 32W
  DLT61 3000K: 3000lm 32W / 3830lm 32W / 4505lm 43W
- LED Lifetime: >50,000h-L70 / B10-Ta25℃ (LM-80/TM-21)
- LED Color Consistency: 3 SDCM
- Net Weight: 0.2Kg /0.35Kg /0.6Kg / 1.0Kg / 1.7Kg

Product Features/Optics



S *8°* **1** *15°/18°* **2** *24°/28°* **3** *36°/38°* **5** *50°*

Product Parameters

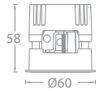

Model	Size	Trim	LED Power	System Lumens	Driver	Beam	CCT	Reflector	Finish
DLT	**2** *2"*	**1** *Round Trim (IP44 Aperture)*	**LD08** *LED 8W*	*397lm(@8W 3000K 15°)* *455lm(@8W 3000K 24°)* *445lm(@8W 3000K 36°)* *302lm(@8W 3000K 50°)*	**E** *ON-OFF* **D** *0-10V Dimming* **A** *DALI* **N** *No Driver*	**1** *15°* **2** *24°* **3** *36°* **5** *50°*	**27** *2700K* **30** *3000K* **35** *3500K* **40** *4000K* **50** *5000K*	**B** *Black* **S** *Specular*	**WT** *White* **BK** *Black*
DLT	**2** *2"*	**1** *Round Trim (IP44 Aperture)*	**LD07** *LED 7W*	*395lm(@7W 3000K 24°)* *380lm(@7W 3000K 36°)* *348lm(@7W 3000K 50°)*	**E** *ON-OFF* **D** *0-10V Dimming* **A** *DALI* **N** *No Driver*	**2** *24°* **4** *36°* **5** *50°*	**CC** *2700K-6000K (Tunable)*	**B** *Black* **S** *Specular*	**WT** *White* **BK** *Black*

Example : DLT21-LD08E-230SWT

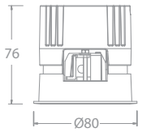

Model	Size	Trim	LED Power	System Lumens	Driver	Beam	CCT	Reflector	Finish
DLT	**3** *3"*	**1** *Round Trim (IP44 Aperture)*	**LD08** *LED 8W*	*375lm(@8W 3000K 8°)*	**E** *ON-OFF* **D** *0-10V Dimming*	**S** *8°*	**27** *2700K* **30** *3000K* **35** *3500K* **40** *4000K* **50** *5000K*	**B** *Black* **S** *Specular*	**WT** *White* **BK** *Black*
DLT	**3** *3"*	**1** *Round Trim (IP44 Aperture)*	**LM07** *COB 7W* **LM10** *COB 10W* **LM13** *COB 13W*	*438lm(@7W 3000K 15°)* *554lm(@7W 3000K 24°)* *456lm(@7W 3000K 36°)* *378lm(@7W 3000K 50°)* *542lm(@10W 3000K 15°)*	**E** *ON-OFF* **D** *0-10V Dimming*	**1** *15°* **2** *24°* **3** *36°* **5** *50°*	**27** *2700K* **30** *3000K* **35** *3500K* **40** *4000K* **50** *5000K*	**B** *Black* **S** *Specular*	**WT** *White* **BK** *Black*
DLT	**3** *3"*	**1** *Round Trim (IP44 Aperture)*	**LM13** *COB 13W*	*685lm(@10W 3000K 24°)* *564lm(@10W 3000K 36°)* *467lm(@10W 3000K 50°)* *710lm(@13W 3000K 15°)* *896lm(@13W 3000K 24°)* *738lm(@13W 3000K 36°)* *612lm(@13W 3000K 50°)*	**N** *No Driver* **A** *DALI*	**1** *15°* **2** *24°* **3** *36°* **5** *50°*	**27** *2700K* **30** *3000K* **35** *3500K* **40** *4000K* **50** *5000K*	**B** *Black* **S** *Specular*	**WT** *White* **BK** *Black*
DLT	**3** *3"*	**1** *Round Trim (IP44 Aperture)*	**LM13** *COB 13W*	*935lm(@13W 3000K 18°)* *1035lm(@13W 3000K 28°)* *1024lm(@13W 3000K 36°)* *677lm(@13W 3000K 50°)*	**N** *No Driver* **A** *DALI*	**1** *18°* **2** *28°* **3** *38°* **5** *50°*	**CC** *2700K-6000K (Tunable)*	**B** *Black* **S** *Specular*	**WT** *White* **BK** *Black*

Example : DLT31-LM13E-230SWT

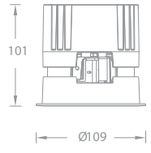

Model	Size	Trim	LED Power	System Lumens	Driver	Beam	CCT	Reflector	Finish
DLT	**4** *4"*	**1** *Round Trim (IP44 Aperture)*	**LD08** *LED 8W*	*375lm(@8W 3000K 8°)*	**E** *ON-OFF* **D** *0-10V Dimming*	**S** *8°*	**27** *2700K* **30** *3000K* **35** *3500K* **40** *4000K* **50** *5000K*	**B** *Black* **S** *Specular*	**WT** *White* **BK** *Black*
DLT	**4** *4"*	**1** *Round Trim (IP44 Aperture)*	**LM13** *COB 13W* **LM18** *COB 18W*	*884lm(@13W 3000K 15°)* *1128lm(@13W 3000K 24°)* *1204lm(@13W 3000K 36°)* *995lm(@13W 3000K 50°)* *1258lm(@18W 3000K 15°)*	**E** *ON-OFF* **D** *0-10V Dimming*	**1** *15°* **2** *24°* **3** *36°* **5** *50°*	**27** *2700K* **30** *3000K* **35** *3500K* **40** *4000K* **50** *5000K*	**B** *Black* **S** *Specular*	**WT** *White* **BK** *Black*
DLT	**4** *4"*	**1** *Round Trim (IP44 Aperture)*	**LM18** *COB 18W*	*1604lm(@18W 3000K 24°)* *1712lm(@18W 3000K 36°)* *1414lm(@18W 3000K 50°)*	**N** *No Driver* **A** *DALI*	**1** *15°* **2** *24°* **3** *36°* **5** *50°*	**27** *2700K* **30** *3000K* **35** *3500K* **40** *4000K* **50** *5000K*	**B** *Black* **S** *Specular*	**WT** *White* **BK** *Black*
DLT	**4** *4"*	**1** *Round Trim (IP44 Aperture)*	**LM18** *COB 18W*	*1349lm(@18W 3000K 18°)* *1384lm(@18W 3000K 28°)* *1421lm(@18W 3000K 38°)* *1184lm(@18W 3000K 50°)*	**N** *No Driver* **A** *DALI*	**1** *18°* **2** *28°* **3** *38°* **5** *50°*	**CC** *2700K-6000K (Tunable)*	**B** *Black* **S** *Specular*	**WT** *White* **BK** *Black*

Example : DLT41-LM13E-230SWT

Product Parameters

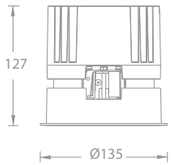

Model	Size	Trim	LED Power	System Lumens	Driver	Beam	CCT	Reflector	Finish
DLT	**5** *5"*	**1** *Round Trim (IP44 Aperture)*	**LD24** *LED 24W*	*1125lm(@24W 3000K 8°)*	**E** *ON-OFF* **D** *0-10V Dimming*	**S** *8°*	**27** *2700K* **30** *3000K* **35** *3500K* **40** *4000K* **50** *5000K*	**B** *Black* **S** *Specular*	**WT** *White* **BK** *Black*
DLT	**5** *5"*	**1** *Round Trim (IP44 Aperture)*	**LM18** *COB 18W* **LM25** *COB 25W* **LM32** *COB 32W*	*1609lm(@18W 3000K 15°)* *1640lm(@18W 3000K 24°)* *1783lm(@18W 3000K 36°)* *1538lm(@18W 3000K 50°)* *2111lm(@25W 3000K 15°)*	**E** *ON-OFF* **D** *0-10V Dimming*	**1** *15°* **2** *24°* **3** *36°* **5** *50°*	**27** *2700K* **30** *3000K* **35** *3500K* **40** *4000K* **50** *5000K*	**B** *Black* **S** *Specular*	**WT** *White* **BK** *Black*
DLT	**5** *5"*	**1** *Round Trim (IP44 Aperture)*	**LM32** *COB 32W*	*2152lm(@25W 3000K 24°)* *2340lm(@25W 3000K 36°)* *2018lm(@25W 3000K 50°)* *2630lm(@32W 3000K 15°)* *2682lm(@32W 3000K 24°)* *2916lm(@32W 3000K 36°)* *2514lm(@32W 3000K 50°)*	**N** *No Driver* **A** *DALI*	**1** *15°* **2** *24°* **3** *36°* **5** *50°*	**27** *2700K* **30** *3000K* **35** *3500K* **40** *4000K* **50** *5000K*	**B** *Black* **S** *Specular*	**WT** *White* **BK** *Black*
DLT	**5** *5"*	**1** *Round Trim (IP44 Aperture)*	**LM25** *COB 25W*	*2094lm(@25W 3000K 18°)* *1967lm(@25W 3000K 28°)* *2142lm(@25W 3000K 38°)* *1830lm(@25W 3000K 50°)*	**N** *No Driver* **A** *DALI*	**1** *18°* **2** *28°* **3** *38°* **5** *50°*	**CC** *2700K-6000K (Tunable)*	**B** *Black* **S** *Specular*	**WT** *White* **BK** *Black*

Example : DLT51-LM18E-230SWT

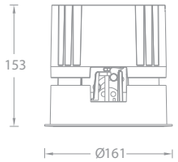

Model	Size	Trim	LED Power	System Lumens	Driver	Beam	CCT	Reflector	Finish
DLT	**6** *6"*	**1** *Round Trim (IP44 Aperture)*	**LD32** *LED 32W*	*1500lm(@32W 3000K 8°)*	**E** *ON-OFF* **D** *0-10V Dimming*	**S** *8°*	**27** *2700K* **30** *3000K* **35** *3500K* **40** *4000K* **50** *5000K*	**B** *Black* **S** *Specular*	**WT** *White* **BK** *Black*
DLT	**6** *6"*	**1** *Round Trim (IP44 Aperture)*	**LM32** *COB 32W* **LM43** *COB 43W*	*2393lm(@32W 3000K 15°)* *3015lm(@32W 3000K 24°)* *3001lm(@32W 3000K 36°)* *2830lm(@32W 3000K 50°)* *3108lm(@43W 3000K 15°)*	**E** *ON-OFF* **D** *0-10V Dimming*	**1** *15°* **2** *24°* **3** *36°* **5** *50°*	**27** *2700K* **30** *3000K* **35** *3500K* **40** *4000K* **50** *5000K*	**B** *Black* **S** *Specular*	**WT** *White* **BK** *Black*
DLT	**6** *6"*	**1** *Round Trim (IP44 Aperture)*	**LM43** *COB 43W*	*3916lm(@43W 3000K 24°)* *3897lm(@43W 3000K 36°)* *3675lm(@43W 3000K 50°)*	**N** *No Driver* **A** *DALI*	**1** *15°* **2** *24°* **3** *36°* **5** *50°*	**27** *2700K* **30** *3000K* **35** *3500K* **40** *4000K* **50** *5000K*	**B** *Black* **S** *Specular*	**WT** *White* **BK** *Black*
DLT	**6** *6"*	**1** *Round Trim (IP44 Aperture)*	**LM43** *COB 43W*	*3254lm(@43W 3000K 18°)* *3271lm(@43W 3000K 28°)* *3367lm(@43W 3000K 38°)* *3249lm(@43W 3000K 50°)*	**N** *No Driver* **A** *DALI*	**1** *18°* **2** *28°* **3** *38°* **5** *50°*	**CC** *2700K-6000K (Tunable)*	**B** *Black* **S** *Specular*	**WT** *White* **BK** *Black*

Example : DLT61-LM32E-230SWT

WACLIGHTING.COM.CN

Light Distribution

DLT21

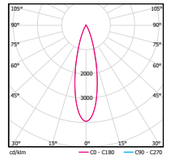

DLT21-LD08E-130SWT

0° Aiming Angle

D(M)	LUX	W	L
1	2992	0.31	0.31
2	748	0.62	0.62
3	332	0.93	0.93
4	187	1.24	1.24

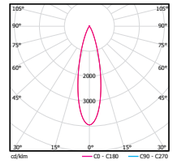

DLT21-LD08E-230SWT

0° Aiming Angle

D(M)	LUX	W	L
1	1795	0.50	0.50
2	449	1.00	1.00
3	199	1.50	1.50
4	112	2.00	2.00

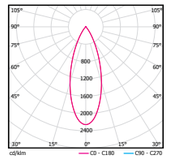

DLT21-LD08E-330SWT

0° Aiming Angle

D(M)	LUX	W	L
1	1005	0.66	0.66
2	251	1.32	1.32
3	112	1.98	1.98
4	63	2.64	2.64

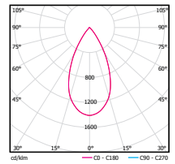

DLT21-LD08E-530SWT

0° Aiming Angle

D(M)	LUX	W	L
1	426	0.96	0.96
2	107	1.92	1.92
3	47	2.88	2.88
4	27	3.84	3.84

DLT31

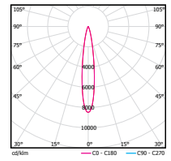

DLT31-LM10E-130SWT

0° Aiming Angle

D(M)	LUX	W	L
1	4604	0.28	0.28
2	1151	0.56	0.56
3	512	0.84	0.84
4	288	1.12	1.12

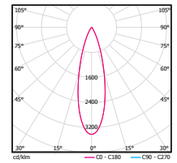

DLT31-LM10E-230SWT

0° Aiming Angle

D(M)	LUX	W	L
1	2341	0.50	0.50
2	585	1.00	1.00
3	260	1.50	1.50
4	146	2.00	2.00

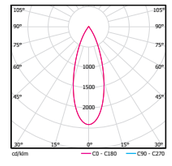

DLT31-LM10E-330SWT

0° Aiming Angle

D(M)	LUX	W	L
1	1361	0.63	0.63
2	340	1.26	1.26
3	151	1.89	1.89
4	85	2.52	2.52

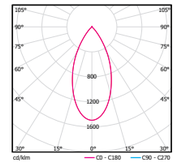

DLT31-LM10E-530SWT

0° Aiming Angle

D(M)	LUX	W	L
1	698	0.88	0.88
2	175	1.76	1.76
3	78	2.64	2.64
4	44	3.52	3.52

DLT41

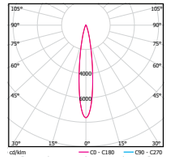

DLT41-LM18E-130SWT

0° Aiming Angle

D(M)	LUX	W	L
1	9597	0.3	0.3
2	2399	0.6	0.6
3	1066	0.9	0.9
4	600	1.2	1.2

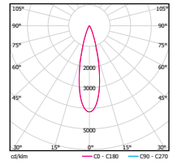

DLT41-LM18E-230SWT

0° Aiming Angle

D(M)	LUX	W	L
1	6695	0.5	0.5
2	1674	0.9	0.9
3	744	1.4	1.4
4	418	1.8	1.8

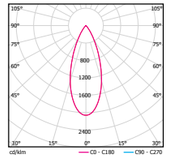

DLT41-LM18E-330SWT

0° Aiming Angle

D(M)	LUX	W	L
1	3529	0.7	0.7
2	882	1.4	1.4
3	392	2.1	2.1
4	221	2.8	2.8

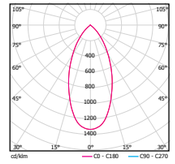

DLT41-LM18E-530SWT

0° Aiming Angle

D(M)	LUX	W	L
1	1890	0.9	0.9
2	473	1.8	1.8
3	210	2.7	2.7
4	118	3.6	3.6

WACLIGHTING.COM.CN

Light Distribution

DLT51

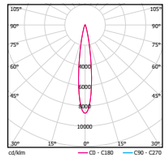

DLT51-LM25E-130SWT

0° Aiming Angle

D(M)	LUX	W	L
1	18431	0.3	0.3
2	4608	0.6	0.6
3	2048	0.9	0.9
4	1152	1.1	1.1

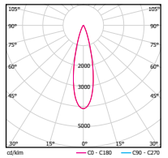

DLT51-LM25E-230SWT

0° Aiming Angle

D(M)	LUX	W	L
1	8847	0.5	0.5
2	2212	0.9	0.9
3	983	1.4	1.4
4	553	1.8	1.8

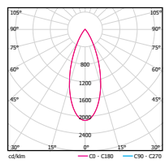

DLT51-LM25E-330SWT

0° Aiming Angle

D(M)	LUX	W	L
1	4905	0.7	0.7
2	1226	1.4	1.4
3	545	2.1	2.1
4	307	2.8	2.8

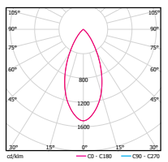

DLT51-LM25E-530SWT

0° Aiming Angle

D(M)	LUX	W	L
1	3033	0.9	0.9
2	758	1.7	1.7
3	337	2.6	2.6
4	190	3.4	3.4

DLT61

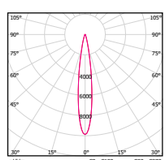

DLT61-LM43E-130SWT

0° Aiming Angle

D(M)	LUX	W	L
1	30695	0.3	0.3
2	7674	0.5	0.5
3	3411	0.8	0.8
4	1918	1.1	1.1

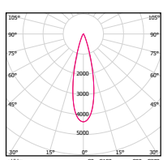

DLT61-LM43E-230SWT

0° Aiming Angle

D(M)	LUX	W	L
1	17104	0.5	0.5
2	4276	0.9	0.9
3	1900	1.4	1.4
4	1069	1.8	1.8

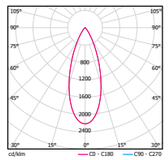

DLT61-LM43E-330SWT

0° Aiming Angle

D(M)	LUX	W	L
1	8637	0.7	0.7
2	2159	1.3	1.3
3	960	2.0	2.0
4	540	2.7	2.7

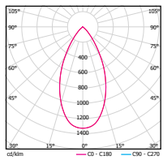

DLT61-LM43E-530SWT

0° Aiming Angle

D(M)	LUX	W	L
1	4885	1.0	1.0
2	1221	1.9	1.9
3	543	2.9	2.9
4	305	3.8	3.8

Accessories

Lenses/Filters

Model	Beam Elongator	Honeycomb
		
DLT21	LENS-DLT21-BEL	LENS-DLT21-HCL
DLT31	LENS-DLT31-BEL	LENS-DLT31-HCL
DLT41	LENS-DLT41-BEL	LENS-DLT41-HCL
DLT51	LENS-DLT51-BEL	LENS-DLT51-HCL
DLT61	LENS-DLT61-BEL	LENS-DLT61-HCL

Note：Only one piese accessory allowed and need to order separately

VOLTA ROUND DIRECTIONAL



DDT21 DDT31 DDT41 DDT51 DDT61

Specifications

IP20 | 40℃ / -20℃ | High CRI | Input 220V AC/50Hz | Dimmable | DALI | CCT Tunable

- Body Material: Aluminum
- Optical System: Clear Lens included+Reflector
- Finish: Environmentally safe powder coat
- Adjustable Angle: 0°-25° vertical aiming tilt
- Accessories/Brackets: Various Optical Accessories
- Wiring: Please refer to wiring schematic diagram at the end of catalog
- Cutout: Ø55mm / Ø75mm / Ø100mm / Ø125mm / Ø150mm
- Ceiling Thickness: 1mm-15mm / 1mm-15mm / 1mm-20mm / 1mm-25mm / 1mm-30mm
- Cut Off Angle: 30°
- LED Type: COB
- LED Wattage, CCT, Lumen Output:
  DDT21 3000K: 800lm 7W / 720lm 8W
  DDT31 3000K: 800lm 7W / 720lm 8W / 1150lm 10W / 1495lm 13W
  DDT41 3000K: 720lm 8W / 1465lm 13W / 1975lm 18W
  DDT51 3000K: 1975lm 18W / 2160lm 24W / 2610lm 25W / 3255lm 32W
  DDT61 3000K: 3000lm 32W / 3830lm 32W / 4505lm 43W
- LED Lifetime: >50,000h-L70 / B10-Ta25℃ (LM-80/TM-21)
- LED Color Consistency: 3 SDCM
- Net Weight: 0.2Kg / 0.35Kg / 0.6Kg / 1.0Kg / 1.7Kg

Product Features/Optics



S *8°* **1** *15°/18°* **2** *24°/28°* **3** *36°/38°* **5** *50°*

Product Parameters

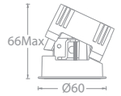

Model	Size	Trim	LED Power	System Lumens	Driver	Beam	CCT	Reflector	Finish
DDT	**2** *2"*	**1** *Round Trim (IP44 Aperture)*	**LD08** *LED 8W*	*397lm(@8W 3000K 15°)* *455lm(@8W 3000K 24°)* *445lm(@8W 3000K 36°)* *302lm(@8W 3000K 50°)*	**E** *ON-OFF* **D** *0-10V Dimming* **A** *DALI* **N** *No Driver*	**1** *15°* **2** *24°* **3** *36°* **5** *50°*	**27** *2700K* **30** *3000K* **35** *3500K* **40** *4000K* **50** *5000K*	**B** *Black* **S** *Specular*	**WT** *White* **BK** *Black*
DDT	**2** *2"*	**1** *Round Trim (IP44 Aperture)*	**LD07** *LED 7W*	*395lm(@7W 3000K 24°)* *380lm(@7W 3000K 36°)* *348lm(@7W 3000K 50°)*	**E** *ON-OFF* **D** *0-10V Dimming* **A** *DALI* **N** *No Driver*	**2** *24°* **4** *36°* **5** *50°*	**CC** *2700K-6000K (Tunable)*	**B** *Black* **S** *Specular*	**WT** *White* **BK** *Black*

Example : DDT21-LD08E-230SWT

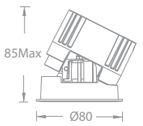

Model	Size	Trim	LED Power	System Lumens	Driver	Beam	CCT	Reflector	Finish
DDT	**3** *3"*	**1** *Round Trim (IP44 Aperture)*	**LD08** *LED 8W*	*375lm(@8W 3000K 8°)*	**E** *ON-OFF* **D** *0-10V Dimming*	**S** *8°*	**27** *2700K* **30** *3000K* **35** *3500K* **40** *4000K* **50** *5000K*	**B** *Black* **S** *Specular*	**WT** *White* **BK** *Black*
DDT	**3** *3"*	**1** *Round Trim (IP44 Aperture)*	**LM07** *COB 7W* **LM10** *COB 10W* **LM13** *COB 13W*	*438lm(@7W 3000K 15°)* *554lm(@7W 3000K 24°)* *456lm(@7W 3000K 36°)* *378lm(@7W 3000K 55°)* *542lm(@10W 3000K 15°)* *685lm(@10W 3000K 24°)* *564lm(@10W 3000K 36°)* *467lm(@10W 3000K 50°)* *710lm(@13W 3000K 15°)* *896lm(@13W 3000K 24°)* *738lm(@13W 3000K 36°)* *612lm(@13W 3000K 50°)*	**E** *ON-OFF* **D** *0-10V Dimming*	**1** *15°* **2** *24°* **3** *36°* **5** *50°*	**27** *2700K* **30** *3000K* **35** *3500K* **40** *4000K* **50** *5000K*	**B** *Black* **S** *Specular*	**WT** *White* **BK** *Black*
DDT	**3** *3"*	**1** *Round Trim (IP44 Aperture)*	**LM18** *COB 13W*		**N** *No Driver* **A** *DALI*	**1** *15°* **2** *24°* **3** *36°* **5** *50°*	**27** *2700K* **30** *3000K* **35** *3500K* **40** *4000K* **50** *5000K*	**B** *Black* **S** *Specular*	**WT** *White* **BK** *Black*
DDT	**3** *3"*	**1** *Round Trim (IP44 Aperture)*	**LM13** *COB 13W*	*935lm(@13W 3000K 18°)* *1035lm(@13W 3000K 28°)* *1024lm(@13W 3000K 36°)* *677lm(@13W 3000K 50°)*	**N** *No Driver* **A** *DALI*	**1** *18°* **2** *28°* **3** *38°* **5** *50°*	**CC** *2700K-6000K (Tunable)*	**B** *Black* **S** *Specular*	**WT** *White* **BK** *Black*

Example : DDT31-LM13E-230SWT

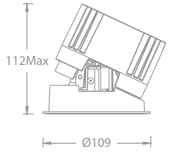

Model	Size	Trim	LED Power	System Lumens	Driver	Beam	CCT	Reflector	Finish
DDT	**4** *4"*	**1** *Round Trim (IP44 Aperture)*	**LD08** *LED 8W*	*375lm(@8W 3000K 8°)*	**E** *ON-OFF* **D** *0-10V Dimming*	**S** *8°*	**27** *2700K* **30** *3000K* **35** *3500K* **40** *4000K* **50** *5000K*	**B** *Black* **S** *Specular*	**WT** *White* **BK** *Black*
DDT	**4** *4"*	**1** *Round Trim (IP44 Aperture)*	**LM13** *COB 13W* **LM18** *COB 18W*	*884lm(@13W 3000K 15°)* *1128lm(@13W 3000K 24°)* *1204lm(@13W 3000K 36°)* *995lm(@13W 3000K 50°)* *1258lm(@18W 3000K 15°)* *1604lm(@18W 3000K 24°)* *1712lm(@18W 3000K 36°)* *1414lm(@18W 3000K 50°)*	**E** *ON-OFF* **D** *0-10V Dimming*	**1** *15°* **2** *24°* **3** *36°* **5** *50°*	**27** *2700K* **30** *3000K* **35** *3500K* **40** *4000K* **50** *5000K*	**B** *Black* **S** *Specular*	**WT** *White* **BK** *Black*
DDT	**4** *4"*	**1** *Round Trim (IP44 Aperture)*	**LM18** *COB 18W*		**N** *No Driver* **A** *DALI*	**1** *15°* **2** *24°* **3** *36°* **5** *50°*	**27** *2700K* **30** *3000K* **35** *3500K* **40** *4000K* **50** *5000K*	**B** *Black* **S** *Specular*	**WT** *White* **BK** *Black*
DDT	**4** *4"*	**1** *Round Trim (IP44 Aperture)*	**LM18** *COB 18W*	*1349lm(@18W 3000K 18°)* *1384lm(@18W 3000K 28°)* *1421lm(@18W 3000K 38°)* *1184lm(@18W 3000K 50°)*	**N** *No Driver* **A** *DALI*	**1** *18°* **2** *28°* **3** *38°* **5** *50°*	**CC** *2700K-6000K (Tunable)*	**B** *Black* **S** *Specular*	**WT** *White* **BK** *Black*

Example : DDT41-LM13E-230SWT

Product Parameters

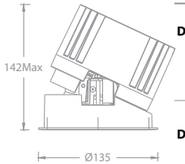

Model	Size	Trim	LED Power	System Lumens	Driver	Beam	CCT	Reflector	Finish
DDT	**5** *5"*	**1** *Round Trim (IP44 Aperture)*	**LD24** *LED 24W*	*1125lm(@24W 3000K 8°)*	**E** *ON-OFF* **D** *0-10V Dimming*	**S** *8°*	**27** *2700K* **30** *3000K* **35** *3500K* **40** *4000K* **50** *5000K*	**B** *Black* **S** *Specular*	**WT** *White* **BK** *Black*
DDT	**5** *5"*	**1** *Round Trim (IP44 Aperture)*	**LM18** *COB 18W* **LM25** *COB 25W* **LM32** *COB 32W*	*1609lm(@18W 3000K 15°)* *1640lm(@18W 3000K 24°)* *1783lm(@18W 3000K 36°)* *1538lm(@18W 3000K 50°)* *2111lm(@25W 3000K 15°)*	**E** *ON-OFF* **D** *0-10V Dimming*	**1** *15°* **2** *24°* **3** *36°* **5** *50°*	**27** *2700K* **30** *3000K* **35** *3500K* **40** *4000K* **50** *5000K*	**B** *Black* **S** *Specular*	**WT** *White* **BK** *Black*
DDT	**5** *5"*	**1** *Round Trim (IP44 Aperture)*	**LM32** *COB 32W*	*2152lm(@25W 3000K 24°)* *2340lm(@25W 3000K 36°)* *2018lm(@25W 3000K 50°)* *2630lm(@32W 3000K 15°)* *2682lm(@32W 3000K 24°)* *2916lm(@32W 3000K 36°)* *2514lm(@32W 3000K 50°)*	**N** *No Driver* **A** *DALI*	**1** *15°* **2** *24°* **3** *36°* **5** *50°*	**27** *2700K* **30** *3000K* **35** *3500K* **40** *4000K* **50** *5000K*	**B** *Black* **S** *Specular*	**WT** *White* **BK** *Black*
DDT	**5** *5"*	**1** *Round Trim (IP44 Aperture)*	**LM25** *COB 25W*	*2094lm(@25W 3000K 18°)* *1967lm(@25W 3000K 28°)* *2142lm(@25W 3000K 38°)* *1830lm(@25W 3000K 50°)*	**N** *No Driver* **A** *DALI*	**1** *18°* **2** *28°* **3** *38°* **5** *50°*	**CC** *2700K-6000K (Tunable)*	**B** *Black* **S** *Specular*	**WT** *White* **BK** *Black*

Example : DDT51-LM18E-230SWT

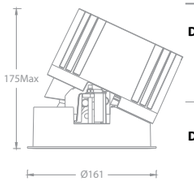

Model	Size	Trim	LED Power	System Lumens	Driver	Beam	CCT	Reflector	Finish
DDT	**6** *6"*	**1** *Round Trim (IP44 Aperture)*	**LD32** *LED 32W*	*1500lm(@32W 3000K 8°)*	**E** *ON-OFF* **D** *0-10V Dimming*	**S** *8°*	**27** *2700K* **30** *3000K* **35** *3500K* **40** *4000K* **50** *5000K*	**B** *Black* **S** *Specular*	**WT** *White* **BK** *Black*
DDT	**6** *6"*	**1** *Round Trim (IP44 Aperture)*	**LM32** *COB 32W* **LM43** *COB 43W*	*2393lm(@32W 3000K 15°)* *3015lm(@32W 3000K 24°)* *3001lm(@32W 3000K 36°)* *2830lm(@32W 3000K 50°)* *3108lm(@43W 3000K 15°)*	**E** *ON-OFF* **D** *0-10V Dimming*	**1** *15°* **2** *24°* **3** *36°* **5** *50°*	**27** *2700K* **30** *3000K* **35** *3500K* **40** *4000K* **50** *5000K*	**B** *Black* **S** *Specular*	**WT** *White* **BK** *Black*
DDT	**6** *6"*	**1** *Round Trim (IP44 Aperture)*	**LM43** *COB 43W*	*3916lm(@43W 3000K 24°)* *3897lm(@43W 3000K 36°)* *3675lm(@43W 3000K 50°)*	**N** *No Driver* **A** *DALI*	**1** *15°* **2** *24°* **3** *36°* **5** *50°*	**27** *2700K* **30** *3000K* **35** *3500K* **40** *4000K* **50** *5000K*	**B** *Black* **S** *Specular*	**WT** *White* **BK** *Black*
DDT	**6** *6"*	**1** *Round Trim (IP44 Aperture)*	**LM43** *COB 43W*	*3254lm(@43W 3000K 18°)* *3271lm(@43W 3000K 28°)* *3367lm(@43W 3000K 38°)* *3249lm(@43W 3000K 50°)*	**N** *No Driver* **A** *DALI*	**1** *18°* **2** *28°* **3** *38°* **5** *50°*	**CC** *2700K-6000K (Tunable)*	**B** *Black* **S** *Specular*	**WT** *White* **BK** *Black*

Example : DDT61-LM32E-230SWT

Light Distribution

DDT21

DDT21-LD08E-130SWT

0° Aiming Angle

D(M)	LUX	W	L
1	2992	0.31	0.31
2	748	0.62	0.62
3	332	0.93	0.93
4	187	1.24	1.24

DDT21-LD08E-230SWT

0° Aiming Angle

D(M)	LUX	W	L
1	1795	0.50	0.50
2	449	1.00	1.00
3	199	1.50	1.50
4	112	2.00	2.00

DDT21-LD08E-330SWT

0° Aiming Angle

D(M)	LUX	W	L
1	1005	0.66	0.66
2	251	1.32	1.32
3	112	1.98	1.98
4	63	2.64	2.64

DDT21-LD08E-530SWT

0° Aiming Angle

D(M)	LUX	W	L
1	426	0.96	0.96
2	107	1.92	1.92
3	47	2.88	2.88
4	27	3.84	3.84

DDT31

DDT31-LM10E-130SWT

0° Aiming Angle

D(M)	LUX	W	L
1	4604	0.28	0.28
2	1151	0.56	0.56
3	512	0.84	0.84
4	288	1.12	1.12

DDT31-LM10E-230SWT

0° Aiming Angle

D(M)	LUX	W	L
1	2341	0.50	0.50
2	585	1.00	1.00
3	260	1.50	1.50
4	146	2.00	2.00

DDT31-LM10E-330SWT

0° Aiming Angle

D(M)	LUX	W	L
1	1361	0.63	0.63
2	340	1.26	1.26
3	151	1.89	1.89
4	85	2.52	2.52

DDT31-LM10E-530SWT

0° Aiming Angle

D(M)	LUX	W	L
1	698	0.88	0.88
2	175	1.76	1.76
3	78	2.64	2.64
4	44	3.52	3.52

DDT41

DDT41-LM18E-130SWT

0° Aiming Angle

D(M)	LUX	W	L
1	9597	0.3	0.3
2	2399	0.6	0.6
3	1066	0.9	0.9
4	600	1.2	1.2

DDT41-LM18E-230SWT

0° Aiming Angle

D(M)	LUX	W	L
1	6695	0.5	0.5
2	1674	0.9	0.9
3	744	1.4	1.4
4	418	1.8	1.8

DDT41-LM18E-330SWT

0° Aiming Angle

D(M)	LUX	W	L
1	3529	0.7	0.7
2	882	1.4	1.4
3	392	2.1	2.1
4	221	2.8	2.8

DDT41-LM18E-530SWT

0° Aiming Angle

D(M)	LUX	W	L
1	1890	0.9	0.9
2	473	1.8	1.8
3	210	2.7	2.7
4	118	3.6	3.6

Light Distribution

DDT51

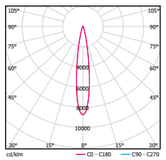

DDT41-LM25E-130SWT

0° Aiming Angle

D(M)	LUX	W	L
1	18431	0.3	0.3
2	4608	0.6	0.6
3	2048	0.9	0.9
4	1152	1.1	1.1

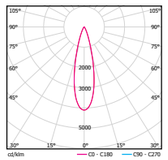

DDT51-LM25E-230SWT

0° Aiming Angle

D(M)	LUX	W	L
1	8847	0.5	0.5
2	2212	0.9	0.9
3	983	1.4	1.4
4	553	1.8	1.8

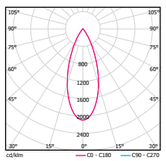

DDT51-LM25E-330SWT

0° Aiming Angle

D(M)	LUX	W	L
1	4905	0.7	0.7
2	1226	1.4	1.4
3	545	2.1	2.1
4	307	2.8	2.8

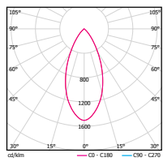

DDT51-LM25E-530SWT

0° Aiming Angle

D(M)	LUX	W	L
1	3033	0.9	0.9
2	758	1.7	1.7
3	337	2.6	2.6
4	190	3.4	3.4

DDT61

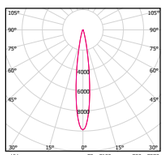

DDT61-LM43E-130SWT

0° Aiming Angle

D(M)	LUX	W	L
1	30695	0.3	0.3
2	7674	0.5	0.5
3	3411	0.8	0.8
4	1918	1.1	1.1

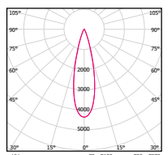

DDT61-LM43E-230SWT

0° Aiming Angle

D(M)	LUX	W	L
1	17104	0.5	0.5
2	4276	0.9	0.9
3	1900	1.4	1.4
4	1069	1.8	1.8

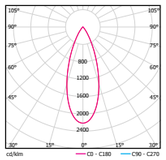

DDT61-LM43E-330SWT

0° Aiming Angle

D(M)	LUX	W	L
1	8637	0.7	0.7
2	2159	1.3	1.3
3	960	2.0	2.0
4	540	2.7	2.7

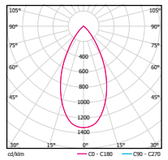

DDT61-LM43E-530SWT

0° Aiming Angle

D(M)	LUX	W	L
1	4885	1.0	1.0
2	1221	1.9	1.9
3	543	2.9	2.9
4	305	3.8	3.8

Accessories

Lenses/Filters

Model	Beam Elongator	Honeycomb
		
DDT21	LENS-DLT21-BEL	LENS-DLT21-HCL
DDT31	LENS-DDT31-BEL	LENS-DDT31-HCL
DDT41	LENS-DDT41-BEL	LENS-DDT41-HCL
DDT51	LENS-DDT51-BEL	LENS-DDT51-HCL
DDT61	LENS-DDT61-BEL	LENS-DDT61-HCL

Note：Only one piese accessory allowed and need to order separately

VOLTA ROUND WALL WASHER



Specifications

IP20 | 40℃ / -20℃ | High CRI | Input 220V AC/50Hz | Dimmable | DALI

- Body Material: Die-cast aluminum
- Optical System: Wall Washer optical system
- Finish: Environmentally safe powder coat
- Wiring: Please refer to wiring schematic diagram at the end of catalog

- Cutout: Ø100mm
- Ceiling Thickness: 1mm-20m
- LED Type: COB
- LED Wattage, CCT, Lumen Output:
  13W 3000K 1465lm 18W 3000K 1975lm
- LED Lifetime: >50,000h-L70 / B10-Ta25℃ (LM-80/TM-21)
- LED Color Consistency: 3 SDCM
- Net Weight: 0.7Kg

Product Features/Optics



W *Wall Washer*

Product Parameters

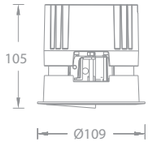

Model	Size	Trim	LED Power	System Lumens	Driver	Beam	CCT	Reflector	Finish
DWT	**4** *4"*	**1** *Round Trim*	**LM13** *COB 13W* **LM18** *COB 18W*	*1079lm(@18W 3000K)*	**E** *ON-OFF* **D** *0-10V Dimming*	**W** *Wall Washer*	**27** *2700K* **30** *3000K* **35** *3500K* **40** *4000K* **50** *5000K*	**B** *Black*	**WT** *White* **BK** *Black*
DWT	**4** *4"*	**1** *Round Trim*	**LM18** *COB 18W*	*1079lm(@18W 3000K)*	**A** *DALI* **N** *No Driver*	**W** *Wall Washer*	**27** *2700K* **30** *3000K* **35** *3500K* **40** *4000K* **50** *5000K*	**B** *Black*	**WT** *White* **BK** *Black*

Example : DWT41-LM18E-W30BWT

Light Distribution

DWT41-LM18E-W30SWT

Specifications:

Wall height (m) *3*

Offset from Wall (m) *1*

Luminaire spacing (m) *1*

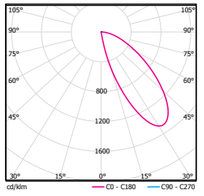

H (m)	Surface illumination (lux)				
	below the luminaire	between the luminaire	below the luminaire	between the luminaire	below the luminaire
2.85	*134*	*135*	*136*	*134*	*133*
2.55	*393*	*365*	*397*	*364*	*393*
2.25	*572*	*526*	*577*	*526*	*573*
1.95	*589*	*574*	*595*	*575*	*590*
1.65	*489*	*498*	*495*	*499*	*490*
1.35	*366*	*374*	*373*	*374*	*367*
1.05	*259*	*262*	*266*	*262*	*260*
0.75	*178*	*179*	*184*	*179*	*179*
0.45	*122*	*123*	*127*	*123*	*122*
0.15	*84*	*85*	*88*	*85*	*84*

VOLTA SQUARE DOWNLIGHT - DIRECTIONAL



DLT05



DDT15-LD02



DDT15-LD05

Specifications

- Body Material: Aluminum
- Optical System: Clear Lens included+Honeycomb
- Finish: Environmentally safe powder coat
- Adjustable Angle:
  DDT15-LD02: 0°-360° horizontal rotation
  and -20°-20° vertical aiming tilt
  DDT15-LD05: 0°-25° vertical aiming tilt
- Wiring: Please refer to wiring schematic diagram at the end of catalog
- Cutout: Ø18mm / □ 36*36mm / □ 36*36mm
- Ceiling Thickness: 1mm-15mm
- Cut Off Angle:15°
- LED Type: High Power LED
- LED Wattage, CCT, Lumen Output:
  DLT05 3000K: 100lm
  DDT15 3000K: 175lm 2W / 500lm 5W
- LED Lifetime: >50,000h-L70 / B10-Ta25℃ (LM-80/TM-21)
- LED Color Consistency: 3 SDCM
- Net Weight: 0.01Kg / 0.1Kg / 0.1Kg

Product Features/Optics



1 *12°*



1 *15°/17°*



2 *24°*



3 *36°*



5 *50°/55°*



6 *60°*

Product Parameters

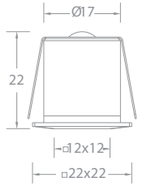

Model	Size	Trim	LED Power	System Lumens	Driver	Beam	CCT	Reflector	Finish
DLT	**0** *0.5"*	**5** *Square Trim*	**LD01** *LED 1W*	*41lm(@1W 3000K 17°)* *37lm(@1W 3000K 24°)* *27lm(@1W 3000K 36°)* *63lm(@1W 3000K 60°)*	**T** *DMX512 Dimming* *24V DC Power Supply* **M** *MTB driver* **N** *No Driver*	**1** *17°* **2** *24°* **3** *36°* **6** *60°*	**27** *2700K* **30** *3000K* **35** *3500K* **40** *4000K*	**W** *White* **B** *Black*	**WT** *White* **BK** *Black*

Example : DLT05-LD01N-230WWT
Note: Except for 60 °, all other Honeycomb standard configuared.
"MTB"needs to be ordered separately and cannot be directly connected to the mains power supply.

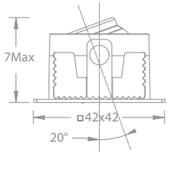

Model	Size	Trim	LED Power	System Lumens	Driver	Beam	CCT	Reflector	Finish
DDT	**1** *1"*	**5** *Square Trim*	**LD02** *LED 2W*	*91lm(@2W 3000K 13°)* *95lm(@2W 3000K 24°)* *89lm(@2W 3000K 36°)* *74lm(@2W 3000K 55°)*	**E** *ON-OFF* **N** *No Driver*	**1** *12°* **2** *24°* **3** *36°* **5** *55°*	**27** *2700K* **30** *3000K* **35** *3500K* **40** *4000K*	**W** *White* **B** *Black*	**WT** *White* **BK** *Black*

Example : DDT15-LD02E-230WWT

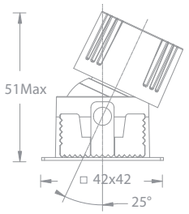

Model	Size	Trim	LED Power	System Lumens	Driver	Beam	CCT	Reflector	Finish
DDT	**1** *1"*	**5** *Square Trim*	**LD05** *LED 5W*	*274lm(@5W 3000K 15°)* *235lm(@5W 3000K 24°)* *218lm(@5W 3000K 36°)* *184lm(@5W 3000K 50°)*	**E** *ON-OFF* **D** *0-10V Dimming* **A** *DALI* **N** *No Driver*	**1** *15°* **2** *24°* **3** *36°* **5** *50°*	**27** *2700K* **30** *3000K* **35** *3500K* **40** *4000K* **50** *5000K*	**W** *White* **B** *Black*	**WT** *White* **BK** *Black*

Example : DDT15-LD05E-230WWT

Light Distribution

DLT05

DLT05-LD01T-130WWT

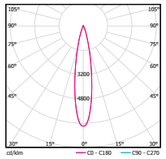

0° Aiming Angle

D(M)	LUX	W	L
1	271	0.33	0.33
2	68	0.66	0.66
3	30	0.99	0.99
4	17	1.32	1.32

DLT05-LD01T-230WWT

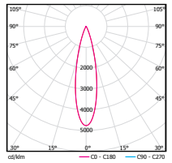

0° Aiming Angle

D(M)	LUX	W	L
1	178	0.43	0.43
2	45	0.86	0.86
3	20	1.29	1.29
4	11	1.72	1.72

DLT05-LD01T-330WWT

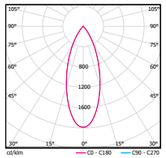

0° Aiming Angle

D(M)	LUX	W	L
1	53	0.69	0.69
2	13	1.38	1.38
3	6	2.07	2.07
4	3	2.76	2.76

DLT05-LD01T-630WWT

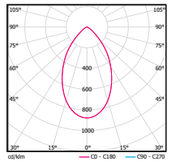

0° Aiming Angle

D(M)	LUX	W	L
1	55	1.20	1.20
2	14	2.40	2.40
3	6	3.60	3.60
4	3	4.80	4.80

DDT15-LD02

DDT15-LD02E-130WWT

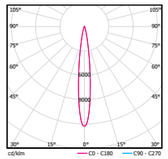

0° Aiming Angle

D(M)	LUX	W	L
1	1122	0.23	0.23
2	281	0.46	0.46
3	125	0.69	0.69
4	70	0.92	0.92

DDT15-LD02E-230WWT

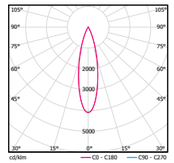

0° Aiming Angle

D(M)	LUX	W	L
1	390	0.45	0.45
2	98	0.90	0.90
3	43	1.35	1.35
4	24	1.80	1.80

DDT15-LD02E-330WWT

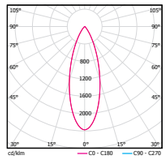

0° Aiming Angle

D(M)	LUX	W	L
1	211	0.61	0.61
2	53	1.22	1.22
3	23	1.83	1.83
4	13	2.44	2.44

DDT15-LD02E-530WWT

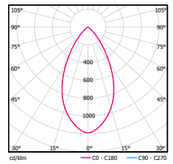

0° Aiming Angle

D(M)	LUX	W	L
1	88	1.00	1.00
2	22	2.00	2.00
3	10	3.00	3.00
4	6	4.00	4.00

DDT15-LD05

DDT15-LD05E-130WWT

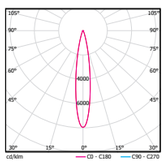

0° Aiming Angle

D(M)	LUX	W	L
1	2185	0.30	0.30
2	546	0.60	0.60
3	243	0.90	0.90
4	137	1.20	1.20

DDT15-LD05E-230WWT

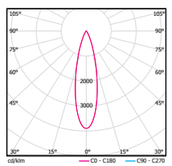

0° Aiming Angle

D(M)	LUX	W	L
1	914	0.45	0.45
2	229	0.90	0.90
3	102	1.35	1.35
4	57	1.80	1.80

DDT15-LD05E-330WWT

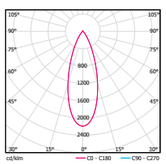

0° Aiming Angle

D(M)	LUX	W	L
1	477	0.63	0.63
2	119	1.26	1.26
3	53	1.89	1.89
4	30	2.52	2.52

DDT15-LD05E-530WWT

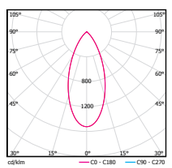

0° Aiming Angle

D(M)	LUX	W	L
1	281	0.82	0.82
2	70	1.64	1.64
3	31	2.46	2.46
4	18	3.28	3.28



VOLTA SQUARE DOWNLIGHT



DLT25 DLT35 DLT45 DLT55 DLT65

Specifications

IP20 | 40℃ / -20℃ | High CRI | Input 220V AC/50Hz | Dimmable | DALI | CCT Tunable

- Body Material: Aluminum
- Optical System: Clear Lens included+Reflector
- Finish: Environmentally safe powder coat
- Accessories/Brackets: Various Optical Accessories
- Wiring: Please refer to wiring schematic diagram at the end of catalog
- Net Weight: 0.2kg / 0.35kg / 0.7Kg / 1.1Kg / 1.7Kg
- Cutout: ☐ 55x55mm / ☐ 75x75mm / ☐ 100*100mm / ☐ 125*125mm / ☐ 150*150mm
- Ceiling Thickness: 1mm-15mm / 1mm-15mm / 1mm-20mm / 1mm-25mm / 1mm-30mm
- Cut Off Angle: 30°
- LED Type: COB
- LED Wattage, CCT, Lumen Output:
  DLT25 3000K: 720lm 8W
  DLT35 3000K: 720lm 8W / 800lm 7W / 1150lm 10W / 1495lm 13W
  DLT45 3000K: 720lm 8W / 1465lm 13W / 1975lm 18W
  DLT55 3000K: 1975lm 18W / 2160lm 24W / 2610lm 25W / 3255lm 32W
  DLT65 3000K: 3000lm 32W 8° / 3830lm 32W / 4505lm 43W
- LED Lifetime: >50,000h-L70 / B10-Ta25℃ (LM-80/TM-21)
- LED Color Consistency: 3 SDCM

Product Features/Optics



S *8°* **1** *15°/18°* **2** *24°/28°* **3** *36°/38°* **5** *50°*

Product Parameters



Model	Size	Trim	LED Power	System Lumens	Driver	Beam	CCT	Reflector	Finish
DLT	**2** *2"*	**5** *Square Trim (IP44 Aperture)*	**LD08** *LED 8W*	*397lm(@8W 3000K 15°)* *455lm(@8W 3000K 24°)* *445lm(@8W 3000K 36°)* *302lm(@8W 3000K 50°)*	**E** *ON-OFF* **D** *0-10V Dimming* **A** *DALI* **N** *No Driver*	**1** *15°* **2** *24°* **3** *36°* **5** *50°*	**27** *2700K* **30** *3000K* **35** *3500K* **40** *4000K* **50** *5000K*	**B** *Black* **S** *Specular*	**WT** *White* **BK** *Black*
DLT	**2** *2"*	**5** *Square Trim (IP44 Aperture)*	**LD07** *LED 7W*	*395lm(@7W 3000K 24°)* *380lm(@7W 3000K 36°)* *348lm(@7W 3000K 50°)*	**E** *ON-OFF* **D** *0-10V Dimming* **A** *DALI* **N** *No Driver*	**2** *24°* **4** *36°* **5** *50°*	**CC** *2700K-6000K (Tunable)*	**B** *Black* **S** *Specular*	**WT** *White* **BK** *Black*

Example : DLT25-LD08E-230SWT

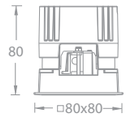

Model	Size	Trim	LED Power	System Lumens	Driver	Beam	CCT	Reflector	Finish
DLT	**3** *3"*	**5** *Square Trim (IP44 Aperture)*	**LD08** *LED 8W*	*375lm(@8W 3000K 8°)*	**E** *ON-OFF* **D** *0-10V Dimming*	**S** *8°*	**27** *2700K* **30** *3000K* **35** *3500K* **40** *4000K* **50** *5000K*	**B** *Black* **S** *Specular*	**WT** *White* **BK** *Black*
DLT	**3** *3"*	**5** *Square Trim (IP44 Aperture)*	**LM07** *COB 7W* **LM10** *COB 10W* **LM13** *COB 13W*	*438lm(@7W 3000K 15°)* *554lm(@7W 3000K 24°)* *456lm(@7W 3000K 36°)* *378lm(@7W 3000K 55°)* *542lm(@10W 3000K 15°)*	**E** *ON-OFF* **D** *0-10V Dimming*	**1** *15°* **2** *24°* **3** *36°* **5** *50°*	**27** *2700K* **30** *3000K* **35** *3500K* **40** *4000K* **50** *5000K*	**B** *Black* **S** *Specular*	**WT** *White* **BK** *Black*
DLT	**3** *3"*	**5** *Square Trim (IP44 Aperture)*	**LM18** *COB 13W*	*685lm(@10W 3000K 24°)* *564lm(@10W 3000K 36°)* *467lm(@10W 3000K 55°)* *710lm(@13W 3000K 15°)* *896lm(@13W 3000K 24°)* *738lm(@13W 3000K 36°)* *612lm(@13W 3000K 50°)*	**N** *No Driver* **A** *DALI*	**1** *15°* **2** *24°* **3** *36°* **5** *50°*	**27** *2700K* **30** *3000K* **35** *3500K* **40** *4000K* **50** *5000K*	**B** *Black* **S** *Specular*	**WT** *White* **BK** *Black*
DLT	**3** *3"*	**5** *Square Trim (IP44 Aperture)*	**LM13** *COB 13W*	*935lm(@13W 3000K 18°)* *1035lm(@13W 3000K 28°)* *1024lm(@13W 3000K 36°)* *677lm(@13W 3000K 50°)*	**N** *No Driver* **A** *DALI*	**1** *18°* **2** *28°* **3** *38°* **5** *50°*	**CC** *2700K-6000K (Tunable)*	**B** *Black* **S** *Specular*	**WT** *White* **BK** *Black*

Example : DLT35-LM13E-230SWT

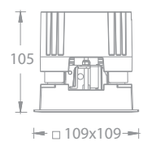

Model	Size	Trim	LED Power	System Lumens	Driver	Beam	CCT	Reflector	Finish
DLT	**4** *4"*	**5** *Square Trim (IP44 Aperture)*	**LD08** *LED 8W*	*375lm(@8W 3000K 8°)*	**E** *ON-OFF* **D** *0-10V Dimming*	**S** *8°*	**27** *2700K* **30** *3000K* **35** *3500K* **40** *4000K* **50** *5000K*	**B** *Black* **S** *Specular*	**WT** *White* **BK** *Black*
DLT	**4** *4"*	**5** *Square Trim (IP44 Aperture)*	**LM13** *COB 13W* **LM18** *COB 18W*	*884lm(@13W 3000K 15°)* *1128lm(@13W 3000K 24°)* *1204lm(@13W 3000K 36°)* *995lm(@13W 3000K 55°)* *1258lm(@18W 3000K 15°)*	**E** *ON-OFF* **D** *0-10V Dimming*	**1** *15°* **2** *24°* **3** *36°* **5** *50°*	**27** *2700K* **30** *3000K* **35** *3500K* **40** *4000K* **50** *5000K*	**B** *Black* **S** *Specular*	**WT** *White* **BK** *Black*
DLT	**4** *4"*	**5** *Square Trim (IP44 Aperture)*	**LM18** *COB 18W*	*1604lm(@18W 3000K 24°)* *1712lm(@18W 3000K 36°)* *1414lm(@18W 3000K 50°)*	**N** *No Driver* **A** *DALI*	**1** *15°* **2** *24°* **3** *36°* **5** *50°*	**27** *2700K* **30** *3000K* **35** *3500K* **40** *4000K* **50** *5000K*	**B** *Black* **S** *Specular*	**WT** *White* **BK** *Black*
DLT	**4** *4"*	**5** *Square Trim (IP44 Aperture)*	**LM18** *COB 18W*	*1349lm(@18W 3000K 18°)* *1384lm(@18W 3000K 28°)* *1421lm(@18W 3000K 38°)* *1184lm(@18W 3000K 50°)*	**N** *No Driver* **A** *DALI*	**1** *18°* **2** *28°* **3** *38°* **5** *50°*	**CC** *2700K-6000K (Tunable)*	**B** *Black* **S** *Specular*	**WT** *White* **BK** *Black*

Example : DLT45-LM13E-230SWT

Product Parameters

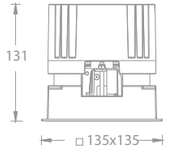

Model	Size	Trim	LED Power	System Lumens	Driver	Beam	CCT	Reflector	Finish
DLT	**5** *5"*	**5** *Square Trim (IP44 Aperture)*	**LD24** *LED 24W*	*1125lm(@24W 3000K 8°)*	**E** *ON-OFF* **D** *0-10V Dimming*	**S** *8°*	**27** *2700K* **30** *3000K* **35** *3500K* **40** *4000K* **50** *5000K*	**B** *Black* **S** *Specular*	**WT** *White* **BK** *Black*
DLT	**5** *5"*	**5** *Square Trim (IP44 Aperture)*	**LM18** *COB 18W* **LM25** *COB 25W* **LM32** *COB 32W*	*1609lm(@18W 3000K 15°)* *1640lm(@18W 3000K 24°)* *1783lm(@18W 3000K 36°)* *1538lm(@18W 3000K 50°)* *2111lm(@25W 3000K 15°)*	**E** *ON-OFF* **D** *0-10V Dimming*	**1** *15°* **2** *24°* **3** *36°* **5** *50°*	**27** *2700K* **30** *3000K* **35** *3500K* **40** *4000K* **50** *5000K*	**B** *Black* **S** *Specular*	**WT** *White* **BK** *Black*
DLT	**5** *5"*	**5** *Square Trim (IP44 Aperture)*	**LM32** *COB 32W*	*2152lm(@25W 3000K 24°)* *2340lm(@25W 3000K 36°)* *2018lm(@25W 3000K 50°)* *2630lm(@32W 3000K 15°)* *2682lm(@32W 3000K 24°)* *2916lm(@32W 3000K 36°)* *2514lm(@32W 3000K 50°)*	**N** *No Driver* **A** *DALI*	**1** *15°* **2** *24°* **3** *36°* **5** *50°*	**27** *2700K* **30** *3000K* **35** *3500K* **40** *4000K* **50** *5000K*	**B** *Black* **S** *Specular*	**WT** *White* **BK** *Black*
DLT	**5** *5"*	**5** *Square Trim (IP44 Aperture)*	**LM25** *COB 25W*	*2094lm(@25W 3000K 18°)* *1967lm(@25W 3000K 28°)* *2142lm(@25W 3000K 38°)* *1830lm(@25W 3000K 50°)*	**N** *No Driver* **A** *DALI*	**1** *18°* **2** *28°* **3** *38°* **5** *50°*	**CC** *2700K-6000K (Tunable)*	**B** *Black* **S** *Specular*	**WT** *White* **BK** *Black*

Example : DLT55-LM18E-230SWT

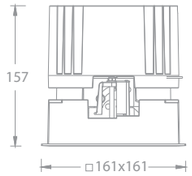

Model	Size	Trim	LED Power	System Lumens	Driver	Beam	CCT	Reflector	Finish
DLT	**6** *6"*	**5** *Square Trim (IP44 Aperture)*	**LD32** *LED 32W*	*1500lm(@32W 3000K 8°)*	**E** *ON-OFF* **D** *0-10V Dimming*	**S** *8°*	**27** *2700K* **30** *3000K* **35** *3500K* **40** *4000K* **50** *5000K*	**B** *Black* **S** *Specular*	**WT** *White* **BK** *Black*
DLT	**6** *6"*	**5** *Square Trim (IP44 Aperture)*	**LM32** *COB 32W* **LM43** *COB 43W*	*2393lm(@32W 3000K 15°)* *3015lm(@32W 3000K 24°)* *3001lm(@32W 3000K 36°)* *2830lm(@32W 3000K 50°)* *3108lm(@43W 3000K 15°)*	**E** *ON-OFF* **D** *0-10V Dimming*	**1** *15°* **2** *24°* **3** *36°* **5** *50°*	**27** *2700K* **30** *3000K* **35** *3500K* **40** *4000K* **50** *5000K*	**B** *Black* **S** *Specular*	**WT** *White* **BK** *Black*
DLT	**6** *6"*	**5** *Square Trim (IP44 Aperture)*	**LM43** *COB 43W*	*3916lm(@43W 3000K 24°)* *3897lm(@43W 3000K 36°)* *3675lm(@43W 3000K 50°)*	**N** *No Driver* **A** *DALI*	**1** *15°* **2** *24°* **3** *36°* **5** *50°*	**27** *2700K* **30** *3000K* **35** *3500K* **40** *4000K* **50** *5000K*	**B** *Black* **S** *Specular*	**WT** *White* **BK** *Black*
DLT	**6** *6"*	**5** *Square Trim (IP44 Aperture)*	**LM43** *COB 43W*	*3254lm(@43W 3000K 18°)* *3271lm(@43W 3000K 28°)* *3367lm(@43W 3000K 38°)* *3249lm(@43W 3000K 50°)*	**N** *No Driver* **A** *DALI*	**1** *18°* **2** *28°* **3** *38°* **5** *50°*	**CC** *2700K-6000K (Tunable)*	**B** *Black* **S** *Specular*	**WT** *White* **BK** *Black*

Example : DLT65-LM32E-230SWT

Light Distribution

DLT25

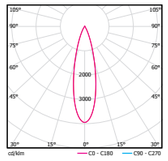

DLT25-LD08E-130SWT

0° Aiming Angle

D(M)	LUX	W	L
1	2992	0.31	0.31
2	748	0.62	0.62
3	332	0.93	0.93
4	187	1.24	1.24

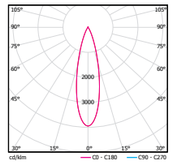

DLT25-LD08E-230SWT

0° Aiming Angle

D(M)	LUX	W	L
1	1795	0.50	0.50
2	449	1.00	1.00
3	199	1.50	1.50
4	112	2.00	2.00

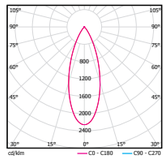

DLT25-LD08E-330SWT

0° Aiming Angle

D(M)	LUX	W	L
1	1005	0.66	0.66
2	251	1.32	1.32
3	112	1.98	1.98
4	63	2.64	2.64

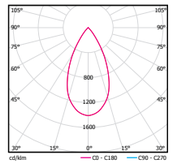

DLT25-LD08E-530SWT

0° Aiming Angle

D(M)	LUX	W	L
1	426	0.96	0.96
2	107	1.92	1.92
3	47	2.88	2.88
4	27	3.84	3.84

DLT35

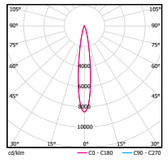

DLT35-LM10E-130SWT

0° Aiming Angle

D(M)	LUX	W	L
1	4604	0.28	0.28
2	1151	0.56	0.56
3	512	0.84	0.84
4	288	1.12	1.12

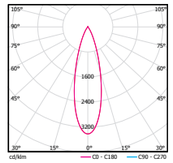

DLT35-LM10E-230SWT

0° Aiming Angle

D(M)	LUX	W	L
1	2341	0.50	0.50
2	585	1.00	1.00
3	260	1.50	1.50
4	146	2.00	2.00

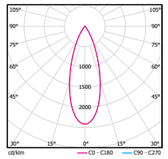

DLT35-LM10E-330SWT

0° Aiming Angle

D(M)	LUX	W	L
1	1361	0.63	0.63
2	340	1.26	1.26
3	151	1.89	1.89
4	85	2.52	2.52

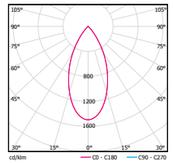

DLT35-LM10E-530SWT

0° Aiming Angle

D(M)	LUX	W	L
1	698	0.88	0.88
2	175	1.76	1.76
3	78	2.64	2.64
4	44	3.52	3.52

DLT45

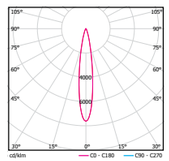

DLT45-LM18E-130SWT

0° Aiming Angle

D(M)	LUX	W	L
1	9597	0.3	0.3
2	2399	0.6	0.6
3	1066	0.9	0.9
4	600	1.2	1.2

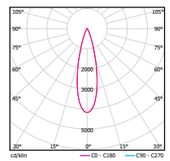

DLT45-LM18E-230SWT

0° Aiming Angle

D(M)	LUX	W	L
1	6695	0.5	0.5
2	1674	0.9	0.9
3	744	1.4	1.4
4	418	1.8	1.8

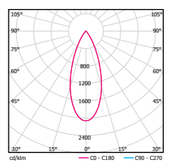

DLT45-LM18E-330SWT

0° Aiming Angle

D(M)	LUX	W	L
1	3529	0.7	0.7
2	882	1.4	1.4
3	392	2.1	2.1
4	221	2.8	2.8

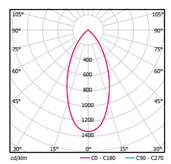

DLT45-LM18E-530SWT

0° Aiming Angle

D(M)	LUX	W	L
1	1890	0.9	0.9
2	473	1.8	1.8
3	210	2.7	2.7
4	118	3.6	3.6

Light Distribution

DLT55

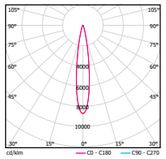

DLT45-LM25E-130SWT

0° Aiming Angle

D(M)	LUX	W	L
1	18431	0.3	0.3
2	4608	0.6	0.6
3	2048	0.9	0.9
4	1152	1.1	1.1

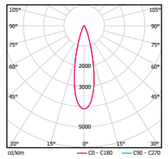

DLT55-LM25E-230SWT

0° Aiming Angle

D(M)	LUX	W	L
1	8847	0.5	0.5
2	2212	0.9	0.9
3	983	1.4	1.4
4	553	1.8	1.8

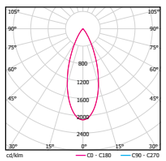

DLT55-LM25E-330SWT

0° Aiming Angle

D(M)	LUX	W	L
1	4905	0.7	0.7
2	1226	1.4	1.4
3	545	2.1	2.1
4	307	2.8	2.8

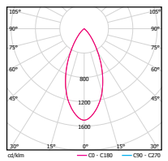

DLT55-LM25E-530SWT

0° Aiming Angle

D(M)	LUX	W	L
1	3033	0.9	0.9
2	758	1.7	1.7
3	337	2.6	2.6
4	190	3.4	3.4

DLT65

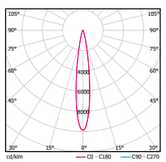

DLT65-LM43E-130SWT

0° Aiming Angle

D(M)	LUX	W	L
1	30695	0.3	0.3
2	7674	0.5	0.5
3	3411	0.8	0.8
4	1918	1.1	1.1

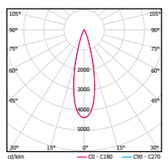

DLT65-LM43E-230SWT

0° Aiming Angle

D(M)	LUX	W	L
1	17104	0.5	0.5
2	4276	0.9	0.9
3	1900	1.4	1.4
4	1069	1.8	1.8

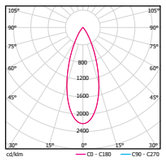

DLT65-LM43E-330SWT

0° Aiming Angle

D(M)	LUX	W	L
1	8637	0.7	0.7
2	2159	1.3	1.3
3	960	2.0	2.0
4	540	2.7	2.7

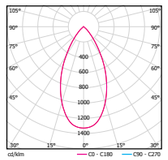

DLT65-LM43E-530SWT

0° Aiming Angle

D(M)	LUX	W	L
1	4885	1.0	1.0
2	1221	1.9	1.9
3	543	2.9	2.9
4	305	3.8	3.8

Accessories

Lenses/Filters

Model	Beam Elongator	Honeycomb
		
DLT25	LENS-DLT21-BEL	LENS-DLT21-HCL
DLT35	LENS-DLT31-BEL	LENS-DLT31-HCL
DLT45	LENS-DLT41-BEL	LENS-DLT41-HCL
DLT55	LENS-DLT51-BEL	LENS-DLT51-HCL
DLT65	LENS-DLT61-BEL	LENS-DLT61-HCL

Note：Only one piese accessory allowed and need to order separately

VOLTA SQUARE DIRECTIONAL



DDT25 DDT35 DDT45 DDT55 DDT65

Specifications

IP20 | 40℃ / -20℃ | High CRI | Input 220V AC/50Hz | Dimmable | DALI | CCT Tunable

- Body Material: Aluminum
- Optical System: Clear Lens included+Reflector
- Finish: Environmentally safe powder coat
- Accessories/Brackets: Various Optical Accessories
- Adjustable Angle: 0°-25° vertical aiming tilt
- Wiring: Please refer to wiring schematic diagram at the end of catalog
- Net Weight: 0.2kg / 0.35kg / 0.7Kg / 1.1Kg / 1.7Kg
- Cutout: ☐ 55x55mm / ☐ 75x75mm / ☐ 100*100mm / ☐ 125*125mm / ☐ 150*150mm
- Ceiling Thickness: 1mm-15mm / 1mm-15mm / 1mm-20mm / 1mm-25mm / 1mm-30mm
- Cut Off Angle: 30°
- LED Type: COB
- LED Wattage, CCT, Lumen Output:
- DDT25 3000K: 720lm 8W
  DDT35 3000K: 720lm 8W / 800lm 7W / 1150lm 10W / 1495lm 13W
  DDT45 3000K: 720lm 8W / 1465lm 13W / 1975lm 18W
  DDT55 3000K: 1975lm 18W / 2160lm 24W / 2610lm 25W / 3255lm 32W
  DDT65 3000K: 3000lm 32W 8° / 3830lm 32W / 4505lm 43W
- LED Lifetime: >50,000h-L70 / B10-Ta25℃ (LM-80/TM-21)
- LED Color Consistency: 3 SDCM

Product Features/Optics



S *8°* **1** *15°/18°* **2** *24°/28°* **3** *36°/38°* **5** *50°*

Product Parameters

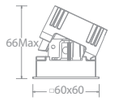

Model	Size	Trim	LED Power	System Lumens	Driver	Beam	CCT	Reflector	Finish
DDT	**2** *2"*	**5** *Square Trim (IP44 Aperture)*	**LD08** *LED 8W*	*397lm(@8W 3000K 15°)* *455lm(@8W 3000K 24°)* *445lm(@8W 3000K 36°)* *302lm(@8W 3000K 50°)*	**E** *ON-OFF* **D** *0-10V Dimming* **A** *DALI* **N** *No Driver*	**1** *15°* **2** *24°* **3** *36°* **5** *50°*	**27** *2700K* **30** *3000K* **35** *3500K* **40** *4000K* **50** *5000K*	**B** *Black* **S** *Specular*	**WT** *White* **BK** *Black*
DDT	**2** *2"*	**5** *Square Trim (IP44 Aperture)*	**LD07** *LED 7W*	*395lm(@7W 3000K 24°)* *380lm(@7W 3000K 36°)* *348lm(@7W 3000K 50°)*	**E** *ON-OFF* **D** *0-10V Dimming* **A** *DALI* **N** *No Driver*	**2** *24°* **4** *36°* **5** *50°*	**CC** *2700K-6000K (Tunable)*	**B** *Black* **S** *Specular*	**WT** *White* **BK** *Black*

Example :DDT25-LD08E-230SWT

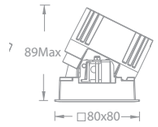

Model	Size	Trim	LED Power	System Lumens	Driver	Beam	CCT	Reflector	Finish
DDT	**3** *3"*	**5** *Square Trim (IP44 Aperture)*	**LD08** *LED 8W*	*375lm(@8W 3000K 8°)*	**E** *ON-OFF* **D** *0-10V Dimming*	**S** *8°*	**27** *2700K* **30** *3000K* **35** *3500K* **40** *4000K* **50** *5000K*	**B** *Black* **S** *Specular*	**WT** *White* **BK** *Black*
DDT	**3** *3"*	**5** *Square Trim (IP44 Aperture)*	**LM07** *COB 7W* **LM10** *COB 10W* **LM13** *COB 13W*	*438lm(@7W 3000K 15°)* *554lm(@7W 3000K 24°)* *456lm(@7W 3000K 36°)* *378lm(@7W 3000K 55°)* *542lm(@10W 3000K 15°)*	**E** *ON-OFF* **D** *0-10V Dimming*	**1** *15°* **2** *24°* **3** *36°* **5** *50°*	**27** *2700K* **30** *3000K* **35** *3500K* **40** *4000K* **50** *5000K*	**B** *Black* **S** *Specular*	**WT** *White* **BK** *Black*
DDT	**3** *3"*	**5** *Square Trim (IP44 Aperture)*	**LM18** *COB 13W*	*685lm(@10W 3000K 24°)* *564lm(@10W 3000K 36°)* *467lm(@10W 3000K 55°)* *710lm(@13W 3000K 15°)* *896lm(@13W 3000K 24°)* *738lm(@13W 3000K 36°)* *612lm(@13W 3000K 50°)*	**N** *No Driver* **A** *DALI*	**1** *15°* **2** *24°* **3** *36°* **5** *50°*	**27** *2700K* **30** *3000K* **35** *3500K* **40** *4000K* **50** *5000K*	**B** *Black* **S** *Specular*	**WT** *White* **BK** *Black*
DDT	**3** *3"*	**5** *Square Trim (IP44 Aperture)*	**LM13** *COB 13W*	*935lm(@13W 3000K 18°)* *1035lm(@13W 3000K 28°)* *1024lm(@13W 3000K 36°)* *677lm(@13W 3000K 50°)*	**N** *No Driver* **A** *DALI*	**1** *18°* **2** *28°* **3** *38°* **5** *50°*	**CC** *2700K-6000K (Tunable)*	**B** *Black* **S** *Specular*	**WT** *White* **BK** *Black*

Example : DDT35-LM13E-230SWT

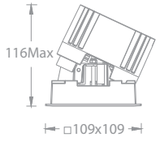

Model	Size	Trim	LED Power	System Lumens	Driver	Beam	CCT	Reflector	Finish
DDT	**4** *4"*	**5** *Square Trim (IP44 Aperture)*	**LD08** *LED 8W*	*375lm(@8W 3000K 8°)*	**E** *ON-OFF* **D** *0-10V Dimming*	**S** *8°*	**27** *2700K* **30** *3000K* **35** *3500K* **40** *4000K* **50** *5000K*	**B** *Black* **S** *Specular*	**WT** *White* **BK** *Black*
DDT	**4** *4"*	**5** *Square Trim (IP44 Aperture)*	**LM13** *COB 13W* **LM18** *COB 18W*	*884lm(@13W 3000K 15°)* *1128lm(@13W 3000K 24°)* *1204lm(@13W 3000K 36°)* *995lm(@13W 3000K 55°)* *1258lm(@18W 3000K 15°)* *1604lm(@18W 3000K 24°)* *1712lm(@18W 3000K 36°)* *1414lm(@18W 3000K 50°)*	**E** *ON-OFF* **D** *0-10V Dimming*	**1** *15°* **2** *24°* **3** *36°* **5** *50°*	**27** *2700K* **30** *3000K* **35** *3500K* **40** *4000K* **50** *5000K*	**B** *Black* **S** *Specular*	**WT** *White* **BK** *Black*
DDT	**4** *4"*	**5** *Square Trim (IP44 Aperture)*	**LM18** *COB 18W*		**N** *No Driver* **A** *DALI*	**1** *15°* **2** *24°* **3** *36°* **5** *50°*	**27** *2700K* **30** *3000K* **35** *3500K* **40** *4000K* **50** *5000K*	**B** *Black* **S** *Specular*	**WT** *White* **BK** *Black*
DDT	**4** *4"*	**5** *Square Trim (IP44 Aperture)*	**LM18** *COB 18W*	*1349lm(@18W 3000K 18°)* *1384lm(@18W 3000K 28°)* *1421lm(@18W 3000K 38°)* *1184lm(@18W 3000K 50°)*	**N** *No Driver* **A** *DALI*	**1** *18°* **2** *28°* **3** *38°* **5** *50°*	**CC** *2700K-6000K (Tunable)*	**B** *Black* **S** *Specular*	**WT** *White* **BK** *Black*

Example : DDT45-LM13E-230SWT

Product Parameters

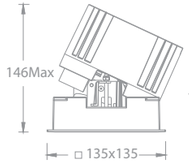

Model	Size	Trim	LED Power	System Lumens	Driver	Beam	CCT	Reflector	Finish
DDT	**5** *5"*	**5** *Square Trim (IP44 Aperture)*	**LD24** *LED 24W*	*1125lm(@24W 3000K 8°)*	**E** *ON-OFF* **D** *0-10V Dimming*	**S** *8°*	**27** *2700K* **30** *3000K* **35** *3500K* **40** *4000K* **50** *5000K*	**B** *Black* **S** *Specular*	**WT** *White* **BK** *Black*
DDT	**5** *5"*	**5** *Square Trim (IP44 Aperture)*	**LM18** *COB 18W* **LM25** *COB 25W* **LM32** *COB 32W*	*1609lm(@18W 3000K 15°)* *1640lm(@18W 3000K 24°)* *1783lm(@18W 3000K 36°)* *1538lm(@18W 3000K 50°)* *2111lm(@25W 3000K 15°)* *2152lm(@25W 3000K 24°)* *2340lm(@25W 3000K 36°)* *2018lm(@25W 3000K 50°)* *2630lm(@32W 3000K 15°)* *2682lm(@32W 3000K 24°)* *2916lm(@32W 3000K 36°)* *2514lm(@32W 3000K 50°)*	**E** *ON-OFF* **D** *0-10V Dimming*	**1** *15°* **2** *24°* **3** *36°* **5** *50°*	**27** *2700K* **30** *3000K* **35** *3500K* **40** *4000K* **50** *5000K*	**B** *Black* **S** *Specular*	**WT** *White* **BK** *Black*
DDT	**5** *5"*	**5** *Square Trim (IP44 Aperture)*	**LM32** *COB 32W*		**N** *No Driver* **A** *DALI*	**1** *15°* **2** *24°* **3** *36°* **5** *50°*	**27** *2700K* **30** *3000K* **35** *3500K* **40** *4000K* **50** *5000K*	**B** *Black* **S** *Specular*	**WT** *White* **BK** *Black*
DDT	**5** *5"*	**5** *Square Trim (IP44 Aperture)*	**LM25** *COB 25W*	*2094lm(@25W 3000K 18°)* *1967lm(@25W 3000K 28°)* *2142lm(@25W 3000K 38°)* *1830lm(@25W 3000K 50°)*	**N** *No Driver* **A** *DALI*	**1** *18°* **2** *28°* **3** *38°* **5** *50°*	**CC** *2700K-6000K (Tunable)*	**B** *Black* **S** *Specular*	**WT** *White* **BK** *Black*

Example : DDT55-LM18E-230SWT

Model	Size	Trim	LED Power	System Lumens	Driver	Beam	CCT	Reflector	Finish
DDT	**6** *6"*	**5** *Square Trim (IP44 Aperture)*	**LD32** *LED 32W*	*1500lm(@32W 3000K 8°)*	**E** *ON-OFF* **D** *0-10V Dimming*	**S** *8°*	**27** *2700K* **30** *3000K* **35** *3500K* **40** *4000K* **50** *5000K*	**B** *Black* **S** *Specular*	**WT** *White* **BK** *Black*
DDT	**6** *6"*	**5** *Square Trim (IP44 Aperture)*	**LM32** *COB 32W* **LM43** *COB 43W*	*2393lm(@32W 3000K 15°)* *3015lm(@32W 3000K 24°)* *3001lm(@32W 3000K 36°)* *2830lm(@32W 3000K 50°)* *3108lm(@43W 3000K 15°)* *3916lm(@43W 3000K 24°)* *3897lm(@43W 3000K 36°)* *3675lm(@43W 3000K 50°)*	**E** *ON-OFF* **D** *0-10V Dimming*	**1** *15°* **2** *24°* **3** *36°* **5** *50°*	**27** *2700K* **30** *3000K* **35** *3500K* **40** *4000K* **50** *5000K*	**B** *Black* **S** *Specular*	**WT** *White* **BK** *Black*
DDT	**6** *6"*	**5** *Square Trim (IP44 Aperture)*	**LM43** *COB 43W*		**N** *No Driver* **A** *DALI*	**1** *15°* **2** *24°* **3** *36°* **5** *50°*	**27** *2700K* **30** *3000K* **35** *3500K* **40** *4000K* **50** *5000K*	**B** *Black* **S** *Specular*	**WT** *White* **BK** *Black*
DDT	**6** *6"*	**5** *Square Trim (IP44 Aperture)*	**LM43** *COB 43W*	*3254lm(@43W 3000K 18°)* *3271lm(@43W 3000K 28°)* *3367lm(@43W 3000K 38°)* *3249lm(@43W 3000K 50°)*	**N** *No Driver* **A** *DALI*	**1** *18°* **2** *28°* **3** *38°* **5** *50°*	**CC** *2700K-6000K (Tunable)*	**B** *Black* **S** *Specular*	**WT** *White* **BK** *Black*

Example : DDT65-LM32E-230SWT

WACLIGHTING.COM.CN

Light Distribution

DDT25

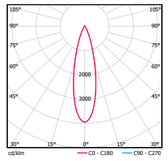

DDT25-LD08E-130SWT

0° Aiming Angle

D(M)	LUX	W	L
1	2992	0.31	0.31
2	748	0.62	0.62
3	332	0.93	0.93
4	187	1.24	1.24

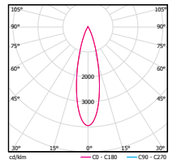

DDT25-LD08E-230SWT

0° Aiming Angle

D(M)	LUX	W	L
1	1795	0.50	0.50
2	449	1.00	1.00
3	199	1.50	1.50
4	112	2.00	2.00

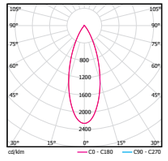

DDT25-LD08E-330SWT

0° Aiming Angle

D(M)	LUX	W	L
1	1005	0.66	0.66
2	251	1.32	1.32
3	112	1.98	1.98
4	63	2.64	2.64

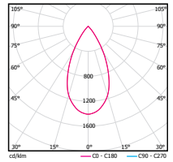

DDT25-LD08E-530SWT

0° Aiming Angle

D(M)	LUX	W	L
1	426	0.96	0.96
2	107	1.92	1.92
3	47	2.88	2.88
4	27	3.84	3.84

DDT35

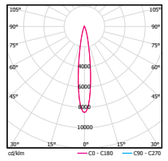

DDT35-LM10E-130SWT

0° Aiming Angle

D(M)	LUX	W	L
1	4604	0.28	0.28
2	1151	0.56	0.56
3	512	0.84	0.84
4	288	1.12	1.12

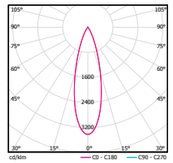

DDT35-LM10E-230SWT

0° Aiming Angle

D(M)	LUX	W	L
1	2341	0.50	0.50
2	585	1.00	1.00
3	260	1.50	1.50
4	146	2.00	2.00

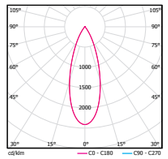

DDT35-LM10E-330SWT

0° Aiming Angle

D(M)	LUX	W	L
1	1361	0.63	0.63
2	340	1.26	1.26
3	151	1.89	1.89
4	85	2.52	2.52

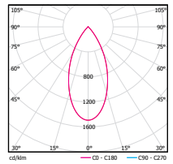

DDT35-LM10E-530SWT

0° Aiming Angle

D(M)	LUX	W	L
1	698	0.88	0.88
2	175	1.76	1.76
3	78	2.64	2.64
4	44	3.52	3.52

DDT45

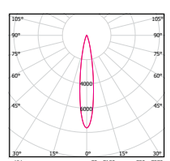

DDT45-LM18E-130SWT

0° Aiming Angle

D(M)	LUX	W	L
1	9597	0.3	0.3
2	2399	0.6	0.6
3	1066	0.9	0.9
4	600	1.2	1.2

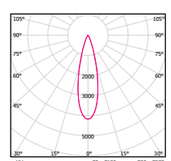

DDT45-LM18E-230SWT

0° Aiming Angle

D(M)	LUX	W	L
1	6695	0.5	0.5
2	1674	0.9	0.9
3	744	1.4	1.4
4	418	1.8	1.8

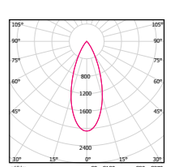

DDT45-LM18E-330SWT

0° Aiming Angle

D(M)	LUX	W	L
1	3529	0.7	0.7
2	882	1.4	1.4
3	392	2.1	2.1
4	221	2.8	2.8

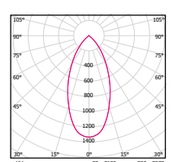

DDT45-LM18E-530SWT

0° Aiming Angle

D(M)	LUX	W	L
1	1890	0.9	0.9
2	473	1.8	1.8
3	210	2.7	2.7
4	118	3.6	3.6

WACLIGHTING.COM.CN

Light Distribution

DDT55

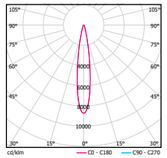

DDT55-LM25E-130SWT

0° Aiming Angle

D(M)	LUX	W	L
1	18431	0.3	0.3
2	4608	0.6	0.6
3	2048	0.9	0.9
4	1152	1.1	1.1

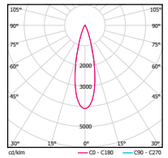

DDT55-LM25E-230SWT

0° Aiming Angle

D(M)	LUX	W	L
1	8847	0.5	0.5
2	2212	0.9	0.9
3	983	1.4	1.4
4	553	1.8	1.8

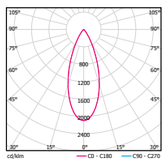

DDT55-LM25E-330SWT

0° Aiming Angle

D(M)	LUX	W	L
1	4905	0.7	0.7
2	1226	1.4	1.4
3	545	2.1	2.1
4	307	2.8	2.8

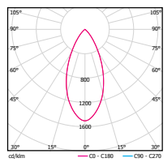

DDT55-LM25E-530SWT

0° Aiming Angle

D(M)	LUX	W	L
1	3033	0.9	0.9
2	758	1.7	1.7
3	337	2.6	2.6
4	190	3.4	3.4

DDT65

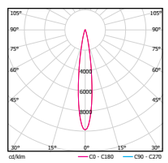

DDT65-LM43E-130SWT

0° Aiming Angle

D(M)	LUX	W	L
1	30695	0.3	0.3
2	7674	0.5	0.5
3	3411	0.8	0.8
4	1918	1.1	1.1

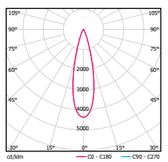

DDT65-LM43E-230SWT

0° Aiming Angle

D(M)	LUX	W	L
1	17104	0.5	0.5
2	4276	0.9	0.9
3	1900	1.4	1.4
4	1069	1.8	1.8

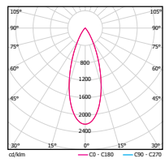

DDT65-LM43E-330SWT

0° Aiming Angle

D(M)	LUX	W	L
1	8637	0.7	0.7
2	2159	1.3	1.3
3	960	2.0	2.0
4	540	2.7	2.7

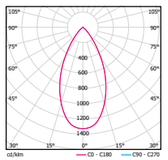

DDT65-LM43E-530SWT

0° Aiming Angle

D(M)	LUX	W	L
1	4885	1.0	1.0
2	1221	1.9	1.9
3	543	2.9	2.9
4	305	3.8	3.8

Accessories

Lenses/Filters

Model	Beam Elongator	Honeycomb
		
DDT25	LENS-DLT21-BEL	LENS-DLT21-HCL
DDT35	LENS-DDT31-BEL	LENS-DDT31-HCL
DDT45	LENS-DDT41-BEL	LENS-DDT41-HCL
DDT55	LENS-DDT51-BEL	LENS-DDT51-HCL
DDT65	LENS-DDT61-BEL	LENS-DDT61-HCL

Note：Only one piese accessory allowed and need to order separately

VOLTA SMART



Product Parameters



Model	Size	Trim	LED Power	System CBCP	Driver	Beam	CCT	Reflector	Finish
DT	6 6"	9 Round Trim	LD20 20W LD30 30W	27692cd(20W @3000K 10°) 10831cd(20W @3000K 24°) 5737cd(20W @3000K 36°) 38323cd(30W @3000K 10°) 14988cd(30W @3000K 24°) 7912cd(30W @3000K 36°)	B APP G Remote Control D 0-10V+Remote Control M DMX512+Remote Control W DMX512	S 7° 1 10° 2 24° 3 36° F 15°-40°	27 2700K 30 3000K 35 3500K 40 4000K 50 5000K	W White B Black	WT Black BK Black

Example: DDT69-LM20G-130WWT
Note: Honeycomb standard configured

Specifications



- Body Material: Die-cast aluminum
- Optical System: Clear Lens included
- Finish: Environmentally safe powder coat
- Adjustable Angle: 0°-355° horizontal rotation and 0°-30° vertical aiming tilt
- Accessories/Brackets: Remote Controller
- Wiring: Please refer to wiring schematic diagram at the end of catalog
- Cutout: Ø160mm
- Ceiling Thickness: 1mm-25mm
- Cut Off Angle: 15°
- LED Type: High Power LED(7°) / COB(10°/24°/36°)
- LED Wattage, CCT, Lumen Output: 3000K 2250lm 20W
  3000K 3350lm 30W
- LED Lifetime: >50,000h-L70 / B10-Ta25℃ (LM-80/TM-21)
- LED Color Consistency: 3 SDCM
- Net Weight: 2.6Kg

Product Features/Optics



S *7°* **1** *10°* **2** *24°* **3** *36°* **Multiple options for dimming**

Light Distribution

DDT69

DDT69-LM30-G127WWT

0° Aiming Angle

D(M)	LUX	W	L
1	30436	0.21	0.21
2	7609	0.42	0.42
3	3382	0.63	0.63
4	1902	0.84	0.84

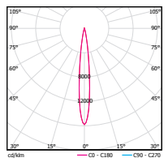

DDT69-LM30-G227WWT

0° Aiming Angle

D(M)	LUX	W	L
1	15844	0.33	0.33
2	3961	0.66	0.66
3	1760	0.99	0.99
4	990	1.32	1.32

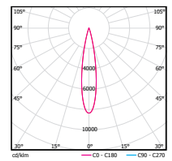

DDT69-LM30-G327WWT

0° Aiming Angle

D(M)	LUX	W	L
1	5344	0.61	0.61
2	1336	1.22	1.22
3	594	1.83	1.83
4	334	2.44	2.44

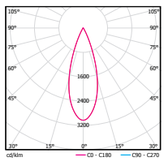

Accessories

Model	Remote Controller
	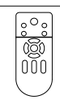
DDT69	PAD-DDT69-WT

Note：The handheld remote controller needs to be ordered separately. The maximum number of matching luminaires is 10, and the maximum distance is 10 meters. Please refer to the installation manual for details.



Bank of Communications New Bund 31 Performing Arts Center
Shanghai



PLANA PRO

The performance-based PLANA PRO LED Downlight series is designed and engineered for challenging hospitality and commercial applications. Constructed of die-cast aluminum, dimmable LED luminaires are engineered with advanced proprietary LED technology that ensures superior quality, minimal maintenance and long lasting life. Adjustable beam angles and various color temperatures are available.

PLANA PRO MONO



DLP13 DLP23 DLP33 DLP43 DLP53

Specifications

IP20 | 40℃ / -20℃ | High CRI | Input 220V AC/50Hz | Dimmable | DALI | SUBROSA® Glare-free

- Body Material: Die-cast aluminum
- Optical System: Clear Lens included + SUBROSA®Optical System
- Finish: Environmentally safe powder coat
- Wiring: Please refer to wiring schematic diagram at the end of catalog
- Cutout: Ø36mm / Ø63mm / Ø93mm / Ø116mm / Ø140mm
- Ceiling Thickness: 1mm-25mm / 1mm-30mm /1mm-40mm / 1mm-40mm / 1mm-40mm
- Cut Off Angle: 35° / 30°(DLP13-LD06)
- LED Wattage, CCT, Lumen Output:
  DLP13 3000K: 220lm 2W / 600lm 6W
  DLP23 3000K: 800lm
  DLP33 3000K: 1463lm 13W / 1971lm 18W
  DLP43 3000K: 2300lm 18W / 3100lm 25W
  DLP53 3000K: 3830lm 32W / 4500lm 40W
- LED Lifetime: >50,000h-L70 / B10-Ta25℃ (LM-80/TM-21)
- LED Color Consistency: 3 SDCM（ 4000K 5 SDCM ）
- Net Weight: 0.15Kg / 0.45Kg / 1.0Kg / 1.45Kg / 2.2Kg

Product Features/Optics



S *8°*



1 *15°/18°*



2 *24°/28°*



3 *36°/38°*



4 *40°/48°*



5 *50°/58°*



6 *60°*





SUBROSA® Optical System

Product Parameters

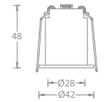

Model	Size	Trim	LED Power	System Lumens	Driver	CCT	Beam	Reflector	Finish
DLP	**1** *1"*	**3** *Round Trim*	**LD02** *LED 2W*	*134lm(@2W 3000K 12°)* *152lm(@2W 3000K 22°)* *119lm(@2W 3000K 30°)*	**E** *ON-OFF* **N** *No Driver*	**27** *2700K* **30** *3000K* **40** *4000K*	**S** *8°* **1** *15°* **2** *24°* **3** *36°* **5** *50°*	**B** *Black* **S** *Specular*	**WT** *White*

Example: DLP13-LD02E-302BWT

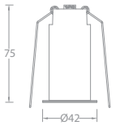

Model	Size	Trim	LED Power	System Lumens	Driver	Beam	CCT	Reflector	Finish
DLP	**1** *1"*	**3** *Round Trim*	**LD06** *COB 6W*	*352lm(@6W 3000K 15°)* *442lm(@6W 3000K 24°)* *449lm(@6W 3000K 36°)*	**E** *ON-OFF* **D** *0-10V Dimming* **N** *No Driver*	**1** *15°* **2** *24°* **3** *36°*	**27** *2700K* **30** *3000K* **40** *4000K*	**B** *Black* **S** *Specular*	**WT** *White*

Example: DLP13-LD06D-230BWT

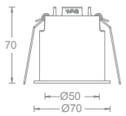

Model	Size	Trim	LED Power	System Lumens	Driver	CCT	Beam	Reflector	Finish
DLP	**2** *2"*	**3** *Round Trim*	**LD08** *LED 8W*	*546lm(@8W 3000K 15°)* *554lm(@8W 3000K 24°)* *542lm(@8W 3000K 36°)* *498lm(@8W 3000K 48°)*	**E** *ON-OFF* **D** *0-10V Dimming* **N** *No Driver*	**27** *2700K* **30** *3000K* **40** *4000K*	**1** *15°* **2** *24°* **3** *36°* **4** *48°*	**B** *Black* **S** *Specular*	**WT** *White*

Example: DLP23-LD08E-302BWT

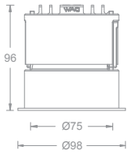

Model	Size	Trim	LED Power	System Lumens	Driver	CCT	Beam	Reflector	Finish
DLP	**3** *3"*	**3** *Round Trim*	**LM13** *COB 13W* **LM18** *COB 18W*	*844lm(@13W 3000K 18°)* *881lm(@13W 3000K 28°)* *1015lm(@13W 3000K 36°)* *886lm(@13W 3000K 45°)* *943lm(@13W 3000K 58°)*	**E** *ON-OFF* **D** *0-10V Dimming*	**27** *2700K* **30** *3000K* **35** *3500K* **40** *4000K* **50** *5000K*	**1** *18°* **2** *28°* **3** *38°* **4** *48°* **5** *58°*	**B** *Black* **S** *Specular*	**WT** *White*
DLP	**3** *3"*	**3** *Round Trim*	**LM18** *COB 18W*	*1047lm(@18W 3000K 18°)* *1084lm(@18W 3000K 28°)* *1241lm(@18W 3000K 36°)* *1096lm(@18W 3000K 45°)* *1204lm(@18W 3000K 58°)*	**N** *No Driver* **A** *DALI*	**27** *2700K* **30** *3000K* **35** *3500K* **40** *4000K* **50** *5000K*	**1** *18°* **2** *28°* **3** *38°* **4** *48°* **5** *58°*	**B** *Black* **S** *Specular*	**WT** *White*

Example: DLP33-LM18E-302BWT

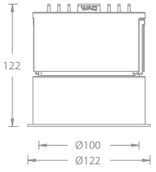

Model	Size	Trim	LED Power	System Lumens	Driver	CCT	Beam	Reflector	Finish
DLP	**4** *4"*	**3** *Round Trim*	**LM18** *COB 18W* **LM25** *COB 25W*	*1567lm(@18W 3000K 20°)* *1446lm(@18W 3000K 30°)* *1495lm(@18W 3000K 40°)* *1784lm(@18W 3000K 50°)* *1706lm(@18W 3000K 60°)*	**E** *ON-OFF* **D** *0-10V Dimming*	**27** *2700K* **30** *3000K* **35** *3500K* **40** *4000K* **50** *5000K*	**2** *20°* **3** *30°* **4** *40°* **5** *50°* **6** *60°*	**B** *Black* **S** *Specular*	**WT** *White*
DLP	**4** *4"*	**3** *Round Trim*	**LM25** *COB 25W*	*2106lm(@25W 3000K 20°)* *1921m(@25W 3000K 30°)* *1981lm(@25W 3000K 40°)* *2348lm(@25W 3000K 50°)* *2274lm(@25W 3000K 60°)*	**N** *No Driver* **A** *DALI*	**27** *2700K* **30** *3000K* **35** *3500K* **40** *4000K* **50** *5000K*	**2** *20°* **3** *30°* **4** *40°* **5** *50°* **6** *60°*	**B** *Black* **S** *Specular*	**WT** *White*

Example: DLP43-LM18E-302BWT

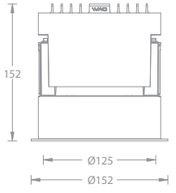

Model	Size	Trim	LED Power	System Lumens	Driver	CCT	Beam	Reflector	Finish
DLP	**5** *5"*	**3** *Round Trim*	**LM32** *COB 32W* **LM40** *COB 40W*	*3017lm(@32W 3000K 15°)* *2885lm(@32W 3000K 24°)* *2950lm(@32W 3000K 36°)* *3688lm(@40W 3000K 15°)* *3526lm(@40W 3000K 24°)* *3605lm(@40W 3000K 36°)*	**E** *ON-OFF* **D** *0-10V Dimming*	**27** *2700K* **30** *3000K* **35** *3500K* **40** *4000K* **50** *5000K*	**1** *15°* **2** *24°* **3** *36°*	**B** *Black* **S** *Specular*	**WT** *White*
DLP	**5** *5"*	**3** *Round Trim*	**LM40** *COB 40W*		**N** *No Driver* **A** *DALI*	**27** *2700K* **30** *3000K* **35** *3500K* **40** *4000K* **50** *5000K*	**1** *15°* **2** *24°* **3** *36°*	**B** *Black* **S** *Specular*	**WT** *White*

Example: DLP53-LM32E-302BWT

DLP13

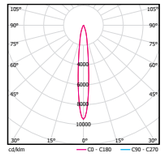

DLP13-LD02E-301SWT

0° Aiming Angle

D(M)	LUX	W	L
1	1597	0.2	0.2
2	399	0.5	0.5
3	177	0.7	0.7
4	100	0.9	0.9

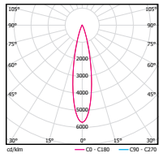

DLP13-LD02E-302SWT

0° Aiming Angle

D(M)	LUX	W	L
1	887	0.4	0.4
2	222	0.8	0.8
3	99	1.2	1.2
4	55	1.6	1.6

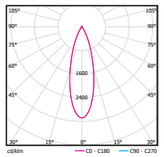

DLP13-LD02E-303SWT

0° Aiming Angle

D(M)	LUX	W	L
1	284	0.6	0.6
2	71	1.3	1.3
3	32	1.9	1.9
4	18	2.5	2.5

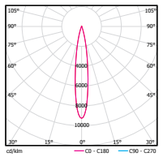

DLP13-LD06D-130BWT

0° Aiming Angle

D(M)	LUX	W	L
1	3262	0.27	0.27
2	816	0.54	0.54
3	362	0.81	0.81
4	204	1.08	1.08

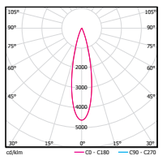

DLP13-LD06D-230BWT

0° Aiming Angle

D(M)	LUX	W	L
1	2043	0.43	0.43
2	511	0.86	0.86
3	227	1.29	1.29
4	128	1.72	1.72

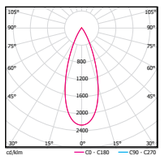

DLP13-LD06D-330BWT

0° Aiming Angle

D(M)	LUX	W	L
1	1020	0.67	0.67
2	255	1.34	1.34
3	113	2.01	2.01
4	64	2.68	2.68

DLP23

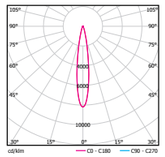

DLP23-LD08E-301SWT

0° Aiming Angle

D(M)	LUX	W	L
1	4687	0.3	0.3
2	1172	0.5	0.5
3	521	0.8	0.8
4	293	1.1	1.1

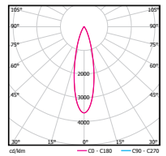

DLP23-LD02E-302SWT

0° Aiming Angle

D(M)	LUX	W	L
1	887	0.4	0.4
2	222	0.8	0.8
3	99	1.2	1.2
4	55	1.6	1.6

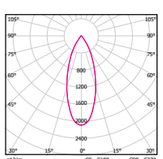

DLP23-LD02E-303SWT

0° Aiming Angle

D(M)	LUX	W	L
1	284	0.6	0.6
2	71	1.3	1.3
3	32	1.9	1.9
4	18	2.5	2.5

DLP33

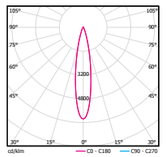

DLP33-LM18E-301SWT

0° Aiming Angle

D(M)	LUX	W	L
1	6468	0.3	0.3
2	1617	0.6	0.6
3	719	1.0	1.0
4	404	1.3	1.3

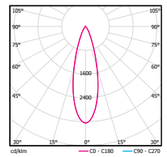

DLP33-LM18E-302SWT

0° Aiming Angle

D(M)	LUX	W	L
1	3518	0.5	0.5
2	880	1.0	1.0
3	391	1.5	1.5
4	220	2.0	2.0

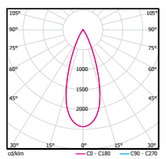

DLP33-LM18E-303SWT

0° Aiming Angle

D(M)	LUX	W	L
1	3028	0.7	0.7
2	757	1.4	1.4
3	336	2.1	2.1
4	189	2.8	2.8

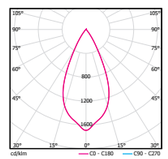

DLP33-LM18E-304SWT

0° Aiming Angle

D(M)	LUX	W	L
1	1861	0.9	0.9
2	465	1.8	1.8
3	207	2.7	2.7
4	116	3.6	3.6

DLP43

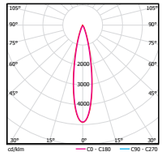

DLP43-LM25E-302SWT

0° Aiming Angle

D(M)	LUX	W	L
1	10365	0.4	0.4
2	2591	0.7	0.7
3	1152	1.1	1.1
4	648	1.4	1.4

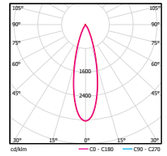

DLP43-LM25E-303SWT

0° Aiming Angle

D(M)	LUX	W	L
1	6253	0.5	0.5
2	1563	1.1	1.1
3	695	1.6	1.6
4	391	2.1	2.1

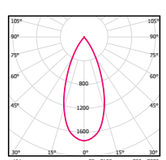

DLP43-LM25E-302SWT

0° Aiming Angle

D(M)	LUX	W	L
1	3464	0.7	0.7
2	866	1.5	1.5
3	385	2.2	2.2
4	217	2.9	2.9

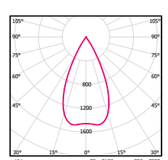

DLP43-LM25E-305SWT

0° Aiming Angle

D(M)	LUX	W	L
1	3581	0.9	0.9
2	895	1.9	1.9
3	398	2.8	2.8
4	224	3.7	3.7

DLP53

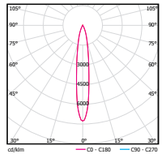

DLP53-LM40E-301SWT

0° Aiming Angle

D(M)	LUX	W	L
1	26804	0.26	0.26
2	6701	0.52	0.52
3	2978	0.78	0.78
4	1675	1.04	1.04

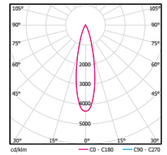

DLP53-LM40E-302SWT

0° Aiming Angle

D(M)	LUX	W	L
1	15330	0.43	0.43
2	3833	0.86	0.86
3	1703	1.29	1.29
4	958	1.72	1.72

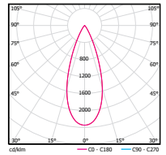

DLP53-LM40E-303SWT

0° Aiming Angle

D(M)	LUX	W	L
1	8463	0.68	0.68
2	2116	1.36	1.36
3	940	2.04	2.04
4	529	2.72	2.72

RECESSED CEILING

PLANA PRO RGBW



DLP33



DLP43

Specifications



- Body Material: Die-cast aluminum
- Optical System: Clear Lens included + SUBROSA®Optical System
- Finish: Environmentally safe powder coat
- Wiring: Please refer to wiring schematic diagram at the end of catalog
- Cutout: Ø93mm / Ø116mm
- Ceiling Thickness: 1mm-35mm
- Cut Off Angle: 35°
- LED Type: RGBW 4in1
- LED CCT,wattage : RGBW 14W / RGBW 24W
- LED Lifetime: >50,000h-L70 / B10-Ta25℃ (LM-80/TM-21)
- LED Color Consistency: 3 SDCM
- Net Weight: .0Kg / 1.45Kg

Product Features/Optics



4 *40°*

6 *60°*



SUBROSA® Optical System

Product Parameters

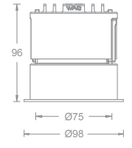

Model	Size	Trim	LED Power	Driver	CCT	Beam	Reflector	Finish
DLP	**3** *3"*	**3** *Round Trim*	**LM14** *14W*	**M** *DMX512 Dimming 24V DC Power Supply*	**F3** *RGBW(3000K)*	**4** *40°* **6** *60°*	**B** *Black*	**WT** *White* **BK** *Black*

Example: DLP33-LM14M-F34BWT

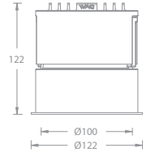

Model	Size	Trim	LED Power	Driver	CCT	Beam	Reflector	Finish
DLP	**4** *4"*	**3** *Round Trim*	**LM24** *24W*	**M** *DMX512 Dimming 24V DC Power Supply*	**F3** *RGBW(3000K)*	**4** *40°* **6** *60°*	**B** *Black*	**WT** *White* **BK** *Black*

Example: DLP43-LD24M-F34BWT

PLANA PRO DIRECTIONAL MONO



DDP11 DDP21 DDP31 DDP41 DDP51

Specifications

IP20 | 40℃ / -20℃ | High CRI | Input 220V AC/50Hz | Dimmable | DALI | SUBROSA® Glare-free

- Body Material: Die-cast aluminum
- Optical System:
  DDP11: Lens
  DDP21/DDP31/DDP41: Lens + SUBROSA®Optical System
  DDP51: Lens+Reflector
- Finish: Environmentally safe powder coat
- Adjustable Angle:
  DDP11: 0°-360° horizontal rotation and -20°-20° vertical aiming tilt
  DDP21/DDP31/DDP41: Adjustable Angle: 0°-355° horizontal rotation and 0°-30° vertical aiming tilt
  DDP51: 0°-26° horizontal rotation and 0°-25° vertical aiming tilt
- Wiring: Please refer to wiring schematic diagram at the end of catalog
- Cutout: Ø36mm / Ø63mm / Ø93mm / Ø116mm / Ø140mm
- Ceiling Thickness: 1mm-15mm / 6mm-16mm /1mm-25mm / 1mm-25mm / 1mm-25mm
- Cut Off Angle: 35° / 15°(DDP11)
- LED Wattage, CCT, Lumen Output:
  DDP11 3000K:175lm
  DDP21 3000K: 800lm
  DDP31 3000K: 1463lm 13W / 1971lm 18W
  DDP41 3000K: 2300lm 18W / 3100lm 25W
  DDP51 3000K: 3830lm 32W / 4500lm 40W
- LED Lifetime: >50,000h-L70 / B10-Ta25℃ (LM-80/TM-21)
- LED Color Consistency: 3 SDCM
- Net Weight: 0.1Kg / 0.45Kg / 1.0Kg / 1.45Kg / 1.95Kg

Product Features/Optics



1 *15°/18°* **2** *24°/28°* **3** *30°/36°/38°* **4** *40°/48°* **5** *50°/55°/58°* **6** *60°*

Product Parameters

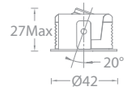

Model	Size	Trim	LED Power	System Lumens	Driver	Beam	CCT	Reflector	Finish
DDP	**1** *1"*	**1** *Round Trim*	**LD02** *LED 2W*	*91lm(@2W 3000K 12°)* *95lm(@2W 3000K 24°)* *89lm(@2W 3000K 36°)* *74lm(@2W 3000K 55°)*	**E** *ON-OFF* **N** *No Driver*	**1** *12°* **2** *24°* **3** *36°* **5** *55°*	**27** *2700K* **30** *3000K* **40** *4000K*	**W** *White*	**WT** *White*
DDP	**1** *1"*	**1** *Round Trim*	**LD02** *LED 2W*		**E** *ON-OFF* **N** *No Driver*	**1** *12°* **2** *24°* **3** *36°* **5** *55°*	**27** *2700K* **30** *3000K* **40** *4000K*	**B** *Black*	**BK** *Black*

Example: DDP11-LD02E-230WWT

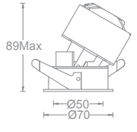

Model	Size	Trim	LED Power	System Lumens	Driver	CCT	Beam	Reflector	Finish
DDP	**2** *2"*	**1** *Round Trim*	**LD08** *LED 8W*	*436lm(@8W 3000K 15°)* *438lm(@8W 3000K 24°)* *437lm(@8W 3000K 36°)*	**E** *ON-OFF* **D** *0-10V Dimming* **N** *No Driver*	**27** *2700K* **30** *3000K* **40** *4000K*	**1** *15°* **2** *24°* **3** *36°*	**B** *Black* **S** *Specular*	**WT** *White*

Example: DDP21-LD08E-302BWT

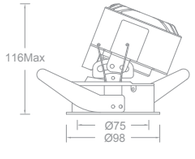

Model	Size	Trim	LED Power	System Lumens	Driver	CCT	Beam	Reflector	Finish
DDP	**3** *3"*	**1** *Round Trim*	**LM13** *COB 13W* **LM18** *COB 18W*	*815lm(@13W 3000K 18°)* *830lm(@13W 3000K 28°)* *958lm(@13W 3000K 38°)* *919lm(@13W 3000K 48°)* *915lm(@13W 3000K 58°)*	**E** *ON-OFF* **D** *0-10V Dimming*	**27** *2700K* **30** *3000K* **35** *3500K* **40** *4000K* **50** *5000K*	**1** *18°* **2** *28°* **3** *38°* **4** *48°* **5** *58°*	**B** *Black* **S** *Specular*	**WT** *White*
DDP	**3** *3"*	**1** *Round Trim*	**LM18** *COB 18W*	*1101lm(@18W 3000K 18°)* *1113lm(@18W 3000K 28°)* *1260lm(@18W 3000K 38°)* *1242lm(@18W 3000K 48°)* *1251lm(@18W 3000K 58°)*	**N** *No Driver* **A** *DALI*	**27** *2700K* **30** *3000K* **35** *3500K* **40** *4000K* **50** *5000K*	**1** *18°* **2** *28°* **3** *38°* **4** *48°* **5** *58°*	**B** *Black* **S** *Specular*	**WT** *White*

Example: DDP31-LM18E-302BWT

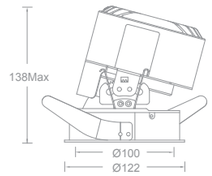

Model	Size	Trim	LED Power	System Lumens	Driver	CCT	Beam	Reflector	Finish
DDP	**4** *4"*	**1** *Round Trim*	**LM18** *COB 18W* **LM25** *COB 25W*	*1559lm(@18W 3000K 20°)* *1424lm(@18W 3000K 30°)* *1452lm(@18W 3000K 40°)* *1760lm(@18W 3000K 50°)* *1649lm(@18W 3000K 60°)*	**E** *ON-OFF* **D** *0-10V Dimming*	**27** *2700K* **30** *3000K* **35** *3500K* **40** *4000K* **50** *5000K*	**2** *20°* **3** *30°* **4** *40°* **5** *50°* **6** *60°*	**B** *Black* **S** *Specular*	**WT** *White*
DDP	**4** *4"*	**1** *Round Trim*	**LM25** *COB 25W*	*1930lm(@25W 3000K 20°)* *1746lm(@25W 3000K 30°)* *1795lm(@25W 3000K 40°)* *2174lm(@25W 3000K 50°)* *2050lm(@25W 3000K 60°)*	**N** *No Driver* **A** *DALI*	**27** *2700K* **30** *3000K* **35** *3500K* **40** *4000K* **50** *5000K*	**2** *20°* **3** *30°* **4** *40°* **5** *50°* **6** *60°*	**B** *Black* **S** *Specular*	**WT** *White*

Example: DDP41-LM18E-302BWT

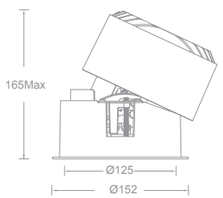

Model	Size	Trim	LED Power	System Lumens	Driver	Beam	CCT	Reflector	Finish
DDP	**5** *5"*	**1** *Round Trim*	**LM32** *COB 32W* **LM40** *COB 40W*	*2529lm(@32W 3000K 15°)* *3246lm(@32W 3000K 24°)* *3119lm(@32W 3000K 36°)* *3002lm(@32W 3000K 55°)* *3003lm(@40W 3000K 15°)*	**E** *ON-OFF* **D** *0-10V Dimming*	**1** *15°* **2** *24°* **3** *36°* **5** *55°*	**27** *2700K* **30** *3000K* **35** *3500K* **40** *4000K* **50** *5000K*	**B** *Black* **S** *Specular*	**WT** *White* **BK** *Black*
DDP	**5** *5"*	**1** *Round Trim*	**LM40** *COB 40W*	*3798lm(@40W 3000K 24°)* *3649lm(@40W 3000K 36°)* *3513lm(@40W 3000K 55°)*	**N** *No Driver* **A** *DALI*	**1** *15°* **2** *24°* **3** *36°* **5** *55°*	**27** *2700K* **30** *3000K* **35** *3500K* **40** *4000K* **50** *5000K*	**B** *Black* **S** *Specular*	**WT** *White* **BK** *Black*

Example: DDP51-LM32E-302BWT

DDP11

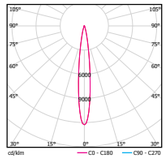

DDP11-LD02E-130WWT

0° Aiming Angle

D(M)	LUX	W	L
1	1121	0.2	0.2
2	280	0.5	0.5
3	125	0.7	0.7
4	70	0.9	0.9

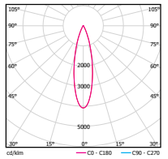

DDP11-LD02E-230WWT

0° Aiming Angle

D(M)	LUX	W	L
1	390	0.5	0.5
2	98	0.9	0.9
3	43	1.4	1.4
4	24	1.8	1.8

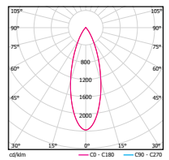

DDP11-LD02E-330WWT

0° Aiming Angle

D(M)	LUX	W	L
1	210	0.6	0.6
2	53	1.2	1.2
3	23	1.8	1.8
4	13	2.4	2.4

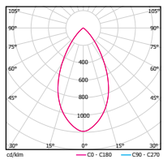

DDP11-LD02E-530WWT

0° Aiming Angle

D(M)	LUX	W	L
1	88	1.0	1.0
2	22	2.1	2.1
3	10	3.1	3.1
4	6	4.1	4.1

DDP21

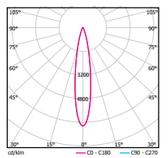

DDP21-LD08E-301SWT

0° Aiming Angle

D(M)	LUX	W	L
1	5155	0.3	0.3
2	1289	0.5	0.5
3	573	0.8	0.8
4	322	1.1	1.1

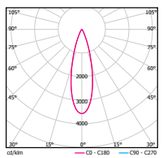

DDP21-LD08E-302SWT

0° Aiming Angle

D(M)	LUX	W	L
1	3150	0.4	0.4
2	788	0.9	0.9
3	350	1.3	1.3
4	197	1.7	1.7

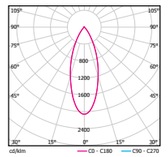

DDP21-LD08E-303SWT

0° Aiming Angle

D(M)	LUX	W	L
1	1310	0.6	0.6
2	328	1.3	1.3
3	146	1.9	1.9
4	82	2.6	2.6

DDP31

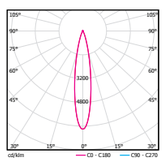

DDP31-LM18E-301SWT

0° Aiming Angle

D(M)	LUX	W	L
1	7398	0.3	0.3
2	1850	0.6	0.6
3	822	1.0	1.0
4	462	1.3	1.3

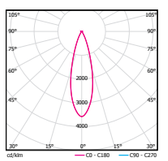

DDP31-LM18E-302SWT

0° Aiming Angle

D(M)	LUX	W	L
1	3996	0.5	0.5
2	999	1.0	1.0
3	444	1.5	1.5
4	250	2.0	2.0

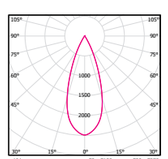

DDP31-LM18E-303SWT

0° Aiming Angle

D(M)	LUX	W	L
1	3200	0.7	0.7
2	800	1.4	1.4
3	356	2.1	2.1
4	200	2.8	2.8

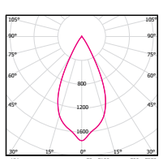

DDP31-LM18E-304SWT

0° Aiming Angle

D(M)	LUX	W	L
1	2196	0.9	0.9
2	549	1.8	1.8
3	244	2.7	2.7
4	137	3.6	3.6

DDP41

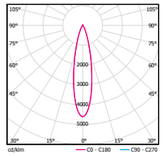

DDP41-LM25E-302SWT

0° Aiming Angle

D(M)	LUX	W	L
1	9163	0.4	0.4
2	2291	0.7	0.7
3	1018	1.1	1.1
4	573	1.4	1.4

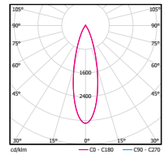

DDP41-LM25E-303SWT

0° Aiming Angle

D(M)	LUX	W	L
1	5857	0.5	0.5
2	1464	1.1	1.1
3	651	1.6	1.6
4	366	2.1	2.1

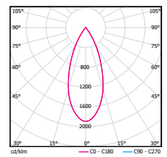

DDP41-LM25E-304SWT

0° Aiming Angle

D(M)	LUX	W	L
1	3408	0.7	0.7
2	852	1.5	1.5
3	379	2.2	2.2
4	213	2.9	2.9

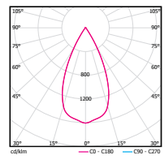

DDP41-LM25E-305SWT

0° Aiming Angle

D(M)	LUX	W	L
1	3497	0.9	0.9
2	874	1.9	1.9
3	389	2.8	2.8
4	219	3.7	3.7

DDP51

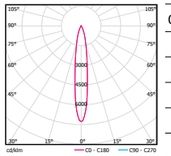

DDP51-LM40E-301SWT

0° Aiming Angle

D(M)	LUX	W	L
1	26804	0.26	0.26
2	6701	0.52	0.52
3	2978	0.78	0.78
4	1675	1.04	1.04

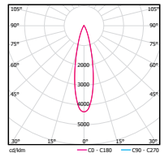

DDP51-LM40E-302SWT

0° Aiming Angle

D(M)	LUX	W	L
1	15330	0.43	0.43
2	3833	0.86	0.86
3	1703	1.29	1.29
4	958	1.72	1.72

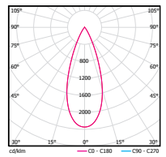

DDP51-LM40E-303SWT

0° Aiming Angle

D(M)	LUX	W	L
1	8463	0.68	0.68
2	2116	1.36	1.36
3	940	2.04	2.04
4	529	2.72	2.72

PLANA PRO WALL WASHER MONO



DWP21



DWP31



DWP41



DWP51

Specifications



- Body Material: Die-cast aluminum
- Optical System: LiteBrush®
- Finish: Environmentally safe powder coat
- Wiring: Please refer to wiring schematic diagram at the end of catalog
- Cutout: Ø63mm / Ø93mm / Ø116mm / Ø140mm
- Ceiling Thickness: 1mm-30mm /1mm-35mm / 1mm-40mm / 1mm-45mm
- LED Wattage, CCT, Lumen Output:
  DWP21 3000K: 800lm
  DWP31 3000K: 1463lm 13W / 1971lm 18W
  DWP41 3000K: 2300lm 18W / 3100lm 25W
  DWP51 3000K: 3830lm 32W / 4500lm 40W
- LED Lifetime: >50,000h-L70 / B10-Ta25℃ (LM-80/TM-21)
- LED Color Consistency: 3 SDCM（4000K 5 SDCM）
- Net Weight: 0.5Kg / 1.0Kg / 1.45Kg / 2.16Kg

Product Features/Optics



W *Wall Washer*



LiteBrush® Optical System

Product Parameters

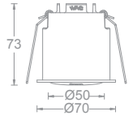

Model	Size	Trim	LED Power	System Lumens	Driver	CCT	Beam	Reflector	Finish
DWP	**2** *2"*	**1** *Round Trim*	**LD08** *LED 8W*	*330lm(@8W 3000K)*	**E** *ON-OFF* **D** *0-10V Dimming* **N** *No Driver*	**27** *2700K* **30** *3000K* **40** *4000K*	**W** *Wall Washer*	**B** *Black*	**WT** *White* **BK** *Black*

Example: DWP21-LD08E-30WBBK

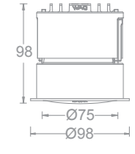

Model	Size	Trim	LED Power	System Lumens	Driver	CCT	Beam	Reflector	Finish
DWP	**3** *3"*	**1** *Round Trim*	**LM13** *COB 13W* **LM18** *COB 18W*	*604lm(@13W 3000K)* *844lm(@18W 3000K)*	**E** *ON-OFF* **D** *0-10V Dimming*	**27** *2700K* **30** *3000K* **35** *3500K* **40** *4000K* **50** *5000K*	**W** *Wall Washer*	**B** *Black*	**WT** *White* **BK** *Black*
DWP	**3** *3"*	**1** *Round Trim*	**LM18** *COB 18W*		**N** *No Driver* **A** *DALI*	**27** *2700K* **30** *3000K* **35** *3500K* **40** *4000K* **50** *5000K*	**W** *Wall Washer*	**B** *Black*	**WT** *White* **BK** *Black*

Example: DWP31-LM13E-30WBBK

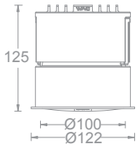

Model	Size	Trim	LED Power	System Lumens	Driver	CCT	Beam	Reflector	Finish
DWP	**4** *4"*	**1** *Round Trim*	**LM18** *COB 18W* **LM25** *COB 25W*	*1296lm(@18W 3000K)* *1605lm(@25W 3000K)*	**E** *ON-OFF* **D** *0-10V Dimming*	**27** *2700K* **30** *3000K* **35** *3500K* **40** *4000K* **50** *5000K*	**W** *Wall Washer*	**B** *Black*	**WT** *White* **BK** *Black*
DWP	**4** *4"*	**1** *Round Trim*	**LM25** *COB 25W*		**N** *No Driver* **A** *DALI*	**27** *2700K* **30** *3000K* **35** *3500K* **40** *4000K* **50** *5000K*	**W** *Wall Washer*	**B** *Black*	**WT** *White* **BK** *Black*

Example: DWP41-LM18E-30WBWT

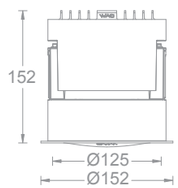

Model	Size	Trim	LED Power	System Lumens	Driver	CCT	Beam	Reflector	Finish
DWP	**5** *5"*	**1** *Round Trim*	**LM32** *COB 32W* **LM40** *COB 40W*	*2561lm(@32W 3000K)* *3022lm(@40W 3000K)*	**E** *ON-OFF* **D** *0-10V Dimming*	**27** *2700K* **30** *3000K* **35** *3500K* **40** *4000K* **50** *5000K*	**W** *Wall Washer*	**B** *Black*	**WT** *White* **BK** *Black*
DWP	**5** *5"*	**1** *Round Trim*	**LM40** *COB 40W*		**N** *No Driver* **A** *DALI*	**27** *2700K* **30** *3000K* **35** *3500K* **40** *4000K* **50** *5000K*	**W** *Wall Washer*	**B** *Black*	**WT** *White* **BK** *Black*

Example: DWP51-LM32E-30WBWT

DWP21-LD08E-30WBWT

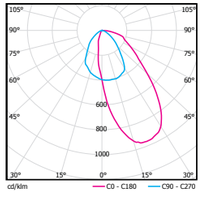

Specifications:

Wall height (m) *3*

Offset from Wall (m) *0.6*

Luminaire spacing (m) *0.6*

H (m)	Surface illumination (lux)				
	below the luminaire	between the luminaire	below the luminaire	between the luminaire	below the luminaire
2.85	*147*	*132*	*147*	*132*	*146*
2.55	*217*	*217*	*220*	*215*	*215*
2.25	*231*	*226*	*234*	*225*	*228*
1.95	*173*	*171*	*176*	*170*	*170*
1.65	*118*	*120*	*122*	*119*	*115*
1.35	*77*	*80*	*81*	*79*	*75*
1.05	*56*	*58*	*59*	*57*	*54*
0.75	*41*	*43*	*44*	*42*	*40*
0.45	*29*	*30*	*31*	*30*	*28*
0.15	*22*	*23*	*23*	*23*	*22*

Specifications:

Wall height (m) *3*

Offset from Wall (m) *1*

Luminaire spacing (m) *1*

H (m)	Surface illumination (lux)				
	below the luminaire	between the luminaire	below the luminaire	between the luminaire	below the luminaire
2.85	*35*	*33*	*35*	*33*	*35*
2.55	*65*	*65*	*66*	*64*	*65*
2.25	*79*	*79*	*80*	*79*	*78*
1.95	*87*	*86*	*88*	*86*	*86*
1.65	*83*	*81*	*84*	*81*	*82*
1.35	*68*	*67*	*69*	*67*	*67*
1.05	*55*	*55*	*56*	*54*	*54*
0.75	*44*	*45*	*45*	*44*	*43*
0.45	*34*	*35*	*35*	*35*	*33*
0.15	*28*	*29*	*29*	*29*	*27*

DWP31-LM18E-30WBWT

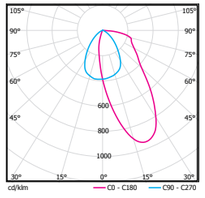

Specifications:

Wall height (m) *4.5*

Offset from Wall (m) *1*

Luminaire spacing (m) *1*

H (m)	Surface illumination (lux)				
	below the luminaire	between the luminaire	below the luminaire	between the luminaire	below the luminaire
4.275	*198*	*184*	*200*	*185*	*197*
3.825	*210*	*219*	*213*	*219*	*209*
3.375	*198*	*206*	*202*	*206*	*197*
2.925	*172*	*175*	*177*	*175*	*171*
2.475	*134*	*136*	*138*	*135*	*133*
2.025	*92*	*96*	*97*	*95*	*91*
1.575	*68*	*72*	*72*	*72*	*68*
1.125	*52*	*55*	*55*	*54*	*51*
0.675	*38*	*39*	*40*	*39*	*37*
0.225	*30*	*31*	*32*	*31*	*30*

Specifications:

Wall height (m) *4.5*

Offset from Wall (m) *1.5*

Luminaire spacing (m) *1.5*

H (m)	Surface illumination (lux)				
	below the luminaire	between the luminaire	below the luminaire	between the luminaire	below the luminaire
4.275	*72*	*68*	*72*	*68*	*72*
3.825	*92*	*93*	*94*	*93*	*92*
3.375	*95*	*99*	*96*	*99*	*94*
2.925	*92*	*96*	*94*	*96*	*91*
2.475	*88*	*90*	*90*	*90*	*87*
2.025	*77*	*77*	*79*	*77*	*76*
1.575	*65*	*66*	*67*	*66*	*65*
1.125	*54*	*55*	*56*	*55*	*53*
0.675	*43*	*44*	*45*	*44*	*43*
0.225	*35*	*37*	*37*	*37*	*35*

DWP41-LM25E-30WBWT

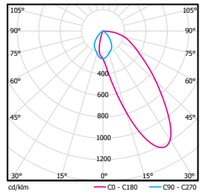

Specifications:

Wall height (m) *6*

Offset from Wall (m) *1.5*

Luminaire spacing (m) *1.5*

H (m)	Surface illumination (lux)				
	below the luminaire	between the luminaire	below the luminaire	between the luminaire	below the luminaire
5.7	*131*	*119*	*133*	*119*	*131*
5.1	*213*	*210*	*214*	*210*	*213*
4.5	*239*	*232*	*242*	*232*	*239*
3.9	*212*	*218*	*215*	*218*	*212*
3.3	*164*	*170*	*168*	*170*	*164*
2.7	*110*	*113*	*114*	*114*	*111*
2.1	*79*	*81*	*82*	*81*	*79*
1.5	*57*	*59*	*60*	*59*	*58*
0.9	*41*	*42*	*43*	*42*	*41*
0.3	*36*	*37*	*38*	*37*	*37*

Specifications:

Wall height (m) *6*

Offset from Wall (m) *2*

Luminaire spacing (m) *2*

H (m)	Surface illumination (lux)				
	below the luminaire	between the luminaire	below the luminaire	between the luminaire	below the luminaire
5.7	*65*	*58*	*63*	*58*	*66*
5.1	*111*	*107*	*111*	*107*	*111*
4.5	*136*	*133*	*137*	*134*	*137*
3.9	*140*	*135*	*141*	*136*	*140*
3.3	*128*	*130*	*129*	*130*	*129*
2.7	*107*	*110*	*109*	*110*	*107*
2.1	*85*	*87*	*87*	*88*	*86*
1.5	*67*	*69*	*69*	*69*	*68*
0.9	*51*	*52*	*53*	*52*	*51*
0.3	*46*	*46*	*46*	*46*	*46*

DWP51-LD32E-30WBWT

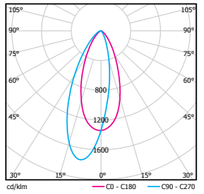

Specifications:

Wall height (m) *6*

Offset from Wall (m) *1*

Luminaire spacing (m) *1*

H (m)	Surface illumination (lux)				
	below the luminaire	between the luminaire	below the luminaire	between the luminaire	below the luminaire
5.7	*100*	*95*	*101*	*95*	*101*
5.1	*286*	*275*	*290*	*275*	*286*
4.5	*401*	*404*	*408*	*405*	*403*
3.9	*389*	*401*	*400*	*403*	*391*
3.3	*319*	*330*	*331*	*331*	*321*
2.7	*197*	*259*	*261*	*260*	*250*
2.1	*193*	*203*	*205*	*204*	*195*
1.5	*154*	*163*	*165*	*164*	*156*
0.9	*130*	*138*	*140*	*139*	*133*
0.3	*120*	*128*	*130*	*129*	*123*

Specifications:

Wall height (m) *6*

Offset from Wall (m) *1.5*

Luminaire spacing (m) *1.5*

H (m)	Surface illumination (lux)				
	below the luminaire	between the luminaire	below the luminaire	between the luminaire	below the luminaire
5.7	*38*	*36*	*38*	*36*	*38*
5.1	*95*	*91*	*96*	*91*	*95*
4.5	*148*	*143*	*150*	*143*	*146*
3.9	*183*	*183*	*186*	*183*	*184*
3.3	*190*	*195*	*194*	*195*	*191*
2.7	*179*	*185*	*184*	*185*	*180*
2.1	*160*	*165*	*165*	*166*	*161*
1.5	*141*	*146*	*148*	*146*	*143*
0.9	*126*	*133*	*133*	*133*	*128*
0.3	*118*	*123*	*125*	*124*	*119 y*

PLANA PRO WALL WASHER RGBW



DWP31



DWP41

Specifications

IP20 | 40 C / -20 C | High CRI | Input 24V DC | DMX | LiteBrush®

- Body Material: Die-cast aluminum
- Optical System: LiteBrush®
- Finish: Environmentally safe powder coat
- Wiring: Please refer to wiring schematic diagram at the end of catalog
- Cutout: Ø93mm / Ø116mm
- Ceiling Thickness: 1mm-35mm
- Cut Off Angle: 35°
- LED Type: RGBW 4in1
- LED CCT,Wattage : RGBW 14W / RGBW 24W
- LED Lifetime: >50,000h-L70 / B10-Ta25℃ (LM-80/TM-21)
- LED Color Consistency: 3 SDCM
- Net Weight:1 .0Kg / 1.45Kg

Product Features/Optics



LiteBrush® Optical System



W *Wall Washer*

Product Parameters

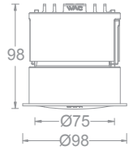

Model	Size	Trim	LED Power	Driver	CCT	Beam	Reflector	Finish
DWP	**3** *3"*	**1** *Round Trim*	**LM14** *14W*	**M** *DMX512 Dimming 24V DC Power Supply*	**F3** *RGBW(3000K)*	**W** *Wall Washer*	**B** *Black*	**WT** *White* **BK** *Black*

Example: DWP31-LD14M-F3WBBK

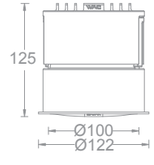

Model	Size	Trim	LED Power	Driver	CCT	Beam	Reflector	Finish
DWP	**4** *4"*	**1** *Round Trim*	**LM24** *24W*	**M** *DMX512 Dimming 24V DC Power Supply*	**F3** *RGBW(3000K)*	**W** *Wall Washer*	**B** *Black*	**WT** *White* **BK** *Black*

Example: DWP41-LM24M-F3WBBK



Hangzhou Guoshou Narada Hotel
Hangzhou , Zhejiang Province



ULTRA

The ULTRA Downlight-Directional is ideal for general lighting while the Directional style is perfect for accent illumination. The unique reflector design features a cut-off that directs the beam whenever you need it. Various beam angles can be added to the luminaires without tools for a broad range of applications. Square and trim styles are available, and various optic options are offered.

ULTRA ROUND TRIM DOWNLIGHT-DIRECTIONAL



DLN21



DLN31



DLN41

Specifications

IP20 | 40℃ / -20℃ | High CRI | Input 220V AC/50Hz | Dimmable | DALI | CCT Tunable

- Body Material: Aluminum
- Optical System: Clear Lens included+Reflector
- Finish: Environmentally safe powder coat
- Adjustable Angle: 0°-360° horizontal rotation and 0°-30° vertical aiming tilt
- Wiring: Please refer to wiring schematic diagram at the end of catalog
- Cutout: Ø55mm / Ø78mm / Ø100mm
- Ceiling Thickness: 5mm-15mm / 5mm-25mm / 5mm-25mm
- Cut Off Angle: 35°
- LED Type: COB
- LED Wattage, CCT, Lumen Output:
  DLN21 3000K:564lm 5W / 728lm 7W
  DLN31 3000K:720lm 8W / 800lm 7W / 1150lm 10W / 1495lm 13W
  DLN41 3000K:720lm 8W / 1645lm 13W / 2220lm 18W / 2960lm 25W
- LED Lifetime: >50,000h-L70 / B10-Ta25℃ (LM-80/TM-21)
- LED Color Consistency: 3 SDCM
- Net Weight: 0.12Kg / 0.45Kg / 0.8Kg

Product Features/Optics



S *8°*



N *13°*



1 *18°*



2 *28°*



3 *36°*



5 *50°*



Both Honeycomb and Clear Lenses are interchangeable

Product Parameters

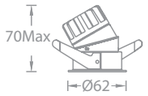

Model	Size	Trim	LED Power	System Lumens	Driver	Beam	CCT	Reflector	Finish
DLN	**2** *2"*	**1** *Round Trim*	**LM05** *COB 5W* **LM07** *COB 7W*	*316lm(@7W 3000K 15°)* *526lm(@7W 3000K 24°)* *509lm(@7W 3000K 36°)* *452lm(@7W 3000K 50°)*	**E** *ON-OFF* **D** *0-10V Dimming*	**1** *15°* **2** *24°* **3** *36°* **5** *50°*	**27** *2700K* **30** *3000K* **35** *3500K* **40** *4000K* **50** *5000K*	**B** *Black* **S** *Specular*	**WT** *White* **BK** *Black*
DLN	**2** *2"*	**1** *Round Trim*	**LM07** *COB 7W*	*316lm(@7W 3000K 15°)* *526lm(@7W 3000K 24°)* *509lm(@7W 3000K 36°)* *452lm(@7W 3000K 50°)*	**N** *No Driver* **A** *DALI*	**1** *15°* **2** *24°* **3** *36°* **5** *50°*	**27** *2700K* **30** *3000K* **35** *3500K* **40** *4000K* **50** *5000K*	**B** *Black* **S** *Specular*	**WT** *White* **BK** *Black*
DLN	**2** *2"*	**1** *Round Trim*	**LM07** *COB 7W*	*395lm(@7W 3000K 24°)* *380lm(@7W 3000K 36°)* *348lm(@7W 3000K 50°)*	**N** *No Driver* **A** *DALI*	**2** *24°* **3** *36°* **5** *50°*	**CC** *2700K-6000K (Tunable)*	**B** *Black* **S** *Specular*	**WT** *White* **BK** *Black*

Example : DLN21-LM07E-230SWT

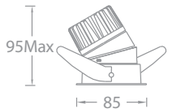

Model	Size	Trim	LED Power	System Lumens	Driver	Beam	CCT	Reflector	Finish
DLN	**3** *3"*	**1** *Round Trim*	**LM08** *COB 8W*	*375lm(@8W 3000K 8°)*	**E** *ON-OFF* **D** *0-10V Dimming*	**S** *8°*	**27** *2700K* **30** *3000K* **35** *3500K* **40** *4000K* **50** *5000K*	**B** *Black* **S** *Specular*	**WT** *White* **BK** *Black*
DLN	**3** *3"*	**1** *Round Trim*	**LM07** *COB 7W* **LM10** *COB10W* **LM13** *COB13W*	*533lm(@7W 3000K 13°)* *585lm(@7W 3000K 18°)* *641lm(@7W 3000K 28°)* *643lm(@7W 3000K 36°)* *425lm(@7W 3000K 50°)* *643lm(@10W 3000K 13°)* *714lm(@10W 3000K 18°)* *790lm(@10W 3000K 28°)* *804lm(@10W 3000K 36°)* *532lm(@10W 3000K 50°)* *820lm(@13W 3000K 13°)* *935lm(@13W 3000K 18°)* *1035lm(@13W 3000K 28°)* *1024lm(@13W 3000K 36°)* *677lm(@13W 3000K 50°)*	**E** *ON-OFF* **D** *0-10V Dimming*	**N** *13°* **1** *18°* **2** *28°* **3** *36°* **5** *50°*	**27** *2700K* **30** *3000K* **35** *3500K* **40** *4000K* **50** *5000K*	**B** *Black* **S** *Specular*	**WT** *White* **BK** *Black*
DLN	**3** *3"*	**1** *Round Trim*	**LM13** *COB 13W*		**N** *No Driver* **A** *DALI*	**N** *13°* **1** *18°* **2** *28°* **3** *36°* **5** *50°*	**27** *2700K* **30** *3000K* **35** *3500K* **40** *4000K* **50** *5000K*	**B** *Black* **S** *Specular*	**WT** *White* **BK** *Black*
DLN	**3** *3"*	**1** *Round Trim*	**LM13** *COB 13W*	*688lm(@13W 3000K 18°)* *1042lm(@13W 3000K 24°)* *923lm(@13W 3000K 36°)* *740lm(@13W 3000K 50°)*	**N** *No Driver* **A** *DALI*	**1** *18°* **2** *28°* **3** *36°* **5** *50°*	**CC** *2700K-6000K (Tunable)*	**B** *Black* **S** *Specular*	**WT** *White* **BK** *Black*

Example : DLN31-LM07E-230SWT

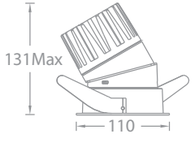

Model	Size	Trim	LED Power	System Lumens	Driver	Beam	CCT	Reflector	Finish
DLN	**4** *4"*	**1** *Round Trim*	**LM08** *COB 8W*	*375lm(@8W 3000K 8°)*	**E** *ON-OFF* **D** *0-10V Dimming*	**S** *8°*	**27** *2700K* **30** *3000K* **35** *3500K* **40** *4000K* **50** *5000K*	**B** *Black* **S** *Specular*	**WT** *White* **BK** *Black*
DLN	**4** *4"*	**1** *Round Trim*	**LM13** *COB 13W* **LM18** *COB 18W* **LM25** *COB 25W*	*969lm(@13W 3000K 13°)* *1135lm(@13W 3000K 19°)* *1327lm(@13W 3000K 28°)* *1268lm(@13W 3000K 36°)* *1237lm(@13W 3000K 50°)* *1309lm(@18W 3000K 13°)* *1533lm(@18W 3000K 19°)* *1793lm(@18W 3000K 28°)* *1714lm(@18W 3000K 36°)* *1671lm(@18W 3000K 50°)* *1716lm(@25W 3000K 13°)* *2009lm(@25W 3000K 19°)* *2351lm(@25W 3000K 28°)* *2246lm(@25W 3000K 36°)* *2190lm(@25W 3000K 50°)*	**E** *ON-OFF* **D** *0-10V Dimming*	**N** *13°* **1** *19°* **2** *28°* **3** *36°* **5** *50°*	**27** *2700K* **30** *3000K* **35** *3500K* **40** *4000K* **50** *5000K*	**B** *Black* **S** *Specular*	**WT** *White* **BK** *Black*
DLN	**4** *4"*	**1** *Round Trim*	**LM25** *COB 25W*		**N** *No Driver* **A** *DALI*	**N** *13°* **1** *19°* **2** *28°* **3** *36°* **5** *50°*	**27** *2700K* **30** *3000K* **35** *3500K* **40** *4000K* **50** *5000K*	**B** *Black* **S** *Specular*	**WT** *White* **BK** *Black*
DLN	**4** *4"*	**1** *Round Trim*	**LM25** *COB 25W*	*1672lm(@25W 3000K 18°)* *1821lm(@25W 3000K 28°)* *1502lm(@25W 3000K 36°)* *1469lm(@25W 3000K 50°)*	**N** *No Driver* **A** *DALI*	**1** *18°* **2** *28°* **3** *36°* **5** *50°*	**CC** *2700K-6000K (Tunable)*	**B** *Black* **S** *Specular*	**WT** *White* **BK** *Black*

Example : DLN41-LM13E-230SWT

Light Distribution

DLN21

DLN21-LM07E-130SWT

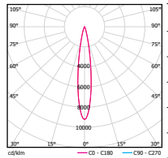

0° Aiming Angle

D(M)	LUX	W	L
1	2919	0.3	0.3
2	730	0.6	0.6
3	324	0.8	0.8
4	182	1.1	1.1

DLN21-LM07E-230SWT

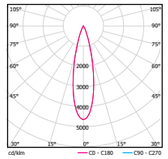

0° Aiming Angle

D(M)	LUX	W	L
1	2442	0.4	0.4
2	611	0.9	0.9
3	271	1.3	1.3
4	153	1.7	1.7

DLN21-LM07E-330SWT

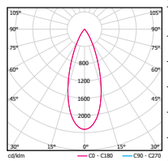

0° Aiming Angle

D(M)	LUX	W	L
1	1183	0.7	0.7
2	296	1.3	1.3
3	131	2.0	2.0
4	74	2.6	2.6

DLN31

DLN31-LM13E-130SWT

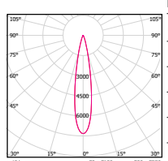

0° Aiming Angle

D(M)	LUX	W	L
1	6848	0.3	0.3
2	1712	0.7	0.7
3	761	1.0	1.0
4	428	1.3	1.3

DLN31-LM13E-230SWT

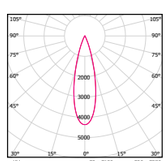

0° Aiming Angle

D(M)	LUX	W	L
1	4510	0.5	0.5
2	1128	1.0	1.0
3	501	1.4	1.4
4	282	1.9	1.9

DLN31-LM13E-330SWT

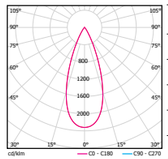

0° Aiming Angle

D(M)	LUX	W	L
1	2375	0.7	0.7
2	594	1.4	1.4
3	264	2.1	2.1
4	148	2.8	2.8

DLN31-LM13E-530SWT

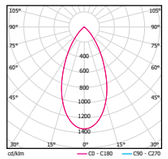

0° Aiming Angle

D(M)	LUX	W	L
1	913	0.9	0.9
2	228	1.8	1.8
3	101	2.8	2.8
4	57	3.7	3.7

DLN41

DLN41-LM25E-130SWT

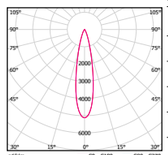

0° Aiming Angle

D(M)	LUX	W	L
1	10294	0.4	0.4
2	2574	0.8	0.8
3	1144	1.1	1.1
4	643	1.5	1.5

DLN41-LM25E-230SWT

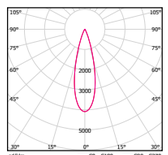

0° Aiming Angle

D(M)	LUX	W	L
1	9615	0.5	0.5
2	2404	1.0	1.0
3	1068	1.5	1.5
4	601	2.0	2.0

DLN41-LM25E-330SWT

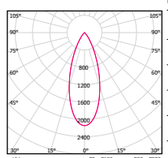

0° Aiming Angle

D(M)	LUX	W	L
1	4821	0.7	0.7
2	1205	1.3	2.0
3	536	2.0	2.0
4	301	2.7	2.7

DLN41-LM25E-530SWT

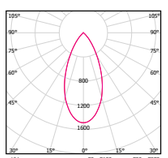

0° Aiming Angle

D(M)	LUX	W	L
1	3263	0.9	0.9
2	816	1.7	1.7
3	363	2.6	2.6
4	204	3.5	3.5

Accessories

Lenses/Filters

Model	Beam Elongator (CLASS I)	SOFT BEAM LENS (CLASS I)	FROSTED GLASS (CLASS I)	Honeycomb (CLASS I)
DLN21	LENS-08-BEL	LENS-08-BSL	LENS-08-FR	LENS-08-HCL
DLN31	LENS-11-BEL	LENS-11-BSL-ULTRA	LENS-11-FR	LENS-11-HCL-ULTRA
DLN41	LENS-16-BEL-C	LENS-16-BEL-SW	/	LENS-16-HCL-ULTRA

Note：Only one piese accessory allowed and need to order separately

ULTRA ROUND TRIMLESS DOWNLIGHT-DIRECTIONAL



DLN22 DLN32 DLN42

Specifications

IP20 | 40℃ / -20℃ | High CRI | Input 220V AC/50Hz | Dimmable | DALI | CCT Tunable

- Body Material: Aluminum
- Optical System: Clear Lens included+Reflector
- Finish: Environmentally safe powder coat
- Adjustable Angle: 0°-360° horizontal rotation and 0°-30° vertical aiming tilt
- Wiring: Please refer to wiring schematic diagram at the end of catalog
- Cutout: Ø60mm / Ø82mm / Ø105mm
- Ceiling Thickness: 5mm-15mm / 5mm-25mm / 5mm-25mm
- Cut Off Angle: 35°
- LED Type: COB
- LED Wattage, CCT, Lumen Output:
  DLN22 3000K:624lm 5W / 780lm 7W
  DLN32 3000K:720lm 8W / 800lm 7W / 1080lm 10W / 1495lm 13W
  DLN42 3000K:720lm 8W / 1645lm 13W / 2220lm 18W / 2960lm 25W
- LED Lifetime: >50,000h-L70 / B10-Ta25℃ (LM-80/TM-21)
- LED Color Consistency: 3 SDCM
- Net Weight: 0.14Kg / 0.45Kg / 0.8Kg

Product Features/Optics



S *8°* **N** *13°* **1** *18°* **2** *28°*
3 *36°* **5** *50°*



Both Honeycomb and Clear Lenses are interchangeable

Product Parameters

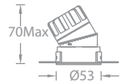

Model	Size	Trim	LED Power	System Lumens	Driver	Beam	CCT	Reflector	Finish
DLN	**2** *2"*	**2** *Round Trimless*	**LM05** *COB 5W* **LM07** *COB 7W*	*316lm(@7W 3000K 15°)* *526lm(@7W 3000K 24°)* *509lm(@7W 3000K 36°)*	**E** *ON-OFF* **D** *0-10V Dimming*	**1** *15°* **2** *24°* **3** *36°* **5** *50°*	**27** *2700K* **30** *3000K* **35** *3500K* **40** *4000K* **50** *5000K*	**B** *Black* **S** *Specular*	**WT** *White* **BK** *Black*
DLN	**2** *2"*	**2** *Round Trimless*	**LM07** *COB 5W* *COB 7W*	*316lm(@7W 3000K 15°)* *526lm(@7W 3000K 24°)* *509lm(@7W 3000K 36°)*	**N** *No Driver* **A** *DALI*	**1** *15°* **2** *24°* **3** *36°* **5** *50°*	**27** *2700K* **30** *3000K* **35** *3500K* **40** *4000K* **50** *5000K*	**B** *Black* **S** *Specular*	**WT** *White* **BK** *Black*
DLN	**2** *2"*	**2** *Round Trimless*	**LM07** *COB 7W*	*395lm(@7W 3000K 24°)* *380lm(@7W 3000K 36°)* *348lm(@7W 3000K 50°)*	**N** *No Driver* **A** *DALI*	**2** *24°* **3** *36°* **5** *50°*	**CC** *2700K-6000K (Tunable)*	**B** *Black* **S** *Specular*	**WT** *White* **BK** *Black*

Example : DLN22-LM07E-230SWT

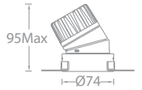

Model	Size	Trim	LED Power	System Lumens	Driver	Beam	CCT	Reflector	Finish
DLN	**3** *3"*	**2** *Round Trimless*	**LM08** *COB 8W*	*375lm(@8W 3000K 8°)*	**E** *ON-OFF* **D** *0-10V Dimming*	**S** *8°*	**27** *2700K* **30** *3000K* **35** *3500K* **40** *4000K* **50** *5000K*	**B** *Black* **S** *Specular*	**WT** *White* **BK** *Black*
DLN	**3** *3"*	**2** *Round Trimless*	**LM07** *COB 7W* **LM10** *COB10W* **LM13** *COB13W*	*533lm(@7W 3000K 13°)* *585lm(@7W 3000K 18°)* *641lm(@7W 3000K 28°)* *643lm(@7W 3000K 36°)* *425lm(@7W 3000K 50°)*	**E** *ON-OFF* **D** *0-10V Dimming*	**N** *13°* **1** *18°* **2** *28°* **3** *36°* **5** *50°*	**27** *2700K* **30** *3000K* **35** *3500K* **40** *4000K* **50** *5000K*	**B** *Black* **S** *Specular*	**WT** *White* **BK** *Black*
DLN	**3** *3"*	**2** *Round Trimless*	**LM13** *COB 13W*	*643lm(@10W 3000K 13°)* *714lm(@10W 3000K 18°)* *790lm(@10W 3000K 28°)* *804lm(@10W 3000K 36°)* *532lm(@10W 3000K 50°)* *820lm(@13W 3000K 13°)* *935lm(@13W 3000K 18°)* *1035lm(@13W 3000K 28°)* *1024lm(@13W 3000K 36°)* *677lm(@13W 3000K 50°)*	**N** *No Driver* **A** *DALI*	**N** *13°* **1** *18°* **2** *28°* **3** *36°* **5** *50°*	**27** *2700K* **30** *3000K* **35** *3500K* **40** *4000K* **50** *5000K*	**B** *Black* **S** *Specular*	**WT** *White* **BK** *Black*
DLN	**3** *3"*	**2** *Round Trimless*	**LM13** *COB 13W*	*935lm(@13W 3000K 18°)* *1035lm(@13W 3000K 28°)* *1024lm(@13W 3000K 36°)* *677lm(@13W 3000K 50°)*	**N** *No Driver* **A** *DALI*	**1** *18°* **2** *28°* **3** *36°* **5** *50°*	**CC** *2700K-6000K (Tunable)*	**B** *Black* **S** *Specular*	**WT** *White* **BK** *Black*

Example : DLN32-LM07E-230SWT

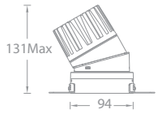

Model	Size	Trim	LED Power	System Lumens	Driver	Beam	CCT	Reflector	Finish
DLN	**4** *4"*	**2** *Round Trimless*	**LM08** *COB 8W*	*375lm(@8W 3000K 8°)*	**E** *ON-OFF* **D** *0-10V Dimming*	**S** *8°*	**27** *2700K* **30** *3000K* **35** *3500K* **40** *4000K* **50** *5000K*	**B** *Black* **S** *Specular*	**WT** *White* **BK** *Black*
DLN	**4** *4"*	**2** *Round Trimless*	**LM13** *COB 13W* **LM18** *COB 18W* **LM25** *COB 25W*	*969lm(@13W 3000K 13°)* *1135lm(@13W 3000K 19°)* *1327lm(@13W 3000K 28°)* *1268lm(@13W 3000K 36°)* *1237lm(@13W 3000K 50°)* *1309lm(@18W 3000K 13°)*	**E** *ON-OFF* **D** *0-10V Dimming*	**N** *13°* **1** *19°* **2** *28°* **3** *36°* **5** *50°*	**27** *2700K* **30** *3000K* **35** *3500K* **40** *4000K* **50** *5000K*	**B** *Black* **S** *Specular*	**WT** *White* **BK** *Black*
DLN	**4** *4"*	**2** *Round Trimless*	**LM25** *COB 25W*	*1533lm(@18W 3000K 19°)* *1793lm(@18W 3000K 28°)* *1714lm(@18W 3000K 36°)* *1671lm(@18W 3000K 50°)* *1716lm(@25W 3000K 13°)* *2009lm(@25W 3000K 19°)* *2351lm(@25W 3000K 28°)* *2246lm(@25W 3000K 36°)* *2190lm(@25W 3000K 50°)*	**N** *No Driver* **A** *DALI*	**N** *13°* **1** *19°* **2** *28°* **3** *36°* **5** *50°*	**27** *2700K* **30** *3000K* **35** *3500K* **40** *4000K* **50** *5000K*	**B** *Black* **S** *Specular*	**WT** *White* **BK** *Black*
DLN	**4** *4"*	**2** *Round Trimless*	**LM25** *COB 25W*	*1672lm(@25W 3000K 18°)* *1821lm(@25W 3000K 28°)* *1502lm(@25W 3000K 36°)* *1469lm(@25W 3000K 50°)*	**N** *No Driver* **A** *DALI*	**1** *18°* **2** *28°* **3** *36°* **5** *50°*	**CC** *2700K-6000K (Tunable)*	**B** *Black* **S** *Specular*	**WT** *White* **BK** *Black*

Example : DLN42-LM13E-230SWT

Light Distribution

DLN22

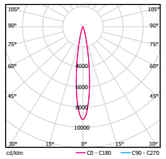

DLN22-LM07E-130SWT

0° Aiming Angle

D(M)	LUX	W	L
1	2919	0.3	0.3
2	730	0.6	0.6
3	324	0.8	0.8
4	182	1.1	1.1

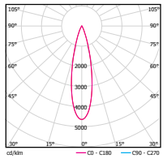

DLN22-LM07E-230SWT

0° Aiming Angle

D(M)	LUX	W	L
1	2442	0.4	0.4
2	611	0.9	0.9
3	271	1.3	1.3
4	153	1.7	1.7

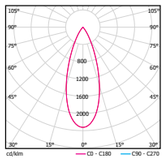

DLN22-LM07E-330SWT

0° Aiming Angle

D(M)	LUX	W	L
1	1183	0.7	0.7
2	296	1.3	1.3
3	131	2.0	2.0
4	74	2.6	2.6

DLN32

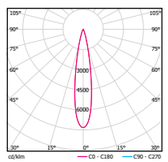

DLN32-LM13E-130SWT

0° Aiming Angle

D(M)	LUX	W	L
1	6848	0.3	0.3
2	1712	0.7	0.7
3	761	1.0	1.0
4	428	1.3	1.3

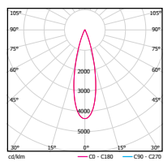

DLN32-LM13E-230SWT

0° Aiming Angle

D(M)	LUX	W	L
1	4510	0.5	0.5
2	1128	1.0	1.0
3	501	1.4	1.4
4	282	1.9	1.9

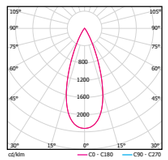

DLN32-LM13E-330SWT

0° Aiming Angle

D(M)	LUX	W	L
1	2375	0.7	0.7
2	594	1.4	1.4
3	264	2.1	2.1
4	148	2.8	2.8

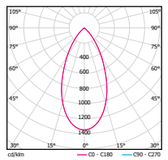

DLN32-LM13E-530SWT

0° Aiming Angle

D(M)	LUX	W	L
1	913	0.9	0.9
2	228	1.8	1.8
3	101	2.8	2.8
4	57	3.7	3.7

DLN42

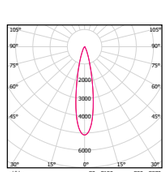

DLN42-LM25E-130SWT

0° Aiming Angle

D(M)	LUX	W	L
1	10294	0.4	0.4
2	2574	0.8	0.8
3	1144	1.1	1.1
4	643	1.5	1.5

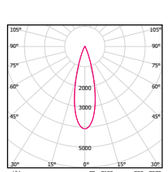

DLN42-LM25E-230SWT

0° Aiming Angle

D(M)	LUX	W	L
1	9615	0.5	0.5
2	2404	1.0	1.0
3	1068	1.5	1.5
4	601	2.0	2.0

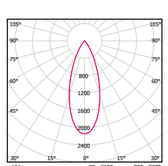

DLN42-LM25E-330SWT

0° Aiming Angle

D(M)	LUX	W	L
1	4821	0.7	0.7
2	1205	1.3	1.3
3	536	2.0	2.0
4	301	2.7	2.7

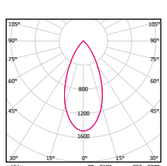

DLN42-LM25E-530SWT

0° Aiming Angle

D(M)	LUX	W	L
1	3263	0.9	0.9
2	816	1.7	1.7
3	363	2.6	2.6
4	204	3.5	3.5

Accessories

Lenses/Filters

Model	Beam Elongator (CLASS I)	SOFT BEAM LENS (CLASS I)	FROSTED GLASS (CLASS I)	Honeycomb (CLASS I)
DLN22	LENS-08-BEL	LENS-08-BSL	LENS-08-FR	LENS-08-HCL
DLN32	LENS-11-BEL	LENS-11-BSL-ULTRA	LENS-11-FR	LENS-11-HCL-ULTRA
DLN42	LENS-16-BEL-C	LENS-16-BEL-SW	/	LENS-16-HCL-ULTRA

Note：Only one piese accessory allowed and need to order separately

ULTRA SQUARE TRIM DOWNLIGHT-DIRECTIONAL



DLN25



DLN35



DLN45

Specifications

IP20 | 40℃ / -20℃ | High CRI | Input 220V AC/50Hz | Dimmable | DALI | CCT Tunable

- Body Material: Aluminum
- Optical System: Clear Lens included+Reflector
- Finish: Environmentally safe powder coat
- Adjustable Angle: 0°-360° horizontal rotation and 0°-30° vertical aiming tilt
- Wiring: Please refer to wiring schematic diagram at the end of catalog
- Cutout: □ 55*55mm / □ 79*79mm / □ 100*100 mm
- Ceiling Thickness: 5mm-15mm / 5mm-25mm / 5mm-25mm
- Cut Off Angle: 35°
- LED Type: COB
- LED Wattage, CCT, Lumen Output:
  DLN25 3000K:624lm 5W / 780lm 7W
  DLN35 3000K:720lm 8W / 800lm 7W / 1080lm 10W / 1495lm 13W
  DLN45 3000K:720lm 8W / 1645lm 13W / 2220lm 18W / 2960lm 25W
- LED Lifetime: >50,000h-L70 / B10-Ta25℃ (LM-80/TM-21)
- LED Color Consistency: 3 SDCM
- Net Weight: 0.12Kg / 0.45Kg / 0.8Kg

Product Features/Optics



S *8°* **N** *13°* **1** *18°* **2** *28°*
3 *36°* **5** *50°*



Both Honeycomb and CLEAR LENS are interchangeable

Product Parameters

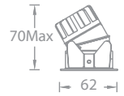

Model	Size	Trim	LED Power	System Lumens	Driver	Beam	CCT	Reflector	Finish
DLN	**2** *2"*	**5** *Rectangular Trim*	**LM05** *COB 5W* **LM07** *COB 7W*	*316lm(@7W 3000K 15°)* *526lm(@7W 3000K 24°)* *509lm(@7W 3000K 36°)*	**E** *ON-OFF* **D** *0-10V Dimming*	**1** *15°* **2** *24°* **3** *36°* **5** *50°*	**27** *2700K* **30** *3000K* **35** *3500K* **40** *4000K* **50** *5000K*	**B** *Black* **S** *Specular*	**WT** *White* **BK** *Black*
DLN	**2** *2"*	**5** *Rectangular Trim*	**LM07** *COB 7W*	*316lm(@7W 3000K 15°)* *526lm(@7W 3000K 24°)* *509lm(@7W 3000K 36°)*	**N** *No Driver* **A** *DALI*	**1** *15°* **2** *24°* **3** *36°* **5** *50°*	**27** *2700K* **30** *3000K* **35** *3500K* **40** *4000K* **50** *5000K*	**B** *Black* **S** *Specular*	**WT** *White* **BK** *Black*
DLN	**2** *2"*	**5** *Rectangular Trim*	**LM07** *COB 7W*	*395lm(@7W 3000K 24°)* *380lm(@7W 3000K 36°)* *348lm(@7W 3000K 50°)*	**N** *No Driver* **A** *DALI*	**2** *24°* **3** *36°* **5** *50°*	**CC** *2700K-6000K (Tunable)*	**B** *Black* **S** *Specular*	**WT** *White* **BK** *Black*

Example : DLN25-LM07E-230SWT

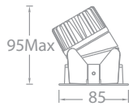

Model	Size	Trim	LED Power	System Lumens	Driver	Beam	CCT	Reflector	Finish
DLN	**3** *3"*	**5** *Rectangular Trim*	**LM08** *COB 8W*	*375lm(@8W 3000K 8°)*	**E** *ON-OFF* **D** *0-10V Dimming*	**S** *8°*	**27** *2700K* **30** *3000K* **35** *3500K* **40** *4000K* **50** *5000K*	**B** *Black* **S** *Specular*	**WT** *White* **BK** *Black*
DLN	**3** *3"*	**5** *Rectangular Trim*	**LM07** *COB 7W* **LM10** *COB10W* **LM13** *COB13W*	*533lm(@7W 3000K 13°)* *585lm(@7W 3000K 18°)* *641lm(@7W 3000K 28°)* *643lm(@7W 3000K 36°)* *425lm(@7W 3000K 50°)*	**E** *ON-OFF* **D** *0-10V Dimming*	**N** *13°* **1** *18°* **2** *28°* **3** *36°* **5** *50°*	**27** *2700K* **30** *3000K* **35** *3500K* **40** *4000K* **50** *5000K*	**B** *Black* **S** *Specular*	**WT** *White* **BK** *Black*
DLN	**3** *3"*	**5** *Rectangular Trim*	**LM13** *COB 13W*	*643lm(@10W 3000K 13°)* *714lm(@10W 3000K 18°)* *790lm(@10W 3000K 28°)* *804lm(@10W 3000K 36°)* *532lm(@10W 3000K 50°)* *820lm(@13W 3000K 13°)* *935lm(@13W 3000K 18°)* *1035lm(@13W 3000K 28°)* *1024lm(@13W 3000K 36°)* *677lm(@13W 3000K 50°)*	**N** *No Driver* **A** *DALI*	**N** *13°* **1** *18°* **2** *28°* **3** *36°* **5** *50°*	**27** *2700K* **30** *3000K* **35** *3500K* **40** *4000K* **50** *5000K*	**B** *Black* **S** *Specular*	**WT** *White* **BK** *Black*
DLN	**3** *3"*	**5** *Rectangular Trim*	**LM13** *COB 13W*	*935lm(@13W 3000K 18°)* *1035lm(@13W 3000K 28°)* *1024lm(@13W 3000K 36°)* *677lm(@13W 3000K 50°)*	**N** *No Driver* **A** *DALI*	**1** *18°* **2** *28°* **3** *36°* **5** *50°*	**CC** *2700K-6000K (Tunable)*	**B** *Black* **S** *Specular*	**WT** *White* **BK** *Black*

Example : DLN35-LM07E-230SWT

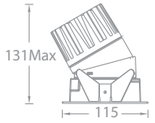

Model	Size	Trim	LED Power	System Lumens	Driver	Beam	CCT	Reflector	Finish
DLN	**4** *4"*	**5** *Rectangular Trim*	**LM08** *COB 8W*	*375lm(@8W 3000K 8°)*	**E** *ON-OFF* **D** *0-10V Dimming*	**S** *8°*	**27** *2700K* **30** *3000K* **35** *3500K* **40** *4000K* **50** *5000K*	**B** *Black* **S** *Specular*	**WT** *White* **BK** *Black*
DLN	**4** *4"*	**5** *Rectangular Trim*	**LM13** *COB 13W* **LM18** *COB 18W* **LM25** *COB 25W*	*969lm(@13W 3000K 13°)* *1135lm(@13W 3000K 19°)* *1327lm(@13W 3000K 28°)* *1268lm(@13W 3000K 36°)* *1237lm(@13W 3000K 50°)* *1309lm(@18W 3000K 13°)*	**E** *ON-OFF* **D** *0-10V Dimming*	**N** *13°* **1** *19°* **2** *28°* **3** *36°* **5** *50°*	**27** *2700K* **30** *3000K* **35** *3500K* **40** *4000K* **50** *5000K*	**B** *Black* **S** *Specular*	**WT** *White* **BK** *Black*
DLN	**4** *4"*	**5** *Rectangular Trim*	**LM25** *COB 25W*	*1533lm(@18W 3000K 19°)* *1793lm(@18W 3000K 28°)* *1714lm(@18W 3000K 36°)* *1671lm(@18W 3000K 50°)* *1716lm(@25W 3000K 13°)* *2009lm(@25W 3000K 19°)* *2351lm(@25W 3000K 28°)* *2246lm(@25W 3000K 36°)* *2190lm(@25W 3000K 50°)*	**N** *No Driver* **A** *DALI*	**N** *13°* **1** *19°* **2** *28°* **3** *36°* **5** *50°*	**27** *2700K* **30** *3000K* **35** *3500K* **40** *4000K* **50** *5000K*	**B** *Black* **S** *Specular*	**WT** *White* **BK** *Black*
DLN	**4** *4"*	**5** *Rectangular Trim*	**LM25** *COB 25 W*	*1672lm(@25W 3000K 18°)* *1821lm(@25W 3000K 28°)* *1502lm(@25W 3000K 36°)* *1469lm(@25W 3000K 50°)*	**N** *No Driver* **A** *DALI*	**1** *18°* **2** *28°* **3** *36°* **5** *50°*	**CC** *2700K-6000K (Tunable)*	**B** *Black* **S** *Specular*	**WT** *White* **BK** *Black*

Example : DLN45-LM13E-230SWT

Light Distribution

DLN25

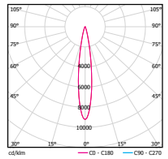

DLN25-LM07E-130SWT

0° Aiming Angle

D(M)	LUX	W	L
1	2919	0.3	0.3
2	730	0.6	0.6
3	324	0.8	0.8
4	182	1.1	1.1

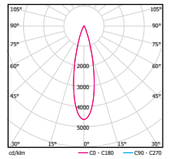

DLN25-LM07E-230SWT

0° Aiming Angle

D(M)	LUX	W	L
1	2442	0.4	0.4
2	611	0.9	0.9
3	271	1.3	1.3
4	153	1.7	1.7

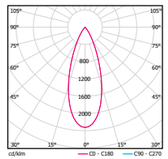

DLN25-LM07E-330SWT

0° Aiming Angle

D(M)	LUX	W	L
1	1183	0.7	0.7
2	296	1.3	1.3
3	131	2.0	2.0
4	74	2.6	2.6

DLN35

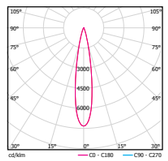

DLN35-LM13E-130SWT

0° Aiming Angle

D(M)	LUX	W	L
1	6848	0.3	0.3
2	1712	0.7	0.7
3	761	1.0	1.0
4	428	1.3	1.3

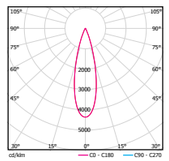

DLN35-LM13E-230SWT

0° Aiming Angle

D(M)	LUX	W	L
1	4510	0.5	0.5
2	1128	1.0	1.0
3	501	1.4	1.4
4	282	1.9	1.9

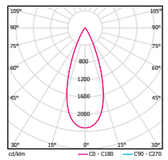

DLN35-LM13E-330SWT

0° Aiming Angle

D(M)	LUX	W	L
1	2375	0.7	0.7
2	594	1.4	1.4
3	264	2.1	2.1
4	148	2.8	2.8

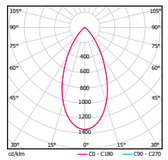

DLN35-LM13E-530SWT

0° Aiming Angle

D(M)	LUX	W	L
1	913	0.9	0.9
2	228	1.8	1.8
3	101	2.8	2.8
4	57	3.7	3.7

DLN45

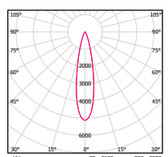

DLN45-LM25E-130SWT

0° Aiming Angle

D(M)	LUX	W	L
1	10294	0.4	0.4
2	2574	0.8	0.8
3	1144	1.1	1.1
4	643	1.5	1.5

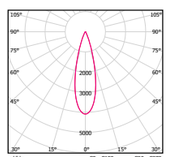

DLN45-LM25E-230SWT

0° Aiming Angle

D(M)	LUX	W	L
1	9615	0.5	0.5
2	2404	1.0	1.0
3	1068	1.5	1.5
4	601	2.0	2.0

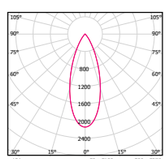

DLN45-LM25E-330SWT

0° Aiming Angle

D(M)	LUX	W	L
1	4821	0.7	0.7
2	1205	1.3	1.3
3	536	2.0	2.0
4	301	2.7	2.7

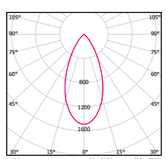

DLN45-LM25E-530SWT

0° Aiming Angle

D(M)	LUX	W	L
1	3263	0.9	0.9
2	816	1.7	1.7
3	363	2.6	2.6
4	204	3.5	3.5

Accessories

Lenses/Filters

Model	Beam Elongator (CLASS I)	SOFT BEAM LENS (CLASS I)	FROSTED GLASS (CLASS I)	Honeycomb (CLASS I)
				
DLN25	LENS-08-BEL	LENS-08-BSL	LENS-08-FR	LENS-08-HCL
DLN35	LENS-11-BEL	LENS-11-BSL-ULTRA	LENS-11-FR	LENS-11-HCL-ULTRA
DLN45	LENS-16-BEL-C	LENS-16-BEL-SW	/	LENS-16-HCL-ULTRA

Note：Only one piese accessory allowed and need to order separately

ULTRA SQUARE TRIMLESS DOWNLIGHT-DIRECTIONAL



DLN26 DLN36 DLN46

Specifications

IP20 | 40℃ / -20℃ | High CRI | Input 220V AC/50Hz | Dimmable | DALI | CCT Tunable

- Body Material: Aluminum
- Optical System: Clear Lens included+Reflector
- Finish: Environmentally safe powder coat
- Adjustable Angle: 0°-360° horizontal rotation and 0°-30° vertical aiming tilt
- Wiring: Please refer to wiring schematic diagram at the end of catalog
- Cutout: □ 55*55mm / □ 78*72mm / □ 105*105 mm
- Ceiling Thickness: 5mm-15mm / 5mm-25mm / 5mm-25mm
- Cut Off Angle: 35°
- LED Type: COB
- LED Wattage, CCT, Lumen Output:
  DLN26 3000K:624lm 5W / 780lm 7W
  DLN36 3000K:720lm 8W / 800lm 7W / 1080lm 10W / 1495lm 13W
  DLN46 3000K:720lm 8W / 1645lm 13W / 2220lm 18W / 2960lm 25W
- LED Lifetime: >50,000h-L70 / B10-Ta25℃ (LM-80/TM-21)
- LED Color Consistency: 3 SDCM
- Net Weight: 0.15Kg / 0.45Kg / 0.8Kg

Product Features/Optics



S *8°* **N** *13°* **1** *18°* **2** *28°*
3 *36°* **5** *50°*



Both Honeycomb and Clear Lenses are interchangeable

Product Parameters

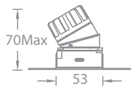

Model	Size	Trim	LED Power	System Lumens	Driver	Beam	CCT	Reflector	Finish
DLN	**2** *2"*	**6** *Rectangular Trimless*	**LM05** *COB 5W* **LM07** *COB 7W*	*316lm(@7W 3000K 15°)* *526lm(@7W 3000K 24°)* *509lm(@7W 3000K 36°)*	**E** *ON-OFF* **D** *0-10V Dimming*	**1** *15°* **2** *24°* **3** *36°* **5** *50°*	**27** *2700K* **30** *3000K* **35** *3500K* **40** *4000K* **50** *5000K*	**B** *Black* **S** *Specular*	**WT** *White* **BK** *Black*
DLN	**2** *2"*	**6** *Rectangular Trimless*	**LM07** *COB 7W*	*316lm(@7W 3000K 15°)* *526lm(@7W 3000K 24°)* *509lm(@7W 3000K 36°)*	**N** *No Driver* **A** *DALI*	**1** *15°* **2** *24°* **3** *36°* **5** *50°*	**27** *2700K* **30** *3000K* **35** *3500K* **40** *4000K* **50** *5000K*	**B** *Black* **S** *Specular*	**WT** *White* **BK** *Black*
DLN	**2** *2"*	**6** *Rectangular Trimless*	**LM07** *COB 7W*	*395lm(@7W 3000K 24°)* *380lm(@7W 3000K 36°)* *348lm(@7W 3000K 50°)*	**N** *No Driver* **A** *DALI*	**2** *24°* **3** *36°* **5** *50°*	**CC** *2700K-6000K (Tunable)*	**B** *Black* **S** *Specular*	**WT** *White* **BK** *Black*

Example : DLN26-LM07E-230SWT

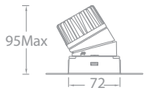

Model	Size	Trim	LED Power	System Lumens	Driver	Beam	CCT	Reflector	Finish
DLN	**3** *3"*	**6** *Rectangular Trimless*	**LM08** *COB 8W*	*375lm(@8W 3000K 8°)*	**E** *ON-OFF* **D** *0-10V Dimming*	**S** *8°*	**27** *2700K* **30** *3000K* **35** *3500K* **40** *4000K* **50** *5000K*	**B** *Black* **S** *Specular*	**WT** *White* **BK** *Black*
DLN	**3** *3"*	**6** *Rectangular Trimless*	**LM07** *COB 7W* **LM10** *COB10W* **LM13** *COB13W*	*533lm(@7W 3000K 13°)* *585lm(@7W 3000K 18°)* *641lm(@7W 3000K 28°)* *643lm(@7W 3000K 36°)* *425lm(@7W 3000K 50°)*	**E** *ON-OFF* **D** *0-10V Dimming*	**N** *13°* **1** *18°* **2** *28°* **3** *36°* **5** *50°*	**27** *2700K* **30** *3000K* **35** *3500K* **40** *4000K* **50** *5000K*	**B** *Black* **S** *Specular*	**WT** *White* **BK** *Black*
DLN	**3** *3"*	**6** *Rectangular Trimless*	**LM13** *COB 13W*	*643lm(@10W 3000K 13°)* *714lm(@10W 3000K 18°)* *790lm(@10W 3000K 28°)* *804lm(@10W 3000K 36°)* *532lm(@10W 3000K 50°)* *820lm(@13W 3000K 13°)* *935lm(@13W 3000K 18°)* *1035lm(@13W 3000K 28°)* *1024lm(@13W 3000K 36°)* *677lm(@13W 3000K 50°)*	**N** *No Driver* **A** *DALI*	**N** *13°* **1** *18°* **2** *28°* **3** *36°* **5** *50°*	**27** *2700K* **30** *3000K* **35** *3500K* **40** *4000K* **50** *5000K*	**B** *Black* **S** *Specular*	**WT** *White* **BK** *Black*
DLN	**3** *3"*	**6** *Rectangular Trimless*	**LM13** *COB 13W*	*935lm(@13W 3000K 18°)* *1035lm(@13W 3000K 28°)* *1024lm(@13W 3000K 36°)* *677lm(@13W 3000K 50°)*	**N** *No Driver* **A** *DALI*	**1** *18°* **2** *28°* **3** *36°* **5** *50°*	**CC** *2700K-6000K (Tunable)*	**B** *Black* **S** *Specular*	**WT** *White* **BK** *Black*

Example : DLN36-LM07E-230SWT

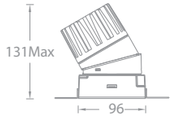

Model	Size	Trim	LED Power	System Lumens	Driver	Beam	CCT	Reflector	Finish
DLN	**4** *4"*	**6** *Rectangular Trimless*	**LM08** *COB 8W*	*375lm(@8W 3000K 8°)*	**E** *ON-OFF* **D** *0-10V Dimming*	**S** *8°*	**27** *2700K* **30** *3000K* **35** *3500K* **40** *4000K* **50** *5000K*	**B** *Black* **S** *Specular*	**WT** *White* **BK** *Black*
DLN	**4** *4"*	**6** *Rectangular Trimless*	**LM13** *COB 13W* **LM18** *COB 18W* **LM25** *COB 25W*	*969lm(@13W 3000K 13°)* *1135lm(@13W 3000K 19°)* *1327lm(@13W 3000K 28°)* *1268lm(@13W 3000K 36°)* *1237lm(@13W 3000K 50°)* *1309lm(@18W 3000K 13°)*	**E** *ON-OFF* **D** *0-10V Dimming*	**N** *13°* **1** *19°* **2** *28°* **3** *36°* **5** *50°*	**27** *2700K* **30** *3000K* **35** *3500K* **40** *4000K* **50** *5000K*	**B** *Black* **S** *Specular*	**WT** *White* **BK** *Black*
DLN	**4** *4"*	**6** *Rectangular Trimless*	**LM25** *COB 25W*	*1533lm(@18W 3000K 19°)* *1793lm(@18W 3000K 28°)* *1714lm(@18W 3000K 36°)* *1671lm(@18W 3000K 50°)* *1716lm(@25W 3000K 13°)* *2009lm(@25W 3000K 19°)* *2351lm(@25W 3000K 28°)* *2246lm(@25W 3000K 36°)* *2190lm(@25W 3000K 50°)*	**N** *No Driver* **A** *DALI*	**N** *13°* **1** *19°* **2** *28°* **3** *36°* **5** *50°*	**27** *2700K* **30** *3000K* **35** *3500K* **40** *4000K* **50** *5000K*	**B** *Black* **S** *Specular*	**WT** *White* **BK** *Black*
DLN	**4** *4"*	**6** *Rectangular Trimless*	**LM25** *COB 25 W*	*1672lm(@25W 3000K 18°)* *1821lm(@25W 3000K 28°)* *1502lm(@25W 3000K 36°)* *1469lm(@25W 3000K 50°)*	**N** *No Driver* **A** *DALI*	**1** *18°* **2** *28°* **3** *36°* **5** *50°*	**CC** *2700K-6000K (Tunable)*	**B** *Black* **S** *Specular*	**WT** *White* **BK** *Black*

Example : DLN46-LM13E-230SWT

Light Distribution

DLN26

DLN26-LM07E-130SWT

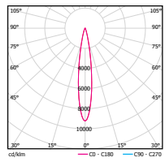

0° Aiming Angle

D(M)	LUX	W	L
1	2919	0.3	0.3
2	730	0.6	0.6
3	324	0.8	0.8
4	182	1.1	1.1

DLN26-LM07E-230SWT

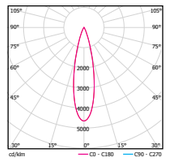

0° Aiming Angle

D(M)	LUX	W	L
1	2442	0.4	0.4
2	611	0.9	0.9
3	271	1.3	1.3
4	153	1.7	1.7

DLN26-LM07E-330SWT

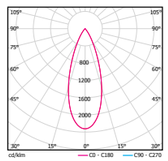

0° Aiming Angle

D(M)	LUX	W	L
1	1183	0.7	0.7
2	296	1.3	1.3
3	131	2.0	2.0
4	74	2.6	2.6

DLN36

DLN36-LM13E-130SWT

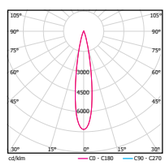

0° Aiming Angle

D(M)	LUX	W	L
1	6848	0.3	0.3
2	1712	0.7	0.7
3	761	1.0	1.0
4	428	1.3	1.3

DLN36-LM13E-230SWT

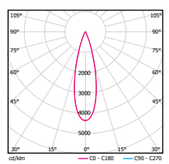

0° Aiming Angle

D(M)	LUX	W	L
1	4510	0.5	0.5
2	1128	1.0	1.0
3	501	1.4	1.4
4	282	1.9	1.9

DLN36-LM13E-330SWT

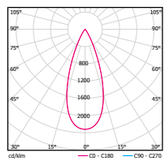

0° Aiming Angle

D(M)	LUX	W	L
1	2375	0.7	0.7
2	594	1.4	1.4
3	264	2.1	2.1
4	148	2.8	2.8

DLN36-LM13E-530SWT

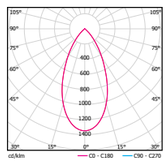

0° Aiming Angle

D(M)	LUX	W	L
1	913	0.9	0.9
2	228	1.8	1.8
3	101	2.8	2.8
4	57	3.7	3.7

DLN46

DLN46-LM25E-130SWT

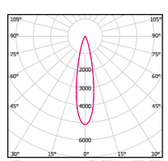

0° Aiming Angle

D(M)	LUX	W	L
1	10294	0.4	0.4
2	2574	0.8	0.8
3	1144	1.1	1.1
4	643	1.5	1.5

DLN46-LM25E-230SWT

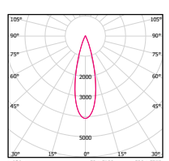

0° Aiming Angle

D(M)	LUX	W	L
1	9615	0.5	0.5
2	2404	1.0	1.0
3	1068	1.5	1.5
4	601	2.0	2.0

DLN46-LM25E-330SWT

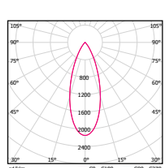

0° Aiming Angle

D(M)	LUX	W	L
1	4821	0.7	0.7
2	1205	1.3	1.3
3	536	2.0	2.0
4	301	2.7	2.7

DLN46-LM25E-530SWT

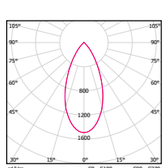

0° Aiming Angle

D(M)	LUX	W	L
1	3263	0.9	0.9
2	816	1.7	1.7
3	363	2.6	2.6
4	204	3.5	3.5

Accessories

Lenses/Filters

Model	Beam Elongator (CLASS I)	SOFT BEAM LENS (CLASS I)	FROSTED GLASS (CLASS I)	Honeycomb (CLASS I)
DLN26	LENS-08-BEL	LENS-08-BSL	LENS-08-FR	LENS-08-HCL
DLN36	LENS-11-BEL	LENS-11-BSL-ULTRA	LENS-11-FR	LENS-11-HCL-ULTRA
DLN46	LENS-16-BEL-C	LENS-16-BEL-SW	/	LENS-16-HCL-ULTRA

Note：Only one piese accessory allowed and need to order separately

ULTRA MULTIPLES SQUARE TRIM DOWNLIGHT-DIRECTIONAL



MTN25



MTN35



MTN45

Specifications

IP20 | 40℃ / -20℃ | High CRI | Input 220V AC/50Hz | Dimmable | DALI | CCT Tunable

- Body Material: Aluminum
- Optical System: Clear Lens included+Reflector
- Finish: Environmentally safe powder coat
- Adjustable Angle: 0°-360° horizontal rotation and 0°-30° vertical aiming tilt
- Wiring: Please refer to wiring schematic diagram at the end of catalog
- Cutout: ☐ 108*55mm / ☐ 152*75mm / ☐ 200*100 mm
- Ceiling Thickness: 5mm-15mm / 5mm-25mm / 5mm-25mm
- Cut Off Angle: 35°
- LED Type: COB
- LED Wattage, CCT, Lumen Output:
  MTN25 3000K:624lm 5W / 780lm 7W
  MTN35 3000K:720lm 8W / 800lm 7W / 1080lm 10W / 1495lm 13W
  MTN45 3000K:720lm 8W / 1645lm 13W / 2220lm 18W / 2960lm 25W
- LED Lifetime: >50,000h-L70 / B10-Ta25℃ (LM-80/TM-21)
- LED Color Consistency: 3 SDCM
- Net Weight: 0.3Kg / 0.9Kg / 1.6Kg

Product Features/Optics

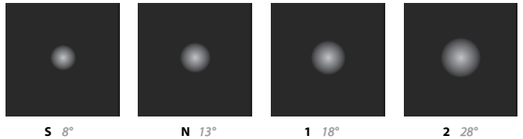

S *8°* **N** *13°* **1** *18°* **2** *28°*

3 *36°* **5** *50°*



Both Honeycomb and Clear Lenses are interchangeable

Product Parameters

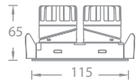

Model	Size	Trim	LED Power	System Lumens	Driver	Beam	CCT	Reflector	Finish
MTN	**2** *2"*	**5** *Rectangular Trim*	**205** *COB 2*5W* **207** *COB 2*7W*	*2*316lm(@2*7W 3000K 15°)* *2*526lm(@2*7W 3000K 24°)* *2*509lm(@2*7W 3000K 36°)*	**E** *ON-OFF* **D** *0-10V Dimming*	**1** *15°* **2** *24°* **3** *36°* **5** *50°*	**27** *2700K* **30** *3000K* **35** *3500K* **40** *4000K* **50** *5000K*	**B** *Black* **S** *Specular*	**WT** *White* **BK** *Black*
MTN	**2** *2"*	**5** *Rectangular Trim*	**207** *COB 2*7W*	*2*316lm(@2*7W 3000K 15°)* *2*526lm(@2*7W 3000K 24°)* *2*509lm(@2*7W 3000K 36°)*	**N** *No Driver* **A** *DALI*	**1** *15°* **2** *24°* **3** *36°* **5** *50°*	**27** *2700K* **30** *3000K* **35** *3500K* **40** *4000K* **50** *5000K*	**B** *Black* **S** *Specular*	**WT** *White* **BK** *Black*
MTN	**2** *2"*	**5** *Rectangular Trim*	**207** *COB 2*7W*	*2*395lm(@7W 3000K 24°)* *2*380lm(@7W 3000K 36°)* *2*348lm(@7W 3000K 50°)*	**N** *No Driver* **A** *DALI*	**2** *24°* **3** *36°* **5** *50°*	**CC** *2700K-6000K (Tunable)*	**B** *Black* **S** *Specular*	**WT** *White* **BK** *Black*

Example : MTN25-207E-230SWT

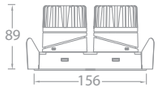

Model	Size	Trim	LED Power	System Lumens	Driver	Beam	CCT	Reflector	Finish
MTN	**3** *3"*	**5** *Rectangular Trim*	**208** *COB 2*8W*	*2*375lm(@2*8W 3000K 8°)*	**E** *ON-OFF* **D** *0-10V Dimming*	**S** *8°*	**27** *2700K* **30** *3000K* **35** *3500K* **40** *4000K* **50** *5000K*	**B** *Black* **S** *Specular*	**WT** *White* **BK** *Black*
MTN	**3** *3"*	**5** *Rectangular Trim*	**207** *COB 2*7W* **210** *COB 2*10W* **213** *COB 2*13W*	*2*533lm(@2*7W 3000K 13°)* *2*585lm(@2*7W 3000K 18°)* *2*641lm(@2*7W 3000K 28°)* *2*643lm(@2*7W 3000K 36°)* *2*425lm(@2*7W 3000K 50°)*	**E** *ON-OFF* **D** *0-10V Dimming*	**N** *13°* **1** *18°* **2** *28°* **3** *36°* **5** *50°*	**27** *2700K* **30** *3000K* **35** *3500K* **40** *4000K* **50** *5000K*	**B** *Black* **S** *Specular*	**WT** *White* **BK** *Black*
MTN	**3** *3"*	**5** *Rectangular Trim*	**213** *COB 2*13W*	*2*643lm(@2*10W 3000K 13°)* *2*714lm(@2*10W 3000K 18°)* *2*790lm(@2*10W 3000K 28°)* *2*804lm(@2*10W 3000K 36°)* *2*532lm(@2*10W 3000K 50°)* *2*820lm(@2*13W 3000K 13°)* *2*935lm(@2*13W 3000K 18°)* *2*1035lm(@2*13W 3000K 28°)* *2*1024lm(@2*13W 3000K 36°)* *2*677lm(@2*13W 3000K 50°)*	**N** *No Driver* **A** *DALI*	**N** *13°* **1** *18°* **2** *28°* **3** *36°* **5** *50°*	**27** *2700K* **30** *3000K* **35** *3500K* **40** *4000K* **50** *5000K*	**B** *Black* **S** *Specular*	**WT** *White* **BK** *Black*
MTN	**3** *3"*	**5** *Rectangular Trim*	**213** *COB 2*13W*	*2*820lm(@2*13W 3000K 13°)* *2*935lm(@2*13W 3000K 18°)* *2*1035lm(@2*13W 3000K 28°)* *2*1024lm(@2*13W 3000K 36°)* *2*677lm(@2*13W 3000K 50°)*	**N** *No Driver* **A** *DALI*	**1** *18°* **2** *28°* **3** *36°* **5** *50°*	**CC** *2700K-6000K (Tunable)*	**B** *Black* **S** *Specular*	**WT** *White* **BK** *Black*

Example : MTN35-207E-230SWT

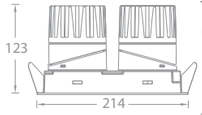

Model	Size	Trim	LED Power	System Lumens	Driver	Beam	CCT	Reflector	Finish
MTN	**4** *4"*	**5** *Rectangular Trim*	**208** *COB 2*8W*	*2*375lm(@2*8W 3000K 8°)*	**E** *ON-OFF* **D** *0-10V Dimming*	**S** *8°*	**27** *2700K* **30** *3000K* **35** *3500K* **40** *4000K* **50** *5000K*	**B** *Black* **S** *Specular*	**WT** *White* **BK** *Black*
MTN	**4** *4"*	**5** *Rectangular Trim*	**213** *COB 2*13W* **218** *COB 2*18W* **225** *COB 2*25W*	*2*969lm(@2*13W 3000K 13°)* *2*1135lm(@2*13W 3000K 19°)* *2*1327lm(@2*13W 3000K 28°)* *2*1268lm(@2*13W 3000K 36°)* *2*1237lm(@2*13W 3000K 50°)* *2*1309lm(@2*18W 3000K 13°)*	**E** *ON-OFF* **D** *0-10V Dimming*	**N** *13°* **1** *19°* **2** *28°* **3** *36°* **5** *50°*	**27** *2700K* **30** *3000K* **35** *3500K* **40** *4000K* **50** *5000K*	**B** *Black* **S** *Specular*	**WT** *White* **BK** *Black*
MTN	**4** *4"*	**5** *Rectangular Trim*	**225** *COB 2*25W*	*2*1533lm(@2*18W 3000K 19°)* *2*1793lm(@2*18W 3000K 28°)* *2*1714lm(@2*18W 3000K 36°)* *2*1671lm(@12*8W 3000K 50°)* *2*1716lm(@2*25W 3000K 13°)* *2*2009lm(@2*25W 3000K 19°)* *2*2351lm(@2*25W 3000K 28°)* *2*2246lm(@2*25W 3000K 36°)* *2*2190lm(@2*25W 3000K 50°)*	**N** *No Driver* **A** *DALI*	**N** *13°* **1** *19°* **2** *28°* **3** *36°* **5** *50°*	**27** *2700K* **30** *3000K* **35** *3500K* **40** *4000K* **50** *5000K*	**B** *Black* **S** *Specular*	**WT** *White* **BK** *Black*
MTN	**4** *4"*	**5** *Rectangular Trim*	**225** *COB 2*25W*	*2*1672lm(@2*25W 3000K 18°)* *2*1821lm(@2*25W 3000K 28°)* *2*1502lm(@2*25W 3000K 36°)* *2*1469lm(@2*25W 3000K 50°)*	**N** *No Driver* **A** *DALI*	**1** *18°* **2** *28°* **3** *36°* **5** *50°*	**CC** *2700K-6000K (Tunable)*	**B** *Black* **S** *Specular*	**WT** *White* **BK** *Black*

Example : MTN45-213E-230SWT

Light Distribution

MTN25

MTN25-LM07E-130SWT

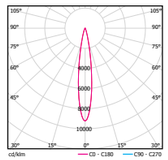

0° Aiming Angle

D(M)	LUX	W	L
1	2919	0.3	0.3
2	730	0.6	0.6
3	324	0.8	0.8
4	182	1.1	1.1

MTN25-LM07E-230SWT

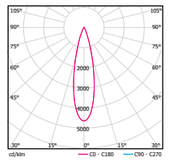

0° Aiming Angle

D(M)	LUX	W	L
1	2442	0.4	0.4
2	611	0.9	0.9
3	271	1.3	1.3
4	153	1.7	1.7

MTN25-LM07E-330SWT

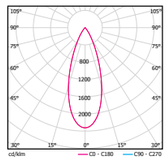

0° Aiming Angle

D(M)	LUX	W	L
1	1183	0.7	0.7
2	296	1.3	1.3
3	131	2.0	2.0
4	74	2.6	2.6

MTN35

MTN35-LM13E-130SWT

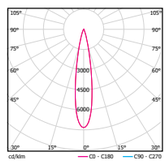

0° Aiming Angle

D(M)	LUX	W	L
1	6848	0.3	0.3
2	1712	0.7	0.7
3	761	1.0	1.0
4	428	1.3	1.3

MTN35-LM13E-230SWT

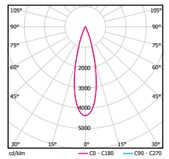

0° Aiming Angle

D(M)	LUX	W	L
1	4510	0.5	0.5
2	1128	1.0	1.0
3	501	1.4	1.4
4	282	1.9	1.9

MTN35-LM13E-330SWT

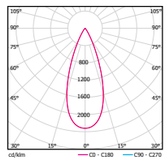

0° Aiming Angle

D(M)	LUX	W	L
1	2375	0.7	0.7
2	594	1.4	1.4
3	264	2.1	2.1
4	148	2.8	2.8

MTN35-LM13E-530SWT

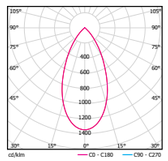

0° Aiming Angle

D(M)	LUX	W	L
1	913	0.9	0.9
2	228	1.8	1.8
3	101	2.8	2.8
4	57	3.7	3.7

MTN45

MTN45-LM25E-130SWT

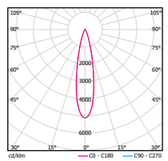

0° Aiming Angle

D(M)	LUX	W	L
1	10294	0.4	0.4
2	2574	0.8	0.8
3	1144	1.1	1.1
4	643	1.5	1.5

MTN45-LM25E-230SWT

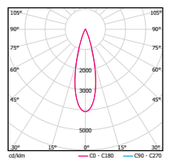

0° Aiming Angle

D(M)	LUX	W	L
1	9615	0.5	0.5
2	2404	1.0	1.0
3	1068	1.5	1.5
4	601	2.0	2.0

MTN45-LM25E-330SWT

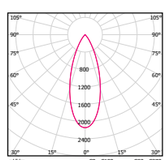

0° Aiming Angle

D(M)	LUX	W	L
1	4821	0.7	0.7
2	1205	1.3	1.3
3	536	2.0	2.0
4	301	2.7	2.7

MTN45-LM25E-530SWT

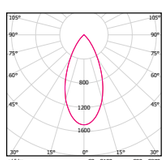

0° Aiming Angle

D(M)	LUX	W	L
1	3263	0.9	0.9
2	816	1.7	1.7
3	363	2.6	2.6
4	204	3.5	3.5

Accessories

Lenses/Filters

Model	Beam Elongator (CLASS I)	SOFT BEAM LENS (CLASS I)	FROSTED GLASS (CLASS I)	Honeycomb (CLASS I)
MTN25	LENS-08-BEL	LENS-08-BSL	LENS-08-FR	LENS-08-HCL
MTN35	LENS-11-BEL	LENS-11-BSL-ULTRA	LENS-11-FR	LENS-11-HCL-ULTRA
MTN45	LENS-16-BEL-C	LENS-16-BEL-SW	/	LENS-16-HCL-ULTRA

Note：Only one piese accessory allowed and need to order separately

ULTRA MULTIPLES SQUARE TRIMLESS DOWNLIGHT-DIRECTIONAL



MTN26 MTN36 MTN46

Specifications

IP20 | 40℃ / -20℃ | High CRI | Input 220V AC/50Hz | Dimmable | DALI | CCT Tunable

- Body Material: Aluminum
- Optical System: Clear Lens included+Reflector
- Finish: Environmentally safe powder coat
- Adjustable Angle: 0°-360° horizontal rotation and 0°-30° vertical aiming tilt
- Wiring: Please refer to wiring schematic diagram at the end of catalog
- Cutout: □ 115*55mm / □ 150*72mm / □ 205*100 mm
- Ceiling Thickness: 5mm-15mm / 5mm-25mm / 5mm-25mm
- Cut Off Angle: 35°
- LED Type: COB
- LED Wattage, CCT, Lumen Output:
  MTN26 3000K:624lm 5W / 780lm 7W
  MTN36 3000K:720lm 8W / 800lm 7W / 1080lm 10W / 1495lm 13W
  MTN46 3000K:720lm 8W / 1645lm 13W / 2220lm 18W / 2960lm 25W
- LED Lifetime: >50,000h-L70 / B10-Ta25℃ (LM-80/TM-21)
- LED Color Consistency: 3 SDCM
- Net Weight: 0.15Kg / 0.45Kg / 0.8Kg

Product Features/Optics



S *8°* **N** *13°* **1** *18°* **2** *28°* **3** *36°* **5** *50°*



Both Honeycomb and Clear Lenses are interchangeable

Product Parameters

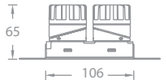

Model	Size	Trim	LED Power	System Lumens	Driver	Beam	CCT	Reflector	Finish
MTN	**2** *2"*	**6** *Rectangular Trimless*	**205** *COB 2*5W* **207** *COB 2*7W*	*2*316lm(@2*7W 3000K 15°)* *2*526lm(@2*7W 3000K 24°)* *2*509lm(@2*7W 3000K 36°)*	**E** *ON-OFF* **D** *0-10V Dimming*	**1** *15°* **2** *24°* **3** *36°* **5** *50°*	**27** *2700K* **30** *3000K* **35** *3500K* **40** *4000K* **50** *5000K*	**B** *Black* **S** *Specular*	**WT** *White* **BK** *Black*
MTN	**2** *2"*	**6** *Rectangular Trimless*	**207** *COB 2*7W*	*2*316lm(@2*7W 3000K 15°)* *2*526lm(@2*7W 3000K 24°)* *2*509lm(@2*7W 3000K 36°)*	**N** *No Driver* **A** *DALI*	**1** *15°* **2** *24°* **3** *36°* **5** *50°*	**27** *2700K* **30** *3000K* **35** *3500K* **40** *4000K* **50** *5000K*	**B** *Black* **S** *Specular*	**WT** *White* **BK** *Black*
MTN	**2** *2"*	**6** *Rectangular Trimless*	**207** *COB 2*7W*	*2*395lm(@7W 3000K 24°)* *2*380lm(@7W 3000K 36°)* *2*348lm(@7W 3000K 50°)*	**N** *No Driver* **A** *DALI*	**2** *24°* **3** *36°* **5** *50°*	**CC** *2700K-6000K (Tunable)*	**B** *Black* **S** *Specular*	**WT** *White* **BK** *Black*

Example : MTN26-207E-230SWT

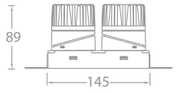

Model	Size	Trim	LED Power	System Lumens	Driver	Beam	CCT	Reflector	Finish
MTN	**3** *3"*	**6** *Rectangular Trimless*	**208** *COB 2*8W*	*2*375lm(@2*8W 3000K 8°)*	**E** *ON-OFF* **D** *0-10V Dimming*	**S** *8°*	**27** *2700K* **30** *3000K* **35** *3500K* **40** *4000K* **50** *5000K*	**B** *Black* **S** *Specular*	**WT** *White* **BK** *Black*
MTN	**3** *3"*	**6** *Rectangular Trimless*	**207** *COB 2*7W* **210** *COB 2*10W* **213** *COB 2*13W*	*2*533lm(@2*7W 3000K 13°)* *2*585lm(@2*7W 3000K 18°)* *2*641lm(@2*7W 3000K 28°)* *2*643lm(@2*7W 3000K 36°)* *2*425lm(@2*7W 3000K 50°)*	**E** *ON-OFF* **D** *0-10V Dimming*	**N** *13°* **1** *18°* **2** *28°* **3** *36°* **5** *50°*	**27** *2700K* **30** *3000K* **35** *3500K* **40** *4000K* **50** *5000K*	**B** *Black* **S** *Specular*	**WT** *White* **BK** *Black*
MTN	**3** *3"*	**6** *Rectangular Trimless*	**207** *COB 2*7W* **210** *COB 2*10W* **213** *COB 2*13W*	*2*643lm(@2*10W 3000K 13°)* *2*714lm(@2*10W 3000K 18°)* *2*790lm(@2*10W 3000K 28°)* *2*804lm(@2*10W 3000K 36°)* *2*532lm(@2*10W 3000K 50°)* *2*820lm(@2*13W 3000K 13°)* *2*935lm(@2*13W 3000K 18°)* *2*1035lm(@2*13W 3000K 28°)* *2*1024lm(@2*13W 3000K 36°)* *2*677lm(@2*13W 3000K 50°)*	**N** *No Driver* **A** *DALI*	**N** *13°* **1** *18°* **2** *28°* **3** *36°* **5** *50°*	**27** *2700K* **30** *3000K* **35** *3500K* **40** *4000K* **50** *5000K*	**B** *Black* **S** *Specular*	**WT** *White* **BK** *Black*
MTN	**3** *3"*	**6** *Rectangular Trimless*	**207** *COB 2*7W* **210** *COB 2*10W* **213** *COB 2*13W*	*2*820lm(@2*13W 3000K 13°)* *2*935lm(@2*13W 3000K 18°)* *2*1035lm(@2*13W 3000K 28°)* *2*1024lm(@2*13W 3000K 36°)* *2*677lm(@2*13W 3000K 50°)*	**N** *No Driver* **A** *DALI*	**1** *18°* **2** *28°* **3** *36°* **5** *50°*	**CC** *2700K-6000K (Tunable)*	**B** *Black* **S** *Specular*	**WT** *White* **BK** *Black*

Example : MTN36-207E-230SWT

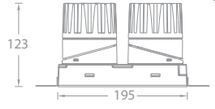

Model	Size	Trim	LED Power	System Lumens	Driver	Beam	CCT	Reflector	Finish
MTN	**4** *4"*	**6** *Rectangular Trimless*	**208** *COB 2*8W*	*2*375lm(@2*8W 3000K 8°)*	**E** *ON-OFF* **D** *0-10V Dimming*	**S** *8°*	**27** *2700K* **30** *3000K* **35** *3500K* **40** *4000K* **50** *5000K*	**B** *Black* **S** *Specular*	**WT** *White* **BK** *Black*
MTN	**4** *4"*	**6** *Rectangular Trimless*	**213** *COB 2*13W* **218** *COB 2*18W* **225** *COB 2*25W*	*2*969lm(@2*13W 3000K 13°)* *2*1135lm(@2*13W 3000K 19°)* *2*1327lm(@2*13W 3000K 28°)* *2*1268lm(@2*13W 3000K 36°)* *2*1237lm(@2*13W 3000K 50°)* *2*1309lm(@2*18W 3000K 13°)*	**E** *ON-OFF* **D** *0-10V Dimming*	**N** *13°* **1** *19°* **2** *28°* **3** *36°* **5** *50°*	**27** *2700K* **30** *3000K* **35** *3500K* **40** *4000K* **50** *5000K*	**B** *Black* **S** *Specular*	**WT** *White* **BK** *Black*
MTN	**4** *4"*	**6** *Rectangular Trimless*	**225** *COB 2*25W*	*2*1533lm(@2*18W 3000K 19°)* *2*1793lm(@2*18W 3000K 28°)* *2*1714lm(@2*18W 3000K 36°)* *2*1671lm(@2*12*8W 3000K 50°)* *2*1716lm(@2*25W 3000K 13°)* *2*2009lm(@2*25W 3000K 19°)* *2*2351lm(@2*25W 3000K 28°)* *2*2246lm(@2*25W 3000K 36°)* *2*2190lm(@2*25W 3000K 50°)*	**N** *No Driver* **A** *DALI*	**N** *13°* **1** *19°* **2** *28°* **3** *36°* **5** *50°*	**27** *2700K* **30** *3000K* **35** *3500K* **40** *4000K* **50** *5000K*	**B** *Black* **S** *Specular*	**WT** *White* **BK** *Black*
MTN	**4** *4"*	**6** *Rectangular Trimless*	**225** *COB 2*25W*	*2*1672lm(@2*25W 3000K 18°)* *2*1821lm(@2*25W 3000K 28°)* *2*1502lm(@2*25W 3000K 36°)* *2*1469lm(@2*25W 3000K 50°)*	**N** *No Driver* **A** *DALI*	**1** *18°* **2** *28°* **3** *36°* **5** *50°*	**CC** *2700K-6000K (Tunable)*	**B** *Black* **S** *Specular*	**WT** *White* **BK** *Black*

Example : MTN46-213E-230SWT

Light Distribution

MTN26

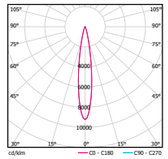

MTN26-LM07E-130SWT

0° Aiming Angle

D(M)	LUX	W	L
1	2919	0.3	0.3
2	730	0.6	0.6
3	324	0.8	0.8
4	182	1.1	1.1

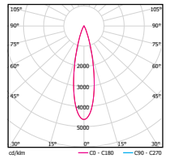

MTN26-LM07E-230SWT

0° Aiming Angle

D(M)	LUX	W	L
1	2442	0.4	0.4
2	611	0.9	0.9
3	271	1.3	1.3
4	153	1.7	1.7

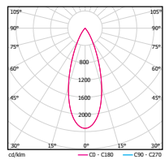

MTN26-LM07E-330SWT

0° Aiming Angle

D(M)	LUX	W	L
1	1183	0.7	0.7
2	296	1.3	1.3
3	131	2.0	2.0
4	74	2.6	2.6

MTN36

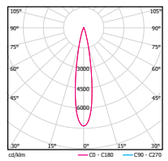

MTN36-LM13E-130SWT

0° Aiming Angle

D(M)	LUX	W	L
1	6848	0.3	0.3
2	1712	0.7	0.7
3	761	1.0	1.0
4	428	1.3	1.3

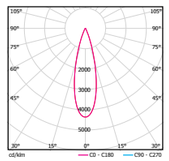

MTN36-LM13E-230SWT

0° Aiming Angle

D(M)	LUX	W	L
1	4510	0.5	0.5
2	1128	1.0	1.0
3	501	1.4	1.4
4	282	1.9	1.9

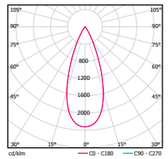

MTN36-LM13E-330SWT

0° Aiming Angle

D(M)	LUX	W	L
1	2375	0.7	0.7
2	594	1.4	1.4
3	264	2.1	2.1
4	148	2.8	2.8

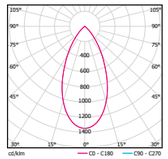

MTN36-LM13E-530SWT

0° Aiming Angle

D(M)	LUX	W	L
1	913	0.9	0.9
2	228	1.8	1.8
3	101	2.8	2.8
4	57	3.7	3.7

MTN46

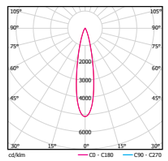

MTN46-LM25E-130SWT

0° Aiming Angle

D(M)	LUX	W	L
1	10294	0.4	0.4
2	2574	0.8	0.8
3	1144	1.1	1.1
4	643	1.5	1.5

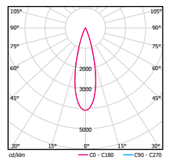

MTN46-LM25E-230SWT

0° Aiming Angle

D(M)	LUX	W	L
1	9615	0.5	0.5
2	2404	1.0	1.0
3	1068	1.5	1.5
4	601	2.0	2.0

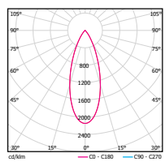

MTN46-LM25E-330SWT

0° Aiming Angle

D(M)	LUX	W	L
1	4821	0.7	0.7
2	1205	1.3	1.3
3	536	2.0	2.0
4	301	2.7	2.7

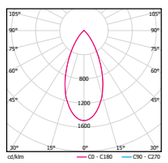

MTN46-LM25E-530SWT

0° Aiming Angle

D(M)	LUX	W	L
1	3263	0.9	0.9
2	816	1.7	1.7
3	363	2.6	2.6
4	204	3.5	3.5

Accessories

Lenses/Filters

Model	Beam Elongator (CLASS I)	SOFT BEAM LENS (CLASS I)	FROSTED GLASS (CLASS I)	Honeycomb (CLASS I)
MTN26	LENS-08-BEL	LENS-08-BSL	LENS-08-FR	LENS-08-HCL
MTN36	LENS-11-BEL	LENS-11-BSL-ULTRA	LENS-11-FR	LENS-11-HCL-ULTRA
MTN46	LENS-16-BEL-C	LENS-16-BEL-SW	/	LENS-16-HCL-ULTRA

Note：Only one piese accessory allowed and need to order separately

ULTRA MICRO AND ANTI-FOG



DLN33



DLN34



DLN37



DLN38

Specifications

IP20 | 40℃ / -20℃ | High CRI | Input 220V AC/50Hz | Dimmable | DALI | CCT Tunable

- Body Material: Aluminum
- Optical System: Clear Lens included+Reflector
- Finish: Environmentally safe powder coat
- Adjustable Angle: 0°-360° horizontal rotation
- Wiring: Please refer to wiring schematic diagram at the end of catalog
- Cutout: Ø100mm / Ø82mm / □ 79*79mm / □ 78*72mm
- Ceiling Thickness: 5mm-25mm
- Cut Off Angle: 35°
- LED Type: COB
- LED Wattage, CCT, Lumen Output:
  3000K 800lm 7W / 1080lm 10W / 1495lm 13W
- LED Lifetime: >50,000h-L70 / B10-Ta25℃ (LM-80/TM-21)
- LED Color Consistency: 3 SDCM
- Net Weight: 0.3Kg / 0.35Kg / 0.35Kg / 0.4Kg

Product Features/Optics



N *13°* **1** *18°* **2** *28°* **3** *36°* **5** *50°*

Product Parameters

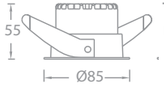

Model	Size	Trim	LED Power	System Lumens	Driver	Beam	CCT	Reflector	Finish
DLN	**3** *3"*	**3** *Round Trim (IP44 Aperture)*	**LM07** *COB 7W* **LM10** *COB10W* **LM13** *COB13W*	*533lm(@7W 3000K 13°)* *585lm(@7W 3000K 18°)* *641lm(@7W 3000K 28°)* *643lm(@7W 3000K 36°)* *643lm(@10W 3000K 13°)* *714lm(@10W 3000K 18°)* *790lm(@10W 3000K 28°)* *804lm(@10W 3000K 36°)* *820lm(@13W 3000K 13°)* *935lm(@13W 3000K 18°)* *1035lm(@13W 3000K 28°)* *1024lm(@13W 3000K 36°)*	**E** *ON-OFF* **D** *0-10V Dimming*	**N** *13°* **1** *18°* **2** *28°* **3** *36°* **5** *50°*	**27** *2700K* **30** *3000K* **35** *3500K* **40** *4000K* **50** *5000K*	**B** *Black* **S** *Specular*	**WT** *White* **BK** *Black*
DLN	**3** *3"*	**3** *Round Trim (IP44 Aperture)*	**LM13** *COB 13W*		**N** *No Driver*	**N** *13°* **1** *18°* **2** *28°* **3** *36°* **5** *50°*	**27** *2700K* **30** *3000K* **35** *3500K* **40** *4000K* **50** *5000K*	**B** *Black* **S** *Specular*	**WT** *White* **BK** *Black*
DLN	**3** *3"*	**3** *Round Trim (IP44 Aperture)*	**LM13** *COB 13W*		**A** *DALI* **N** *No Driver*	**1** *18°* **2** *28°* **3** *36°* **5** *50°*	**CC** *2700K-6000K (Tunable)*	**B** *Black* **S** *Specular*	**WT** *White* **BK** *Black*

Example : DLN33-LM07E-230SWT

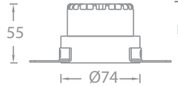

Model	Size	Trim	LED Power	System Lumens	Driver	Beam	CCT	Reflector	Finish
DLN	**3** *3"*	**4** *Round Trimless (IP44 Aperture)*	**LM07** *COB 7W* **LM10** *COB10W* **LM13** *COB13W*	*533lm(@7W 3000K 13°)* *585lm(@7W 3000K 18°)* *641lm(@7W 3000K 28°)* *643lm(@7W 3000K 36°)* *643lm(@10W 3000K 13°)* *714lm(@10W 3000K 18°)* *790lm(@10W 3000K 28°)* *804lm(@10W 3000K 36°)* *820lm(@13W 3000K 13°)* *935lm(@13W 3000K 18°)* *1035lm(@13W 3000K 28°)* *1024lm(@13W 3000K 36°)*	**E** *ON-OFF* **D** *0-10V Dimming*	**N** *13°* **1** *18°* **2** *28°* **3** *36°* **5** *50°*	**27** *2700K* **30** *3000K* **35** *3500K* **40** *4000K* **50** *5000K*	**B** *Black* **S** *Specular*	**WT** *White* **BK** *Black*
DLN	**3** *3"*	**4** *Round Trimless (IP44 Aperture)*	**LM13** *COB 13W*		**N** *No Driver*	**N** *13°* **1** *18°* **2** *28°* **3** *36°* **5** *50°*	**27** *2700K* **30** *3000K* **35** *3500K* **40** *4000K* **50** *5000K*	**B** *Black* **S** *Specular*	**WT** *White* **BK** *Black*
DLN	**3** *3"*	**4** *Round Trimless (IP44 Aperture)*	**LM13** *COB 13W*		**A** *DALI* **N** *No Driver*	**1** *18°* **2** *28°* **3** *36°* **5** *50°*	**CC** *2700K-6000K (Tunable)*	**B** *Black* **S** *Specular*	**WT** *White* **BK** *Black*

Example : DLN34-LM07E-230SWT

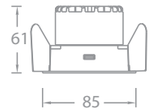

Model	Size	Trim	LED Power	System Lumens	Driver	Beam	CCT	Reflector	Finish
DLN	**3** *3"*	**7** *Rectangula Trim (IP44 Aperture)*	**LM07** *COB 7W* **LM10** *COB10W* **LM13** *COB13W*	*533lm(@7W 3000K 13°)* *585lm(@7W 3000K 18°)* *641lm(@7W 3000K 28°)* *643lm(@7W 3000K 36°)* *643lm(@10W 3000K 13°)* *714lm(@10W 3000K 18°)* *790lm(@10W 3000K 28°)* *804lm(@10W 3000K 36°)* *820lm(@13W 3000K 13°)* *935lm(@13W 3000K 18°)* *1035lm(@13W 3000K 28°)* *1024lm(@13W 3000K 36°)*	**E** *ON-OFF* **D** *0-10V Dimming*	**N** *13°* **1** *18°* **2** *28°* **3** *36°* **5** *50°*	**27** *2700K* **30** *3000K* **35** *3500K* **40** *4000K* **50** *5000K*	**B** *Black* **S** *Specular*	**WT** *White* **BK** *Black*
DLN	**3** *3"*	**7** *Rectangular Trim (IP44 Aperture)*	**LM13** *COB 13W*		**N** *No Driver*	**N** *13°* **1** *18°* **2** *28°* **3** *36°* **5** *50°*	**27** *2700K* **30** *3000K* **35** *3500K* **40** *4000K* **50** *5000K*	**B** *Black* **S** *Specular*	**WT** *White* **BK** *Black*
DLN	**3** *3"*	**7** *Rectangular Trim (IP44 Aperture)*	**LM13** *COB 13W*		**A** *DALI* **N** *No Driver*	**1** *18°* **2** *28°* **3** *36°* **5** *50°*	**CC** *2700K-6000K (Tunable)*	**B** *Black* **S** *Specular*	**WT** *White* **BK** *Black*

Example : DLN37-LM07E-230SWT

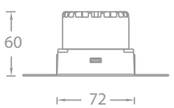

Model	Size	Trim	LED Power	System Lumens	Driver	Beam	CCT	Reflector	Finish
DLN	**3** *3"*	**8** *Rectangular Trimless (IP44 Aperture)*	**LM07** *COB 7W* **LM10** *COB10W* **LM13** *COB13W*	*533lm(@7W 3000K 13°)* *585lm(@7W 3000K 18°)* *641lm(@7W 3000K 28°)* *643lm(@7W 3000K 36°)* *643lm(@10W 3000K 13°)* *714lm(@10W 3000K 18°)* *790lm(@10W 3000K 28°)* *804lm(@10W 3000K 36°)* *820lm(@13W 3000K 13°)* *935lm(@13W 3000K 18°)* *1035lm(@13W 3000K 28°)* *1024lm(@13W 3000K 36°)*	**E** *ON-OFF* **D** *0-10V Dimming*	**N** *13°* **1** *18°* **2** *28°* **3** *36°* **5** *50°*	**27** *2700K* **30** *3000K* **35** *3500K* **40** *4000K* **50** *5000K*	**B** *Black* **S** *Specular*	**WT** *White* **BK** *Black*
DLN	**3** *3"*	**8** *Rectangular Trimless (IP44 Aperture)*	**LM13** *COB 13W*		**N** *No Driver*	**N** *13°* **1** *18°* **2** *28°* **3** *36°* **5** *50°*	**27** *2700K* **30** *3000K* **35** *3500K* **40** *4000K* **50** *5000K*	**B** *Black* **S** *Specular*	**WT** *White* **BK** *Black*
DLN	**3** *3"*	**8** *Rectangular Trimless (IP44 Aperture)*	**LM13** *COB 13W*		**A** *DALI* **N** *No Driver*	**1** *18°* **2** *28°* **3** *36°* **5** *50°*	**CC** *2700K-6000K (Tunable)*	**B** *Black* **S** *Specular*	**WT** *White* **BK** *Black*

Example : DLN38-LM07E-230SWT

Light Distribution

DLN33

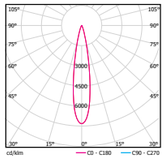

DLN33-LM13E-130SWT

0° Aiming Angle

D(M)	LUX	W	L
1	6848	0.3	0.3
2	1712	0.7	0.7
3	761	1.0	1.0
4	428	1.3	1.3

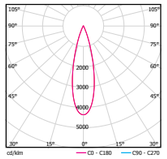

DLN33-LM13E-230SWT

0° Aiming Angle

D(M)	LUX	W	L
1	4510	0.5	0.5
2	1128	1.0	1.0
3	501	1.4	1.4
4	282	1.9	1.9

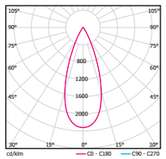

DLN33-LM13E-330SWT

0° Aiming Angle

D(M)	LUX	W	L
1	2375	0.7	0.7
2	594	1.4	1.4
3	264	2.1	2.1
4	148	2.8	2.8

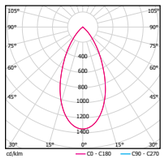

DLN33-LM13E-530SWT

0° Aiming Angle

D(M)	LUX	W	L
1	913	0.9	0.9
2	228	1.8	1.8
3	101	2.8	2.8
4	57	3.7	3.7

DLN34

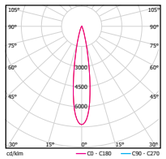

DLN34-LM13E-130SWT

0° Aiming Angle

D(M)	LUX	W	L
1	6848	0.3	0.3
2	1712	0.7	0.7
3	761	1.0	1.0
4	428	1.3	1.3

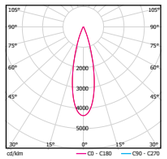

DLN34-LM13E-230SWT

0° Aiming Angle

D(M)	LUX	W	L
1	4510	0.5	0.5
2	1128	1.0	1.0
3	501	1.4	1.4
4	282	1.9	1.9

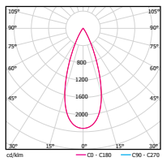

DLN34-LM13E-330SWT

0° Aiming Angle

D(M)	LUX	W	L
1	2375	0.7	0.7
2	594	1.4	1.4
3	264	2.1	2.1
4	148	2.8	2.8

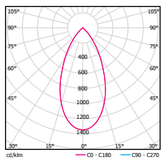

DLN34-LM13E-530SWT

0° Aiming Angle

D(M)	LUX	W	L
1	913	0.9	0.9
2	228	1.8	1.8
3	101	2.8	2.8
4	57	3.7	3.7

DLN37

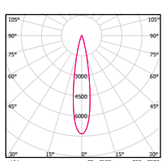

DLN37-LM13E-130SWT

0° Aiming Angle

D(M)	LUX	W	L
1	6848	0.3	0.3
2	1712	0.7	0.7
3	761	1.0	1.0
4	428	1.3	1.3

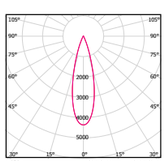

DLN37-LM13E-230SWT

0° Aiming Angle

D(M)	LUX	W	L
1	4510	0.5	0.5
2	1128	1.0	1.0
3	501	1.4	1.4
4	282	1.9	1.9

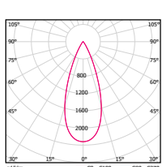

DLN37-LM13E-330SWT

0° Aiming Angle

D(M)	LUX	W	L
1	2375	0.7	0.7
2	594	1.4	1.4
3	264	2.1	2.1
4	148	2.8	2.8

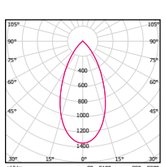

DLN37-LM13E-530SWT

0° Aiming Angle

D(M)	LUX	W	L
1	913	0.9	0.9
2	228	1.8	1.8
3	101	2.8	2.8
4	57	3.7	3.7

Light Distribution

DLN38

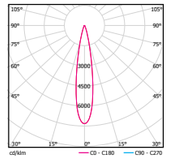

DLN38-LM13E-130SWT

0° Aiming Angle

D(M)	LUX	W	L
1	6848	0.3	0.3
2	1712	0.7	0.7
3	761	1.0	1.0
4	428	1.3	1.3

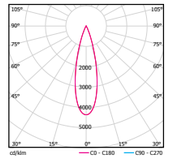

DLN38-LM13E-230SWT

0° Aiming Angle

D(M)	LUX	W	L
1	4510	0.5	0.5
2	1128	1.0	1.0
3	501	1.4	1.4
4	282	1.9	1.9

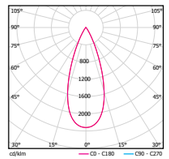

DLN38-LM13E-330SWT

0° Aiming Angle

D(M)	LUX	W	L
1	2375	0.7	0.7
2	594	1.4	1.4
3	264	2.1	2.1
4	148	2.8	2.8

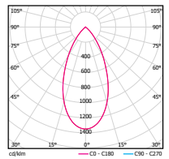

DLN38-LM13E-530SWT

0° Aiming Angle

D(M)	LUX	W	L
1	913	0.9	0.9
2	228	1.8	1.8
3	101	2.8	2.8
4	57	3.7	3.7

RECESSED CEILING

Accessories

Lenses/Filters

Model	Honeycomb (CLASS I)
	
DLN33/DLN34/DLN37/DLN38	LENS-12-HCL-ULTRA

Note：Only one piese accessory allowed and need to order separately

ULTRA MICRO AND ANTI-FOG



DLN43



DLN44



DLN47



DLN48

Specifications

IP20 | 40℃ / -20℃ | High CRI | Input 220V AC/50Hz | Dimmable | DALI

- Body Material: Aluminum
- Optical System: Clear Lens included+Reflector
- Finish: Environmentally safe powder coat
- Adjustable Angle: 0°-360° horizontal rotation
- Wiring: Please refer to wiring schematic diagram at the end of catalog
- Cutout: Ø100mm / Ø105mm / □ 115*115mm / □ 105*105mm
- Ceiling Thickness: 5mm-25mm
- Cut Off Angle: 35°
- LED Type: COB
- LED Wattage, CCT, Lumen Output:
  3000K 720lm 8W / 1645lm 13W / 2220lm 18W /2960lm 25W
- LED Lifetime: >50,000h-L70 / B10-Ta25℃ (LM-80/TM-21)
- LED Color Consistency: 3 SDCM
- Net Weight: 0.5Kg / 0.5Kg / 0.5Kg / 0.5Kg

Product Features/Optics



S *8°* **N** *13°* **1** *19°* **2** *28°* **3** *36°* **5** *50°*

Product Parameters

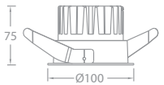

Model	Size	Trim	LED Power	System Lumens	Driver	Beam	CCT	Reflector	Finish
DLN	**4** *4"*	**3** *Round Trim (IP44 Aperture)*	**LM08** *COB 8W*	*375lm(@8W 3000K 8°)*	**E** *ON-OFF* **D** *0-10V Dimming*	**S** *8°*	**27** *2700K* **30** *3000K* **35** *3500K* **40** *4000K* **50** *5000K*	**B** *Black* **S** *Specular* **W** *White*	**WT** *White* **BK** *Black*
DLN	**4** *4"*	**3** *Round Trim (IP44 Aperture)*	**LM13** *COB 13W* **LM18** *COB 18W* **LM25** *COB 25W*	*969lm(@13W 3000K 13°)* *1135lm(@13W 3000K 19°)* *61327lm(@13W 3000K 28°)* *1268lm(@13W 3000K 36°)* *1237lm(@13W 3000K 50°)* *1309lm(@18W 3000K 13°)* *1533lm(@18W 3000K 18°)*	**E** *ON-OFF* **D** *0-10V Dimming*	**N** *13°* **1** *19°* **2** *28°* **3** *36°* **5** *50°*	**27** *2700K* **30** *3000K* **35** *3500K* **40** *4000K* **50** *5000K*	**B** *Black* **S** *Specular* **W** *White*	**WT** *White* **BK** *Black*
DLN	**4** *4"*	**3** *Round Trim (IP44 Aperture)*	**LM25** *COB 25W*	*1793lm(@18W 3000K 28°)* *1714lm(@18W 3000K 36°)* *1671lm(@18W 3000K 50°)* *1716lm(@25W 3000K 13°)* *2009lm(@25W 3000K 18°)* *2351lm(@25W 3000K 28°)* *2246lm(@25W 3000K 36°)* *2190lm(@25W 3000K 50°)*	**A** *DALI* **N** *No Driver*	**N** *13°* **1** *19°* **2** *28°* **3** *36°* **5** *50°*	**27** *2700K* **30** *3000K* **35** *3500K* **40** *4000K* **50** *5000K*	**B** *Black* **S** *Specular* **W** *White*	**WT** *White* **BK** *Black*

Example : DLN43-LM18E-230SWT

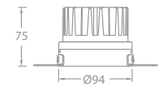

Model	Size	Trim	LED Power	System Lumens	Driver	Beam	CCT	Reflector	Finish
DLN	**4** *4"*	**4** *Round Trimless (IP44 Aperture)*	**LM08** *COB 8W*	*375lm(@8W 3000K 8°)*	**E** *ON-OFF* **D** *0-10V Dimming*	**S** *8°*	**27** *2700K* **30** *3000K* **35** *3500K* **40** *4000K* **50** *5000K*	**B** *Black* **S** *Specular* **W** *White*	**WT** *White* **BK** *Black*
DLN	**4** *4"*	**4** *Round Trimless (IP44 Aperture)*	**LM13** *COB 13W* **LM18** *COB 18W* **LM25** *COB 25W*	*969lm(@13W 3000K 13°)* *1135lm(@13W 3000K 19°)* *61327lm(@13W 3000K 28°)* *1268lm(@13W 3000K 36°)* *1237lm(@13W 3000K 50°)* *1309lm(@18W 3000K 13°)* *1533lm(@18W 3000K 18°)*	**E** *ON-OFF* **D** *0-10V Dimming*	**N** *13°* **1** *19°* **2** *28°* **3** *36°* **5** *50°*	**27** *2700K* **30** *3000K* **35** *3500K* **40** *4000K* **50** *5000K*	**B** *Black* **S** *Specular* **W** *White*	**WT** *White* **BK** *Black*
DLN	**4** *4"*	**4** *Round Trimless (IP44 Aperture)*	**LM25** *COB 25W*	*1793lm(@18W 3000K 28°)* *1714lm(@18W 3000K 36°)* *1671lm(@18W 3000K 50°)* *1716lm(@25W 3000K 13°)* *2009lm(@25W 3000K 18°)* *2351lm(@25W 3000K 28°)* *2246lm(@25W 3000K 36°)* *2190lm(@25W 3000K 50°)*	**A** *DALI* **N** *No Driver*	**N** *13°* **1** *19°* **2** *28°* **3** *36°* **5** *50°*	**27** *2700K* **30** *3000K* **35** *3500K* **40** *4000K* **50** *5000K*	**B** *Black* **S** *Specular* **W** *White*	**WT** *White* **BK** *Black*

Example : DLN44-LM18E-230SWT

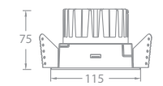

Model	Size	Trim	LED Power	System Lumens	Driver	Beam	CCT	Reflector	Finish
DLN	**4** *4"*	**7** *Rectangular Trim (IP44 Aperture)*	**LM08** *COB 8W*	*375lm(@8W 3000K 8°)*	**E** *ON-OFF* **D** *0-10V Dimming*	**S** *8°*	**27** *2700K* **30** *3000K* **35** *3500K* **40** *4000K* **50** *5000K*	**B** *Black* **S** *Specular* **W** *White*	**WT** *White* **BK** *Black*
DLN	**4** *4"*	**7** *Rectangular Trim (IP44 Aperture)*	**LM13** *COB 13W* **LM18** *COB 18W* **LM25** *COB 25W*	*969lm(@13W 3000K 13°)* *1135lm(@13W 3000K 19°)* *61327lm(@13W 3000K 28°)* *1268lm(@13W 3000K 36°)* *1237lm(@13W 3000K 50°)* *1309lm(@18W 3000K 13°)* *1533lm(@18W 3000K 18°)*	**E** *ON-OFF* **D** *0-10V Dimming*	**N** *13°* **1** *19°* **2** *28°* **3** *36°* **5** *50°*	**27** *2700K* **30** *3000K* **35** *3500K* **40** *4000K* **50** *5000K*	**B** *Black* **S** *Specular* **W** *White*	**WT** *White* **BK** *Black*
DLN	**4** *4"*	**7** *Rectangular Trim (IP44 Aperture)*	**LM25** *COB 25W*	*1793lm(@18W 3000K 28°)* *1714lm(@18W 3000K 36°)* *1671lm(@18W 3000K 50°)* *1716lm(@25W 3000K 13°)* *2009lm(@25W 3000K 18°)* *2351lm(@25W 3000K 28°)* *2246lm(@25W 3000K 36°)* *2190lm(@25W 3000K 50°)*	**A** *DALI* **N** *No Driver*	**N** *13°* **1** *19°* **2** *28°* **3** *36°* **5** *50°*	**27** *2700K* **30** *3000K* **35** *3500K* **40** *4000K* **50** *5000K*	**B** *Black* **S** *Specular* **W** *White*	**WT** *White* **BK** *Black*

Example : DLN47-LM18E-230SWT

Product Parameters

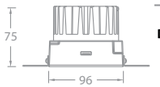

Model	Size	Trim	LED Power	System Lumens	Driver	Beam	CCT	Reflector	Finish
DLN	**4** *4"*	**8** *Rectangular Trim (IP44 Aperture)*	**LM08** *COB 8W*	*375lm(@8W 3000K 8°)*	**E** *ON-OFF* **D** *0-10V Dimming*	**S** *8°*	**27** *2700K* **30** *3000K* **35** *3500K* **40** *4000K* **50** *5000K*	**B** *Black* **S** *Specular* **W** *White*	**WT** *White* **BK** *Black*
DLN	**4** *4"*	**8** *Rectangular Trim (IP44 Aperture)*	**LM13** *COB 13W* **LM18** *COB 18W* **LM25** *COB 25W*	*969lm(@13W 3000K 13°)* *1135lm(@13W 3000K 19°)* *61327lm(@13W 3000K 28°)* *1268lm(@13W 3000K 36°)* *1237lm(@13W 3000K 50°)* *1309lm(@18W 3000K 13°)* *1533lm(@18W 3000K 18°)*	**E** *ON-OFF* **D** *0-10V Dimming*	**N** *13°* **1** *19°* **2** *28°* **3** *36°* **5** *50°*	**27** *2700K* **30** *3000K* **35** *3500K* **40** *4000K* **50** *5000K*	**B** *Black* **S** *Specular* **W** *White*	**WT** *White* **BK** *Black*
DLN	**4** *4"*	**8** *Rectangular Trim (IP44 Aperture)*	**LM25** *COB 25W*	*1793lm(@18W 3000K 28°)* *1714lm(@18W 3000K 36°)* *1671lm(@18W 3000K 50°)* *1716lm(@25W 3000K 13°)* *2009lm(@25W 3000K 18°)* *2351lm(@25W 3000K 28°)* *2246lm(@25W 3000K 36°)* *2190lm(@25W 3000K 50°)*	**A** *DALI* **N** *No Driver*	**N** *13°* **1** *19°* **2** *28°* **3** *36°* **5** *50°*	**27** *2700K* **30** *3000K* **35** *3500K* **40** *4000K* **50** *5000K*	**B** *Black* **S** *Specular* **W** *White*	**WT** *White* **BK** *Black*

Example : DLN48-LM18E-230SWT

Light Distribution

DLN43

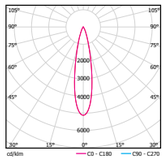

DLN43-LM25E-130SWT

0° Aiming Angle

D(M)	LUX	W	L
1	10294	0.4	0.4
2	2574	0.8	0.8
3	1144	1.1	1.1
4	643	1.5	1.5

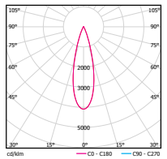

DLN43-LM25E-230SWT

0° Aiming Angle

D(M)	LUX	W	L
1	9615	0.5	0.5
2	2404	1.0	1.0
3	1068	1.5	1.5
4	601	2.0	2.0

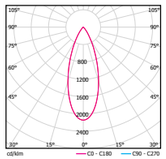

DLN43-LM25E-330SWT

0° Aiming Angle

D(M)	LUX	W	L
1	4821	0.7	0.7
2	1205	1.3	1.3
3	536	2.0	2.0
4	301	2.7	2.7

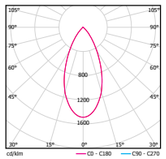

DLN43-LM25E-530SWT

0° Aiming Angle

D(M)	LUX	W	L
1	3263	0.9	0.9
2	816	1.7	1.7
3	363	2.6	2.6
4	204	3.5	3.5

DLN44

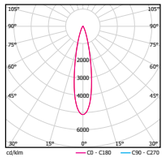

DLN44-LM25E-130SWT

0° Aiming Angle

D(M)	LUX	W	L
1	10294	0.4	0.4
2	2574	0.8	0.8
3	1144	1.1	1.1
4	643	1.5	1.5

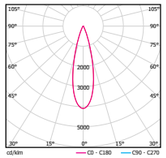

DLN44-LM25E-230SWT

0° Aiming Angle

D(M)	LUX	W	L
1	9615	0.5	0.5
2	2404	1.0	1.0
3	1068	1.5	1.5
4	601	2.0	2.0

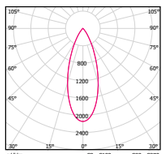

DLN44-LM25E-330SWT

0° Aiming Angle

D(M)	LUX	W	L
1	4821	0.7	0.7
2	1205	1.3	1.3
3	536	2.0	2.0
4	301	2.7	2.7

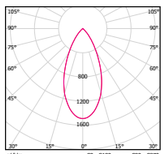

DLN44-LM25E-530SWT

0° Aiming Angle

D(M)	LUX	W	L
1	3263	0.9	0.9
2	816	1.7	1.7
3	363	2.6	2.6
4	204	3.5	3.5

Light Distribution

DLN47

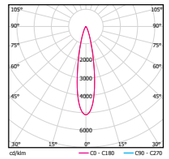

DLN47-LM25E-130SWT

0° Aiming Angle

D(M)	LUX	W	L
1	10294	0.4	0.4
2	2574	0.8	0.8
3	1144	1.1	1.1
4	643	1.5	1.5

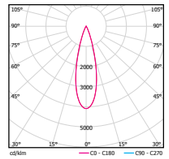

DLN47-LM25E-230SWT

0° Aiming Angle

D(M)	LUX	W	L
1	9615	0.5	0.5
2	2404	1.0	1.0
3	1068	1.5	1.5
4	601	2.0	2.0

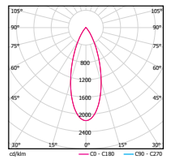

DLN47-LM25E-330SWT

0° Aiming Angle

D(M)	LUX	W	L
1	4821	0.7	0.7
2	1205	1.3	1.3
3	536	2.0	2.0
4	301	2.7	2.7

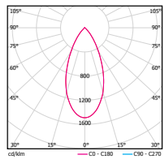

DLN47-LM25E-530SWT

0° Aiming Angle

D(M)	LUX	W	L
1	3263	0.9	0.9
2	816	1.7	1.7
3	363	2.6	2.6
4	204	3.5	3.5

DLN47

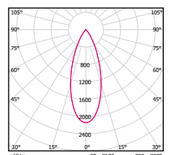

DLN47-LM25E-130SWT

0° Aiming Angle

D(M)	LUX	W	L
1	10294	0.4	0.4
2	2574	0.8	0.8
3	1144	1.1	1.1
4	643	1.5	1.5

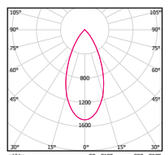

DLN47-LM25E-230SWT

0° Aiming Angle

D(M)	LUX	W	L
1	9615	0.5	0.5
2	2404	1.0	1.0
3	1068	1.5	1.5
4	601	2.0	2.0

DLN47-LM25E-330SWT

0° Aiming Angle

D(M)	LUX	W	L
1	4821	0.7	0.7
2	1205	1.3	1.3
3	536	2.0	2.0
4	301	2.7	2.7

DLN47-LM25E-530SWT

0° Aiming Angle

D(M)	LUX	W	L
1	3263	0.9	0.9
2	816	1.7	1.7
3	363	2.6	2.6
4	204	3.5	3.5

Accessories

Lenses/Filters

Model	Honeycomb (CLASS I)
	
DLN43/DLN44/DLN47/DLN48	LENS-16-HCL-ULTRA

***Note*:** Angles "S"/"N"/"1" come with Honeycomb at the factory, other angles need to be ordered separately

Wushang Dream Plaza
Wuhan, Hubei Province



ELANA PRO

ELANA PRO LED downlights achieve high uniform illumination with individual beam angle adjustment of light distribution. These die-cast aluminum luminaires provide elegant, simple and modern lighting, resulting in robust illumination that brings a pleasant and visually comfortable mood to the interior environment. Thermally efficient, these compact, trimmed and trimless downlights fully integrate into the ceiling for a clean architectural look. The luminaires offer a 40° cut off angle for effective glare control, with CCTs of 2700K, 3000K and 4000K. Various reflector finishes are available including silver specular, frosted, black and champagne.

ELANA PRO ROUND DOWNLIGHT-DIRECTIONAL



DLH31



DLH32

Specifications

IP20 | 40℃ -20℃ | High CRI | Input 220V AC/50Hz | Dimmable | DALI

- Body Material: Die-cast aluminum
- Optical System: Clear Lens included +Reflector
- Finish: Environmentally safe powder coat
- Adjustable Angle: 0°-355° horizontal rotation and 0°-25° vertical aiming tilt
- Wiring: Please refer to wiring schematic diagram at the end of catalog
- Cutout: Ø75mm
- Ceiling Thickness: 6mm-15mm
- Cut Off Angle: 40°
- LED Type: COB
- LED Wattage, CCT, Lumen Output: 3000K 800lm 7W
  3000K 1150lm 10W
  3000K 1495lm 13W
- LED Lifetime: >50,000h-L70 / B10-Ta25℃ (LM-80/TM-21)
- LED Color Consistency: 3 SDCM
- Net Weight: 0.3Kg / 0.3Kg

Product Features/Optics



1 *15°* **2** *24°* **3** *36°* **4** *45°*

Product Parameters



Model	Size	Trim	LED Power	System Lumens	Driver	Beam	CCT	Reflector	Finish
DLH	**3** *3"*	**1** *Round Trim*	**LM07** *COB 7W* **LM10** *COB 10W* **LM13** *COB 13W*	*351lm(@7W 3000K 15°)* *622lm(@7W 3000K 24°)* *564lm(@7W 3000K 36°)* *497lm(@7W 3000K 45°)* *446lm(@10W 3000K 15°)* *841lm(@10W 3000K 24°)* *716lm(@10W 3000K 36°)* *632lm(@10W 3000K 45°)* *562lm(@13W 3000K 15°)* *1059lm(@13W 3000K 24°)* *902lm(@13W 3000K 36°)* *497lm(@13W 3000K 45°)*	**E** *ON-OFF* **D** *0-10V Dimming*	**1** *15°* **2** *24°* **3** *36°* **4** *45°*	**27** *2700K* **30** *3000K* **40** *4000K*	**B** *Black* **S** *Specular*	**WT** *White*
DLH	**3** *3"*	**1** *Round Trim*	**LM13** *COB 13W*		**N** *No Driver* **A** *DALI*	**1** *15°* **2** *24°* **3** *36°* **4** *45°*	**27** *2700K* **30** *3000K* **40** *4000K*	**B** *Black* **S** *Specular*	**WT** *White*

Example: DLH31-LM07-E230SWT
Note: Only 15°is standard configured with Honeycomb.

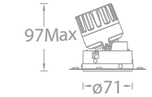

Model	Size	Trim	LED Power	System Lumens	Driver	Beam	CCT	Reflector	Finish
DLH	**3** *3"*	**2** *Round Trimress*	**LM07** *COB 7W* **LM10** *COB 10W* **LM13** *COB 13W*	*351lm(@7W 3000K 15°)* *622lm(@7W 3000K 24°)* *564lm(@7W 3000K 36°)* *497lm(@7W 3000K 45°)* *446lm(@10W 3000K 15°)* *841lm(@10W 3000K 24°)* *716lm(@10W 3000K 36°)* *632lm(@10W 3000K 45°)* *562lm(@13W 3000K 15°)* *1059lm(@13W 3000K 24°)* *902lm(@13W 3000K 36°)* *497lm(@13W 3000K 45°)*	**E** *ON-OFF* **D** *0-10V Dimming*	**1** *15°* **2** *24°* **3** *36°* **4** *45°*	**27** *2700K* **30** *3000K* **40** *4000K*	**B** *Black* **S** *Specular*	**WT** *White*
DLH	**3** *3"*	**2** *Round Trimress*	**LM13** *COB 13W*		**N** *No Driver* **A** *DALI*	**1** *15°* **2** *24°* **3** *36°* **4** *45°*	**27** *2700K* **30** *3000K* **40** *4000K*	**B** *Black* **S** *Specular*	**WT** *White*

Example: DLH32-LM07-E230SWT
Note: Only 15°is standard configured with Honeycomb.

Light Distribution

DLH31

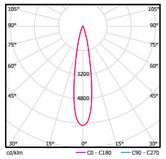

DLH31-LM10-E130SWT

0° Aiming Angle

D(M)	LUX	W	L
1	4366	0.34	0.34
2	1092	0.68	0.68
3	485	1.02	1.02
4	273	1.36	1.36

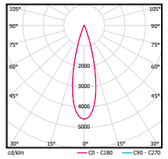

DLH31-LM10-E230SWT

0° Aiming Angle

D(M)	LUX	W	L
1	3675	0.34	0.34
2	919	0.68	0.68
3	408	1.02	1.02
4	230	1.36	1.36

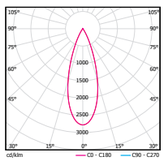

0° Aiming Angle

D(M)	LUX	W	L
1	1991	0.78	0.78
2	498	1.60	1.60
3	221	2.30	2.30
4	124	3.20	3.20

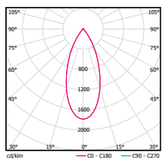

DLH31-LM10-E430SWT

0° Aiming Angle

D(M)	LUX	W	L
1	1126	0.61	0.61
2	282	1.20	1.20
3	125	1.80	1.80
4	70	2.40	2.40

ELANA PRO SQUARE DOWNLIGHT-DIRECTIONAL



DLH35



DLH36

Specifications



- Body Material: Die-cast aluminum
- Optical System: Clear Lens included +Reflector
- Finish: Environmentally safe powder coat
- Adjustable Angle: 0°-355° horizontal rotation and 0°-25° vertical aiming tilt
- Wiring: Please refer to wiring schematic diagram at the end of catalog
- Cutout: □ 75*75mm / □ 77*74mm
- Ceiling Thickness: 6mm-25mm
- Cut Off Angle: 40°
- LED Type: COB
- LED Wattage, CCT, Lumen Output: 3000K 800lm 7W
  3000K 1150lm 10W
  3000K 1495lm 13W
- LED Lifetime: >50,000h-L70 / B10-Ta25℃ (LM-80/TM-21)
- LED Color Consistency: 3 SDCM
- Net Weight: 0.3Kg / 0.3Kg

Product Features/Optics



N *15°* **2** *24°* **3** *36°* **4** *45°*

Product Parameters

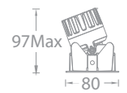

Model	Size	Trim	LED Power	System Lumens	Driver	Beam	CCT	Reflector	Finish
DLH	**3** *3"*	**5** *Rectangular Trim*	**LM07** *COB 7W* **LM10** *COB 10W* **LM13** *COB 13W*	*351lm(@7W 3000K 15°)* *622lm(@7W 3000K 24°)* *564lm(@7W 3000K 36°)* *497lm(@7W 3000K 45°)* *446lm(@10W 3000K 15°)* *841lm(@10W 3000K 24°)* *716lm(@10W 3000K 36°)* *632lm(@10W 3000K 45°)* *562lm(@13W 3000K 15°)* *1059lm(@13W 3000K 24°)* *902lm(@13W 3000K 36°)* *497lm(@13W 3000K 45°)*	**E** *ON-OFF* **D** *0-10V Dimming*	**1** *15°* **2** *24°* **3** *36°* **4** *45°*	**27** *2700K* **30** *3000K* **40** *4000K*	**B** *Black* **S** *Specular*	**WT** *White*
DLH	**3** *3"*	**5** *Rectangular Trim*	**LM13** *COB 13W*		**N** *No Driver* **A** *DALI*	**1** *15°* **2** *24°* **3** *36°* **4** *45°*	**27** *2700K* **30** *3000K* **40** *4000K*	**B** *Black* **S** *Specular*	**WT** *White*

Example: DLH35-LM10-E230SWT
Note: Only 15°is standard configured with Honeycomb.



Model	Size	Trim	LED Power	System Lumens	Driver	Beam	CCT	Reflector	Finish
DLH	**3** *3"*	**6** *Rectangular Trimless*	**LM07** *COB 7W* **LM10** *COB 10W* **LM13** *COB 13W*	*351lm(@7W 3000K 15°)* *622lm(@7W 3000K 24°)* *564lm(@7W 3000K 36°)* *497lm(@7W 3000K 45°)* *446lm(@10W 3000K 15°)* *841lm(@10W 3000K 24°)* *716lm(@10W 3000K 36°)* *632lm(@10W 3000K 45°)* *562lm(@13W 3000K 15°)* *1059lm(@13W 3000K 24°)* *902lm(@13W 3000K 36°)* *497lm(@13W 3000K 45°)*	**E** *ON-OFF* **D** *0-10V Dimming*	**1** *15°* **2** *24°* **3** *36°* **4** *45°*	**27** *2700K* **30** *3000K* **40** *4000K*	**B** *Black* **S** *Specular*	**WT** *White*
DLH	**3** *3"*	**6** *Rectangular Trimless*	**LM13** *COB 13W*		**N** *No Driver* **A** *DALI*	**1** *15°* **2** *24°* **3** *36°* **4** *45°*	**27** *2700K* **30** *3000K* **40** *4000K*	**B** *Black* **S** *Specular*	**WT** *White*

Example: DLH36-LM10-E230SWT
Note: Only 15°is standard configured with Honeycomb.

Light Distribution

DLH35

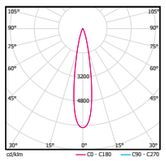

DLH35-LM10-E130SWT

0° Aiming Angle

D(M)	LUX	W	L
1	4366	0.34	0.34
2	1092	0.68	0.68
3	485	1.02	1.02
4	273	1.36	1.36

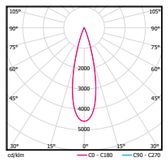

DLH35-LM10-E230SWT

0° Aiming Angle

D(M)	LUX	W	L
1	3675	0.34	0.34
2	919	0.68	0.68
3	408	1.02	1.02
4	230	1.36	1.36

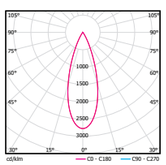

DLH35-LM10-E330SWT

0° Aiming Angle

D(M)	LUX	W	L
1	1991	0.78	0.78
2	498	1.60	1.60
3	221	2.30	2.30
4	124	3.20	3.20

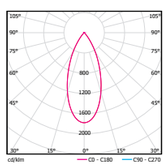

DLH35-LM10-E430SWT

0° Aiming Angle

D(M)	LUX	W	L
1	1126	0.61	0.61
2	282	1.20	1.20
3	125	1.80	1.80
4	70	2.40	2.40

ELANA PRO MULTIPLE SQUARE DOWNLIGHT-DIRECTIONAL



MTH35



MTH36

Specifications



- Body Material: Die-cast aluminum
- Optical System: Clear Lens included +Reflector
- Finish: Environmentally safe powder coat
- Adjustable Angle: 0°-355° horizontal rotation and 0°-25° vertical aiming tilt
- Wiring: Please refer to wiring schematic diagram at the end of catalog
- Cutout: □ 146*74mm / □ 84*84mm
- Ceiling Thickness: 6mm-25mm
- Cut Off Angle: 40°
- LED Type: COB
- LED Wattage, CCT, Lumen Output: 3000K 800lm 7W
  3000K 1150lm 10W
  3000K 1495lm 13W
- LED Lifetime: >50,000h-L70 / B10-Ta25℃ (LM-80/TM-21)
- LED Color Consistency: 3 SDCM
- Net Weight: 0.7Kg / 0.7Kg

Product Features/Optics



N *15°* **2** *24°* **3** *36°* **4** *45°*

Product Parameters

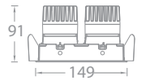

Model	Size	Trim	LED Power	System Lumens	Driver	Beam	CCT	Reflector	Finish
MTH	**3** *3"*	**5** *Rectangular Trim*	**207** *COB 2*7W* **210** *COB 2*10W* **213** *COB 2*13W*	*2*351lm(@7W 3000K 15°)* *2*622lm(@7W 3000K 24°)* *2*564lm(@7W 3000K 36°)* *2*497lm(@7W 3000K 45°)* *2*446lm(@10W 3000K 15°)* *2*841lm(@10W 3000K 24°)* *2*716lm(@10W 3000K 36°)* *2*632lm(@10W 3000K 45°)* *2*562lm(@13W 3000K 15°)* *2*1059lm(@13W 3000K 24°)* *2*902lm(@13W 3000K 36°)* *2*497lm(@13W 3000K 45°)*	**E** *ON-OFF* **D** *0-10V Dimming*	**1** *15°* **2** *24°* **3** *36°* **4** *45°*	**27** *2700K* **30** *3000K* **40** *4000K*	**B** *Black* **S** *Specular*	**WT** *White*
MTH	**3** *3"*	**5** *Rectangular Trim*	**213** *COB 2*13W*		**N** *No Driver*	**1** *15°* **2** *24°* **3** *36°* **4** *45°*	**27** *2700K* **30** *3000K* **40** *4000K*	**B** *Black* **S** *Specular*	**WT** *White*

Example: MTH35-210-E230SWT
Note: Only 15°is standard configured with Honeycomb.

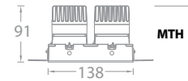

Model	Size	Trim	LED Power	System Lumens	Driver	Beam	CCT	Reflector	Finish
MTH	**3** *3"*	**6** *Rectangular Trimless*	**207** *COB 2*7W* **210** *COB 2*10W* **213** *COB 2*13W*	*2*351lm(@7W 3000K 15°)* *2*622lm(@7W 3000K 24°)* *2*564lm(@7W 3000K 36°)* *2*497lm(@7W 3000K 45°)* *2*446lm(@10W 3000K 15°)* *2*841lm(@10W 3000K 24°)* *2*716lm(@10W 3000K 36°)* *2*632lm(@10W 3000K 45°)* *2*562lm(@13W 3000K 15°)* *2*1059lm(@13W 3000K 24°)* *2*902lm(@13W 3000K 36°)* *2*497lm(@13W 3000K 45°)*	**E** *ON-OFF* **D** *0-10V Dimming*	**1** *15°* **2** *24°* **3** *36°* **4** *45°*	**27** *2700K* **30** *3000K* **40** *4000K*	**B** *Black* **S** *Specular*	**WT** *White*
MTH	**3** *3"*	**6** *Rectangular Trimless*	**213** *COB 2*13W*		**N** *No Driver* **A** *DALI*	**1** *15°* **2** *24°* **3** *36°* **4** *45°*	**27** *2700K* **30** *3000K* **40** *4000K*	**B** *Black* **S** *Specular*	**WT** *White*

Example: MTH36-210-E230SWT
Note: Only 15°is standard configured with Honeycomb.

Light Distribution

MTH35

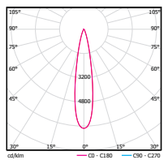

MTH35-LM10-E130SWT

0° Aiming Angle

D(M)	LUX	W	L
1	4366	0.34	0.34
2	1092	0.68	0.68
3	485	1.02	1.02
4	273	1.36	1.36

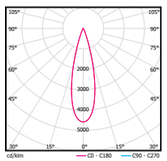

MTH35-LM10-E230SWT

0° Aiming Angle

D(M)	LUX	W	L
1	3675	0.34	0.34
2	919	0.68	0.68
3	408	1.02	1.02
4	230	1.36	1.36

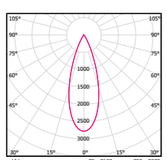

MTH35-LM10-E330SWT

0° Aiming Angle

D(M)	LUX	W	L
1	1991	0.78	0.78
2	498	1.60	1.60
3	221	2.30	2.30
4	124	3.20	3.20

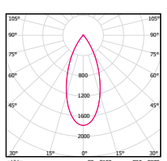

MTH35-LM10-E430SWT

0° Aiming Angle

D(M)	LUX	W	L
1	1126	0.61	0.61
2	282	1.20	1.20
3	125	1.80	1.80
4	70	2.40	2.40



The G Shenzhen, A Tribute Portfolio Hotel
Shenzhen, Guangdong Province



ELANA

ELANA LED downlights achieve high uniformity illumination with individual beam angle adjustment of light distribution. These die-cast aluminum luminaires provide elegant, simple and modern lighting, resulting in robust illumination that brings visual comfort and a pleasant environment. Thermally efficient, these downlights are compact and fully integrate into the ceiling for a clean architectural effect. The luminaires offer a 40-degree cut off angle for effective glare control, with CCTs of 2700K, 3000K and 4000K. Various reflector finishes are available including silver specular, frosted, black and champagne.

ELANA DOWNLIGHT



DLG21



DLG31

Specifications

IP20 | 40℃ / -20℃ | High CRI | Input 220V AC/50Hz | Dimmable

- Body Material: Die-cast aluminum
- Optical System: Clear Lens included+ Anti-glare reflector
- Finish: Environmentally safe powder coat
- Wiring: Please refer to wiring schematic diagram at the end of catalog
- Cutout: Ø55mm / Ø75mm
- Ceiling Thickness: 5mm-15mm
- Cut Off Angle: 35°
- LED Type: COB
- LED Wattage, CCT, Lumen Output:
  DLG21 3000K: 557lm 4W / 780lm 7W
  DLG31 3000K: 800lm 7W / 1150lm 10W / 1495lm 13W
- LED Lifetime: >50,000h-L70 / B10-Ta25℃ (LM-80/TM-21)
- LED Color Consistency: 3 SDCM
- Net Weight: 0.11Kg / 0.24Kg

Product Features/Optics



1 *15°* **2** *24°* **3** *36°* **5** *50°*

Product Parameters

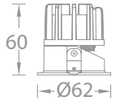

Model	Size	Trim	LED Power	System Lumens	Driver	Beam	CCT	Reflector	Finish
DLG	**2** *2"*	**1** *Round Trim*	**LM04** *COB 4W* **LM07** *COB 7W*	*215lm(@4W 3000K 15°)* *249lm(@4W 3000K 24°)* *314lm(@4W 3000K 36°)* *342lm(@4W 3000K 50°)* *306lm(@7W 3000K 15°)* *355lm(@7W 3000K 24°)* *447lm(@7W 3000K 36°)* *486lm(@7W 3000K 50°)*	**E** *ON-OFF* **D** *0-10V Dimming*	**1** *15°* **2** *24°* **3** *36°* **5** *50°*	**27** *2700K* **30** *3000K* **35** *3500K* **40** *4000K* **50** *5000K*	**B** *Black* **S** *Specular*	**WT** *White* **BK** *Black*
DLG	**2** *2"*	**1** *Round Trim*	**LM07** *COB 7W*		**N** *No Driver*	**1** *15°* **2** *24°* **3** *36°* **5** *50°*	**27** *2700K* **30** *3000K* **35** *3500K* **40** *4000K* **50** *5000K*	**B** *Black* **S** *Specular*	**WT** *White* **BK** *Black*

Example: DLG21-LM07-E230SWT
Note: **Only 15°and 24° are standard configured with Honeycomb.**

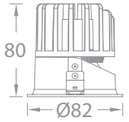

Model	Size	Trim	LED Power	System Lumens	Driver	Beam	CCT	Reflector	Finish
DLG	**3** *3"*	**1** *Round Trim*	**LM07** *COB 7W* **LM10** *COB 10W* **LM13** *COB 13W*	*340lm(@7W 3000K 15°)* *416lm(@7W 3000K 24°)* *604lm(@7W 3000K 36°)* *573lm(@7W 3000K 50°)* *456lm(@10W 3000K 15°)* *558lm(@10W 3000K 24°)* *809lm(@10W 3000K 36°)* *770lm(@10W 3000K 50°)* *615lm(@13W 3000K 15°)* *753lm(@13W 3000K 24°)* *1090lm(@13W 3000K 36°)* *1038lm(@13W 3000K 50°)*	**E** *ON-OFF* **D** *0-10V Dimming*	**1** *15°* **2** *24°* **3** *36°* **5** *50°*	**27** *2700K* **30** *3000K* **35** *3500K* **40** *4000K* **50** *5000K*	**B** *Black* **S** *Specular*	**WT** *White* **BK** *Black*
DLG	**3** *3"*	**1** *Round Trim*	**LM13** *COB 13W*		**N** *No Driver*	**1** *15°* **2** *24°* **3** *36°* **5** *50°*	**27** *2700K* **30** *3000K* **35** *3500K* **40** *4000K* **50** *5000K*	**B** *Black* **S** *Specular*	**WT** *White* **BK** *Black*

Example: DLG31-LM07-E230SWT
Note: **Only 15°and 24° are standard configured with Honeycomb.**

Light Distribution

DLG21

DLG21-LM07-E130BWT

0° Aiming Angle

D(M)	LUX	W	L
1	2867	0.3	0.3
2	717	0.6	0.6
3	319	0.8	0.8
4	179	1.1	1.1

DLG21-LM07-E230BWT

0° Aiming Angle

D(M)	LUX	W	L
1	2181	0.4	0.4
2	545	0.8	0.8
3	242	1.2	1.2
4	136	1.6	1.6

DLG21-LM07-E330BWT

0° Aiming Angle

D(M)	LUX	W	L
1	1104	0.6	0.6
2	276	1.3	1.3
3	123	1.9	1.9
4	69	2.5	2.5

DLG21-LM07-E530BWT

0° Aiming Angle

D(M)	LUX	W	L
1	725	0.9	0.9
2	181	1.8	1.8
3	81	2.7	2.7
4	45	3.6	3.6

DLG31

DLG31-LM13-E130BWT

0° Aiming Angle

D(M)	LUX	W	L
1	6839	0.3	0.3
2	1710	0.5	0.5
3	760	0.8	0.8
4	427	1.0	1.0

DLG31-LM13-E230BWT

0° Aiming Angle

D(M)	LUX	W	L
1	4021	0.4	0.4
2	1005	0.8	0.8
3	447	1.2	1.2
4	251	1.6	1.6

DLG31-LM13-E330BWT

0° Aiming Angle

D(M)	LUX	W	L
1	2285	0.7	0.7
2	571	1.5	1.5
3	254	2.2	2.2
4	143	2.9	2.9

DLG31-LM13-E530BWT

0° Aiming Angle

D(M)	LUX	W	L
1	1398	1.0	1.0
2	350	2.0	2.0
3	155	3.0	3.0
4	87	4.0	4.0

ELANA ROUND DIRECTIONAL



DDG21



DDG31

Specifications

IP20 | 40 C / -20 C | High CRI | Input 220V AC/50Hz | Dimmable

- Body Material: Die-cast aluminum
- Optical System: Clear Lens included+ Anti-glare reflector
- Finish: Environmentally safe powder coat
- Adjustable Angle: 0°-25° vertical aiming tilt
- Wiring: Please refer to wiring schematic diagram at the end of catalog
- Cutout: Ø55mm / Ø75mm
- Ceiling Thickness: 5mm-15mm
- Cut Off Angle: 35°
- LED Type: COB
- LED Wattage, CCT, Lumen Output:
  DLG21 3000K: 557lm 4W / 780lm 7W
  DLG31 3000K: 800lm 7W / 1150lm 10W / 1495lm 13W
- LED Lifetime: >50,000h-L70 / B10-Ta25℃ (LM-80/TM-21)
- LED Color Consistency: 3 SDCM
- Net Weight: 0.11Kg / 0.24Kg

Product Features/Optics



1 *15°* **2** *24°* **3** *36°* **5** *50°*

Product Parameters

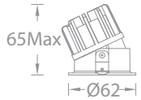

Model	Size	Trim	LED Power	System Lumens	Driver	Beam	CCT	Reflector	Finish
DDG	2 *2"*	1 *Round Trim*	LM04 *COB 4W* LM07 *COB 7W*	*233lm(@4W 3000K 15°)* *221lm(@4W 3000K 24°)* *314lm(@4W 3000K 36°)* *330lm(@4W 3000K 50°)* *322lm(@7W 3000K 15°)* *318lm(@7W 3000K 24°)* *452lm(@7W 3000K 36°)* *476lm(@7W 3000K 50°)*	E *ON-OFF* D *0-10V Dimming*	1 *15°* 2 *24°* 3 *36°* 5 *50°*	27 *2700K* 30 *3000K* 35 *3500K* 40 *4000K* 50 *5000K*	B *Black* S *Specular*	WT *White* BK *Black*
DDG	2 *2"*	1 *Round Trim*	LM07 *COB 7W*		N *No Driver*	1 *15°* 2 *24°* 3 *36°* 5 *50°*	27 *2700K* 30 *3000K* 35 *3500K* 40 *4000K* 50 *5000K*	B *Black* S *Specular*	WT *White* BK *Black*

Example: DDG21-LM07-E230SWT
Note: Only 15°and 24° are standard configured with Honeycomb.

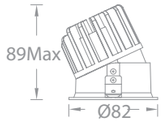

Model	Size	Trim	LED Power	System Lumens	Driver	Beam	CCT	Reflector	Finish
DDG	3 *3"*	1 *Round Trim*	LM07 *COB 7W* LM10 *COB 10W* LM13 *COB 13W*	*344lm(@7W 3000K 15°)* *593lm(@7W 3000K 24°)* *593lm(@7W 3000K 36°)* *553lm(@7W 3000K 50°)* *462lm(@10W 3000K 15°)* *798lm(@10W 3000K 24°)* *798lm(@10W 3000K 36°)* *744lm(@10W 3000K 50°)* *628lm(@13W 3000K 15°)* *1083lm(@13W 3000K 24°)* *1083lm(@13W 3000K 36°)* *1010lm(@13W 3000K 50°)*	E *ON-OFF* D *0-10V Dimming*	1 *15°* 2 *24°* 3 *36°* 5 *50°*	27 *2700K* 30 *3000K* 35 *3500K* 40 *4000K* 50 *5000K*	B *Black* S *Specular*	WT *White* BK *Black*
DDG	3 *3"*	1 *Round Trim*	LM13 *COB 13W*		N *No Driver*	1 *15°* 2 *24°* 3 *36°* 5 *50°*	27 *2700K* 30 *3000K* 35 *3500K* 40 *4000K* 50 *5000K*	B *Black* S *Specular*	WT *White* BK *Black*

Example: DDG31-LM07-E230SWT
Note: Only 15°and 24° are standard configured with Honeycomb.

Light Distribution

DDG21

DDG21-LM07-E130BWT

0° Aiming Angle

D(M)	LUX	W	L
1	3134	0.3	0.3
2	784	0.6	0.6
3	348	0.8	0.8
4	196	1.1	1.1

DDG21-LM07-E230BWT

0° Aiming Angle

D(M)	LUX	W	L
1	1949	0.4	0.4
2	487	0.8	0.8
3	217	1.3	1.3
4	122	1.7	1.7

DDG21-LM07-E330BWT

0° Aiming Angle

D(M)	LUX	W	L
1	1016	0.7	0.7
2	254	1.4	1.4
3	113	2.0	2.0
4	64	2.7	2.7

DDG21-LM07-E530BWT

0° Aiming Angle

D(M)	LUX	W	L
1	674	0.9	0.9
2	169	1.9	1.9
3	75	2.8	2.8
4	42	3.8	3.8

DDG31

DDG31-LM13-E130BWT

0° Aiming Angle

D(M)	LUX	W	L
1	6881	0.3	0.3
2	1720	0.5	0.5
3	765	0.8	0.8
4	430	1.0	1.0

DDG31-LM13-E230BWT

0° Aiming Angle

D(M)	LUX	W	L
1	4206	0.5	0.5
2	1052	1.0	1.0
3	467	1.5	1.5
4	263	1.9	1.9

DDG31-LM13-E330BWT

0° Aiming Angle

D(M)	LUX	W	L
1	2215	0.7	0.7
2	554	1.5	1.5
3	246	2.2	2.2
4	138	2.9	2.9

DDG31-LM13-E530BWT

0° Aiming Angle

D(M)	LUX	W	L
1	1342	1.0	1.0
2	336	2.0	2.0
3	149	3.0	3.0
4	84	4.0	4.0

ELANA SQUARE DIRECTIONAL



DDG25



DDG35

Specifications



- Body Material: Die-cast aluminum
- Optical System: Clear Lens included+ Anti-glare reflector
- Finish: Environmentally safe powder coat
- Adjustable Angle: 0°-25° vertical aiming tilt
- Wiring: Please refer to wiring schematic diagram at the end of catalog
- Cutout: □ 55*55mm / □ 75*75mm
- Ceiling Thickness: 5mm-15mm
- Cut Off Angle: 35°
- LED Type: COB
- LED Wattage, CCT, Lumen Output:
  DDG22 3000K: 557lm 4W / 780lm 7W
  DDG32 3000K: 800lm 7W / 1150lm 10W / 1495lm 13W
- LED Lifetime: >50,000h-L70 / B10-Ta25℃ (LM-80/TM-21)
- LED Color Consistency: 3 SDCM
- Net Weight: 0.11Kg / 0.24Kg

Product Features/Optics



1 *15°* **2** *24°* **3** *36°* **5** *50°*

Product Parameters

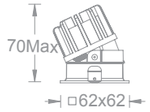

Model	Size	Trim	LED Power	System Lumens	Driver	Beam	CCT	Reflector	Finish
DDG	**2** *2"*	**5** *Rectangular Trim*	**LM04** *COB 4W* **LM07** *COB 7W*	*233lm(@4W 3000K 15°)* *221lm(@4W 3000K 24°)* *314lm(@4W 3000K 36°)* *330lm(@4W 3000K 50°)* *322lm(@7W 3000K 15°)* *318lm(@7W 3000K 24°)* *452lm(@7W 3000K 36°)* *476lm(@7W 3000K 50°)*	**E** *ON-OFF* **D** *0-10V Dimming*	**1** *15°* **2** *24°* **3** *36°* **5** *50°*	**27** *2700K* **30** *3000K* **35** *3500K* **40** *4000K* **50** *5000K*	**B** *Black* **S** *Specular*	**WT** *White* **BK** *Black*
DDG	**2** *2"*	**5** *Rectangular Trim*	**LM07** *COB 7W*		**N** *No Driver*	**1** *15°* **2** *24°* **3** *36°* **5** *50°*	**27** *2700K* **30** *3000K* **35** *3500K* **40** *4000K* **50** *5000K*	**B** *Black* **S** *Specular*	**WT** *White* **BK** *Black*

Example: DDG25-LM07-E130SWT
Note: Only 15°and 24° are standard configured with Honeycomb.

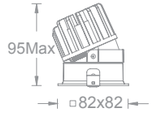

Model	Size	Trim	LED Power	System Lumens	Driver	Beam	CCT	Reflector	Finish
DDG	**3** *3"*	**5** *Rectangular Trim*	**LM07** *COB 7W* **LM10** *COB 10W* **LM13** *COB 13W*	*344lm(@7W 3000K 15°)* *593lm(@7W 3000K 24°)* *593lm(@7W 3000K 36°)* *553lm(@7W 3000K 50°)* *462lm(@10W 3000K 15°)* *798lm(@10W 3000K 24°)* *798lm(@10W 3000K 36°)* *744lm(@10W 3000K 50°)* *628lm(@13W 3000K 15°)* *1083lm(@13W 3000K 24°)* *1083lm(@13W 3000K 36°)* *1010lm(@13W 3000K 50°)*	**E** *ON-OFF* **D** *0-10V Dimming*	**1** *15°* **2** *24°* **3** *36°* **5** *50°*	**27** *2700K* **30** *3000K* **35** *3500K* **40** *4000K* **50** *5000K*	**B** *Black* **S** *Specular*	**WT** *White* **BK** *Black*
DDG	**3** *3"*	**5** *Rectangular Trim*	**LM13** *COB 13W*		**N** *No Driver*	**1** *15°* **2** *24°* **3** *36°* **5** *50°*	**27** *2700K* **30** *3000K* **35** *3500K* **40** *4000K* **50** *5000K*	**B** *Black* **S** *Specular*	**WT** *White* **BK** *Black*

Example: DDG35-LM07-E130SWT
Note: Only 15°and 24° are standard configured with Honeycomb.

Light Distribution

DDG25

DDG25-LM07-E130BWT

0° Aiming Angle

D(M)	LUX	W	L
1	3134	0.3	0.3
2	784	0.6	0.6
3	348	0.8	0.8
4	196	1.1	1.1

DDG25-LM07-E230BWT

0° Aiming Angle

D(M)	LUX	W	L
1	1949	0.4	0.4
2	487	0.8	0.8
3	217	1.3	1.3
4	122	1.7	1.7

DDG25-LM07-E330BWT

0° Aiming Angle

D(M)	LUX	W	L
1	1016	0.7	0.7
2	254	1.4	1.4
3	113	2.0	2.0
4	64	2.7	2.7

DDG25-LM07-E530BWT

0° Aiming Angle

D(M)	LUX	W	L
1	674	0.9	0.9
2	169	1.9	1.9
3	75	2.8	2.8
4	42	3.8	3.8

DDG35

DDG35-LM13-E130BWT

0° Aiming Angle

D(M)	LUX	W	L
1	6881	0.3	0.3
2	1720	0.5	0.5
3	765	0.8	0.8
4	430	1.0	1.0

DDG35-LM13-E230BWT

0° Aiming Angle

D(M)	LUX	W	L
1	4206	0.5	0.5
2	1052	1.0	1.0
3	467	1.5	1.5
4	263	1.9	1.9

DDG35-LM13-E330BWT

0° Aiming Angle

D(M)	LUX	W	L
1	2215	0.7	0.7
2	554	1.5	1.5
3	246	2.2	2.2
4	138	2.9	2.9

DDG35-LM13-E530BWT

0° Aiming Angle

D(M)	LUX	W	L
1	1342	1.0	1.0
2	336	2.0	2.0
3	149	3.0	3.0
4	84	4.0	4.0

SURFACE MOUNT LUMINAIRES


ULTRA 298


PLANA PRO 304

The Sunshine Insurance Financial Center Building
Beijing



ULTRA

The ULTRA Downlight is ideal for general lighting. The unique reflector design features a cut-off that directs the beam whenever you need it. Square style is available, and various optic options are offered.

ULTRA



SLN32



SLN36

Specifications



- Body Material: Die-cast aluminum
- Optical System: Clear Lens included + Reflector
- Finish: Environmentally safe powder coat
- Wiring: Please refer to wiring schematic diagram at the end of catalog
- Cut Off Angle: 35°
- LED Type: COB
- LED Wattage, CCT, Lumen Output: 3000K 800lm 7W
  3000K 1150lm 10W
  3000K 1495lm 13W
- LED Lifetime: >50,000h-L70 / B10-Ta25℃ (LM-80/TM-21)
- LED Color Consistency: 3 SDCM
- Net Weight: 0.36Kg / 036Kg

Product Features/Optics



S *8°* **N** *13°* **1** *18°* **2** *28°* **3** *36°* **5** *50°*

Product Parameters

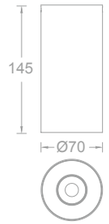

Model	Size	Trim	LED Power	System Lumens	Driver	Beam	CCT	Reflector	Finish
SLN	**3** *3″*	**2** *Round Trimless*	**LM08** *COB8W*	*375lm(@8W 3000K 8°)*	**E** *ON-OFF* **D** *0-10V Dimming*	**S** *8°*	**27** *2700K* **30** *3000K* **35** *3500K* **40** *4000K* **50** *5000K*	**S** *Specular* **B** *Black*	**WT** *White* **BK** *Black*
SLN	**3** *3″*	**2** *Round Trimless*	**LM07** *COB7W* **LM10** *COB10W* **LM13** *COB13W*	*466lm(@7W 3000K 13°)* *721lm(@7W 3000K 18°)* *715lm(@7W 3000K 28°)* *720lm(@7W 3000K 36°)* *425lm(@7W 3000K 50°)* *520lm(@10W 3000K 13°)* *817lm(@10W 3000K 18°)* *796lm(@10W 3000K 28°)* *823lm(@10W 3000K 36°)* *532lm(@10W 3000K 50°)* *676lm(@13W 3000K 13°)* *1062lm(@13W 3000K 18°)* *1035lm(@13W 3000K 28°)* *1070lm(@13W 3000K 36°)* *677lm(@13W 3000K 50°)*	**E** *ON-OFF* **D** *0-10V Dimming*	**N** *13°* **1** *18°* **2** *28°* **3** *36°* **5** *50°*	**27** *2700K* **30** *3000K* **35** *3500K* **40** *4000K* **50** *5000K*	**S** *Specular* **B** *Black*	**WT** *White* **BK** *Black*

Example: SLN32-LM07E-N30SWT



Model	Size	Trim	LED Power	System Lumens	Driver	Beam	CCT	Reflector	Finish
SLN	**3** *3″*	**6** *Rectangular Trimless*	**LM08** *COB8W*	*375lm(@8W 3000K 8°)*	**E** *ON-OFF* **D** *0-10V Dimming*	**S** *8°*	**27** *2700K* **30** *3000K* **35** *3500K* **40** *4000K* **50** *5000K*	**S** *Specular* **B** *Black*	**WT** *White* **BK** *Black*
SLN	**3** *3″*	**6** *Rectangular Trimless*	**LM07** *COB7W* **LM10** *COB10W* **LM13** *COB13W*	*466lm(@7W 3000K 13°)* *721lm(@7W 3000K 18°)* *715lm(@7W 3000K 28°)* *720lm(@7W 3000K 36°)* *425lm(@7W 3000K 50°)* *520lm(@10W 3000K 13°)* *817lm(@10W 3000K 18°)* *796lm(@10W 3000K 28°)* *823lm(@10W 3000K 36°)* *532lm(@10W 3000K 50°)* *676lm(@13W 3000K 13°)* *1062lm(@13W 3000K 18°)* *1035lm(@13W 3000K 28°)* *1070lm(@13W 3000K 36°)* *677lm(@13W 3000K 50°)*	**E** *ON-OFF* **D** *0-10V Dimming*	**N** *13°* **1** *18°* **2** *28°* **3** *36°* **5** *50°*	**27** *2700K* **30** *3000K* **35** *3500K* **40** *4000K* **50** *5000K*	**S** *Specular* **B** *Black*	**WT** *White* **BK** *Black*

Example: SLN36-LM07E-N30SWT

Light Distribution

SLN32

SLN32-LM13E-N30

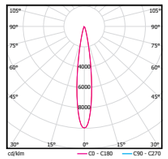

0° Aiming Angle

D(M)	LUX	W	L
1	8174	0.28	0.28
2	2044	0.56	0.56
3	908	0.84	0.84
4	511	1.12	1.12

SLN32-LM13E-130

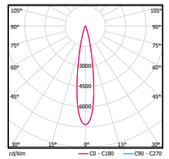

0° Aiming Angle

D(M)	LUX	W	L
1	6848	0.33	0.33
2	1712	0.66	0.66
3	761	0.99	0.99
4	428	1.32	1.32

SLN32-LM13E-230

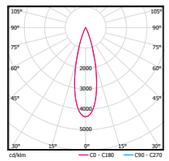

0° Aiming Angle

D(M)	LUX	W	L
1	4511	0.48	0.48
2	1128	0.96	0.96
3	501	1.44	1.44
4	282	1.92	1.92

SLN32-LM13E-330

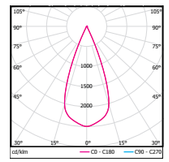

0° Aiming Angle

D(M)	LUX	W	L
1	2375	0.70	0.70
2	594	1.40	1.40
3	264	2.10	2.10
4	148	2.80	2.80

SLN36

SLN36-LM13E-N30

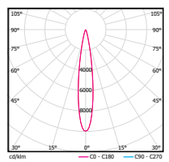

0° Aiming Angle

D(M)	LUX	W	L
1	8174	0.28	0.28
2	2044	0.56	0.56
3	908	0.84	0.84
4	511	1.12	1.12

SLN36-LM13E-130

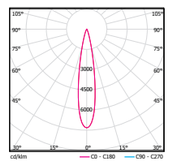

0° Aiming Angle

D(M)	LUX	W	L
1	6848	0.33	0.33
2	1712	0.66	0.66
3	761	0.99	0.99
4	428	1.32	1.32

SLN36-LM13E-230

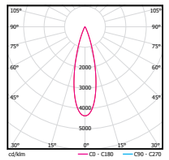

0° Aiming Angle

D(M)	LUX	W	L
1	4511	0.48	0.48
2	1128	0.96	0.96
3	501	1.44	1.44
4	282	1.92	1.92

SLN36-LM13E-330

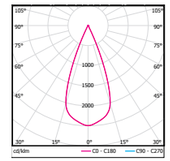

0° Aiming Angle

D(M)	LUX	W	L
1	2375	0.70	0.70
2	594	1.40	1.40
3	264	2.10	2.10
4	148	2.80	2.80

Accessories

Lenses/Filters

Model	Beam Elongator (CLASS I)	SOFT BEAM LENS (CLASS I)	FROSTED GLASS (CLASS I)	Honeycomb (CLASS I)
				
SLN32/SLN36	LENS-11-BEL	LENS-11-BSL-ULTRA	LENS-11-FR	LENS-11-HCL-ULTRA

Note：Only one piese accessory allowed and need to order separately

Bank of Communications New Bund 31 Performing Arts Center
Shanghai



PLANA PRO

The performance-based PLANA PRO LED Downlight series is designed and engineered for challenging hospitality and commercial applications. Constructed of die-cast aluminum, dimmable LED luminaires are engineered with advanced proprietary LED technology that ensures superior quality, minimal maintenance and long lasting life. Adjustable beam angles and various color temperatures are available.

PLANA PRO



SDL22



SDL32



SDL42



SDL52

Specifications



- Body Material: Extruded aluminum
- Optical System: Clear Lens included + SUBROSA®Optical System
- Finish: Environmentally safe powder coat
- Wiring: Please refer to wiring schematic diagram at the end of catalog
- Cut Off Angle: 35°
- LED Type: COB
- LED Wattage, CCT, Lumen Output:
  SDL22 3000K: 1100lm
  SDL32 3000K: 1600lm 13W /2200lm 18W
  SDL42 3000K: 2200lm 18W /3000lm 25W
  SDL52 3000K: 3900lm 32W / 4800lm 40W
- LED Lifetime: >50,000h-L70 / B10-Ta25℃ (LM-80/TM-21)
- LED Color Consistency: 3 SDCM（4000K 5 SDCM）
- Net Weight: 0.4Kg / 0.7Kg / 1.0Kg / 1.6Kg

Product Features/Optics



1 *15°* **2** *24°* **3** *36°* **5** *50°*



SUBROSA® Optical System

Product Parameters

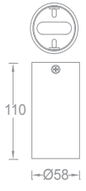

Model	Size	Trim	LED Power	System Lumens	Driver	Beam	CCT	Reflector	Finish
SDL	**2** *2"*	**2** *Round*	**LM10** *COB 10W*	*934lm(@10W 3000K 15°)* *1054lm(@10W 3000K 24°)* *1054lm(@10W 3000K 36°)* *742lm(@10W 3000K50°)*	**E** *ON-OFF* **D** *0-10V Dimming*	**1** *15°* **2** *24°* **3** *36°* **5** *50°*	**27** *2700K* **30** *3000K* **35** *3500K* **40** *4000K* **50** *5000K*	**B** *Black* **S** *Specular*	**WT** *White* **BK** *Black*

Example: SDL22-LM10D-230SWT

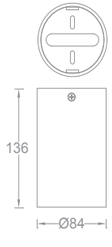

Model	Size	Trim	LED Power	System Lumens	Driver	Beam	CCT	Reflector	Finish
SDL[1]	**3** *3"*	**2** *Round*	**LM13** *COB 13W* **LM18** *COB 18W*	*1417lm(@18W 3000K 15°)* *1813lm(@18W 3000K 24°)* *1765lm(@18W 3000K 36°)* *1286lm(@18W 3000K50°)*	**E** *ON-OFF* **D** *0-10V Dimming*	**1** *15°* **2** *24°* **3** *36°* **5** *50°*	**27** *2700K* **30** *3000K* **35** *3500K* **40** *4000K* **50** *5000K*	**B** *Black* **S** *Specular*	**WT** *White* **BK** *Black*

Example: SDL32-LM18D-230SWT

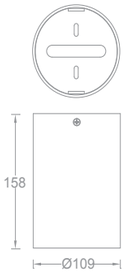

Model	Size	Trim	LED Power	System Lumens	Driver	Beam	CCT	Reflector	Finish
SDL	**4** *4"*	**2** *Round*	**LM18** *COB 18W* **LM25** *COB 25W*	*2349lm(@25W 3000K 15°)* *2564lm(@25W 3000K 24°)* *2503lm(@25W 3000K 36°)* *2352lm(@25W 3000K50°)*	**E** *ON-OFF* **D** *0-10V Dimming*	**1** *15°* **2** *24°* **3** *36°* **5** *50°*	**27** *2700K* **30** *3000K* **35** *3500K* **40** *4000K* **50** *5000K*	**B** *Black* **S** *Specular*	**WT** *White* **BK** *Black*

Example: SDL42-LM18D-230SWT

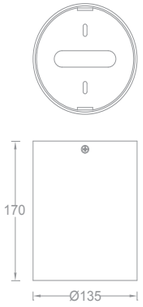

Model	Size	Trim	LED Power	System Lumens	Driver	Beam	CCT	Reflector	Finish
SDL	**5** *5"*	**2** *Round* *Trimless*	**LM32** *COB 32W* **LM40** *COB 40W*	*3590lm(@40W 3000K 15°)* *3713lm(@40W 3000K 24°)* *3891lm(@40W 3000K 36°)* *3357lm(@40W 3000K50°)*	**E** *ON-OFF* **D** *0-10V Dimming*	**1** *15°* **2** *24°* **3** *36°* **5** *50°*	**27** *2700K* **30** *3000K* **35** *3500K* **40** *4000K* **50** *5000K*	**B** *Black* **S** *Specular*	**WT** *White* **BK** *Black*

Example: SDL52-LM40D-230SWT

SURFACE MOUNT

Light Distribution

SDL22

SDL22-LM10E-130SWT

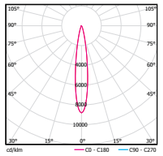

0° Aiming Angle

D(M)	LUX	W	L
1	6612	0.28	0.28
2	1653	0.56	0.56
3	735	0.84	0.84
4	413	1.12	1.12

SDL22-LM10E-230SWT

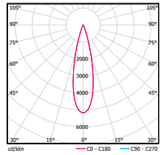

0° Aiming Angle

D(M)	LUX	W	L
1	5452	0.44	0.44
2	1363	0.88	0.88
3	606	1.32	1.32
4	341	1.76	1.76

SDL22-LM10E-330SWT

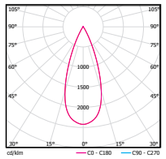

0° Aiming Angle

D(M)	LUX	W	L
1	2554	0.70	0.70
2	639	1.40	1.40
3	284	2.10	2.10
4	160	2.80	2.80

SDL22-LM10E-530SWT

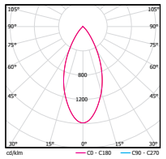

0° Aiming Angle

D(M)	LUX	W	L
1	1176	0.84	0.84
2	294	1.68	1.68
3	131	2.52	2.52
4	74	3.36	3.36

SDL32

SDL32-LM18E-130SWT

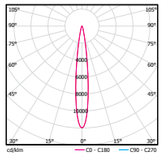

0° Aiming Angle

D(M)	LUX	W	L
1	16998	0.24	0.24
2	4250	0.48	0.48
3	1889	0.72	0.72
4	1062	0.96	0.96

SDL32-LM18E-230SWT

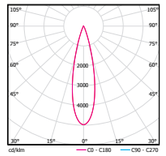

0° Aiming Angle

D(M)	LUX	W	L
1	9028	0.44	0.44
2	2257	0.88	0.88
3	1003	1.32	1.32
4	564	1.76	1.76

SDL32-LM18E-330SWT

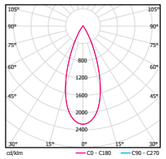

0° Aiming Angle

D(M)	LUX	W	L
1	4005	0.70	0.70
2	1001	1.40	1.40
3	445	2.10	2.10
4	250	2.80	2.80

SDL32-LM18E-530SWT

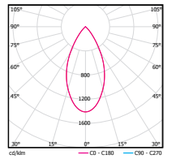

0° Aiming Angle

D(M)	LUX	W	L
1	1813	0.95	0.95
2	453	1.90	1.90
3	201	2.85	2.85
4	113	3.80	3.80

SDL42

SDL42-LM25E-230SWT

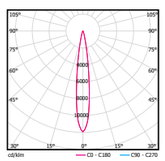

0° Aiming Angle

D(M)	LUX	W	L
1	28028	0.25	0.25
2	7007	0.50	0.50
3	3114	0.75	0.75
4	1752	1.00	1.00

SDL42-LM25-D430SWT

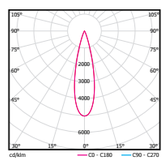

0° Aiming Angle

D(M)	LUX	W	L
1	12924	0.45	0.45
2	3231	0.90	0.90
3	1436	1.35	1.35
4	808	1.80	1.80

SDL42-LM25E-330SWT

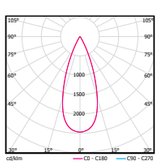

0° Aiming Angle

D(M)	LUX	W	L
1	6179	0.68	0.68
2	1545	1.36	1.36
3	687	2.04	2.04
4	386	2.72	2.72

SDL42-LM25E-530SWT

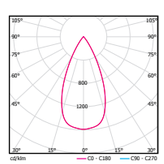

0° Aiming Angle

D(M)	LUX	W	L
1	3737	0.89	0.89
2	934	1.78	1.78
3	415	2.67	2.67
4	234	3.56	3.56

Light Distribution

SDL52

SDL52-LM40E-130SWT

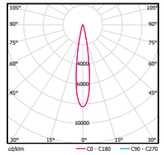

0° Aiming Angle

D(M)	LUX	W	L
1	29811	0.31	0.31
2	7453	0.62	0.62
3	3312	0.93	0.93
4	1863	1.24	1.24

SDL52-LM40E-230SWT

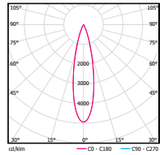

0° Aiming Angle

D(M)	LUX	W	L
1	18339	0.42	0.42
2	4585	0.84	0.84
3	2038	1.26	1.26
4	1146	1.68	1.68

SDL52-LM40E-330SWT

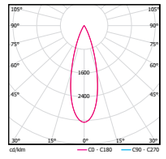

0° Aiming Angle

D(M)	LUX	W	L
1	12694	0.55	0.55
2	3174	1.10	1.10
3	1410	1.65	1.65
4	793	2.20	2.20

SDL52-LM40E-530SWT

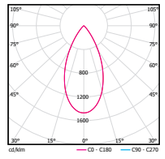

0° Aiming Angle

D(M)	LUX	W	L
1	4933	0.92	0.92
2	1233	1.84	1.84
3	548	2.76	2.76
4	308	3.68	3.68

Accessories

Lenses/Filters

Model	Beam Elongator (CLASS I)	Honeycomb (CLASS I)
		
SDL22	LENS-SDL22-BEM	LENS-SDL22-HCM
SDL32	LENS-SDL32-BEM	LENS-SDL32-HCM
SDL42	LENS-SDL42-BEM	LENS-SDL42-HCM
SDL52	LENS-SDL52-BEM	LENS-SDL52-HCM

Note：Only one piese accessory allowed and need to order separately

SURFACE MOUNT

LINEAR LUMINAIRES

LIGNE PRO PENDANT 312

LIGNE PRO UP AND DOWN PANEL 313
LIGNE PRO UP AND DOWN LOUVER 315



LIGNE PRO RECESSED 318

LIGNE PRO DOWNLIGHTS 319
LIGNE PRO GRAZE 323
LIGNE PRO WALL WASHER 327
LIGNE PRO LARGE DOWNLIGHT TRIM 331
LIGNE PRO LARGE DOWNLIGHT TRIMLESS 335
LIGNE PRO LARGE DIRECTIONAL TRIM 339
LIGNE PRO LARGE DIRECTIONAL TRIMLESS 343
LIGNE PRO LARGE WALL WASHER TRIM 347
LIGNE PRO LARGE WALL WASHER TRIMLESS 351



LIGNE PRO CEILING 356

LIGNE PRO GRAZE 357



LIGNE II 360

LIGNE II PANEL 361
LIGNE II LOUVER 369

LIGNE PRO Pendant

The LIGNE PRO Series of Linear LED Luminaires features Smart Bluetooth control technology combined with advanced proprietary LED technology. The luminaires achieve both adjustable up lighting and adjustable downlighting functions for challenging spaces with various ceiling heights and desk/tabletops below. LIGNE PRO dims by Bluetooth and is controlled in illumination brightness and optics to deliver a wide range of lighting applications in architectural, commercial, office and hospitality settings.

Renaissance Changzhou Wujin Hotel
Changzhou, Jiangsu Province

LIGNE PRO UP AND DOWN PANEL



LLBPX-LD50



LLBPE-LD64

Specifications



- Body Material: Extruded aluminum
- Optical System: 60°-130° adjustable uplight + high visual comfort downlight with anti-glare panel
- Finish: Environmentally safe powder coat
- Wiring: Please refer to wiring schematic diagram at the end of catalog
- Cut Off Angle: 35°
- LED Type: SMD
- LED Wattage, CCT, Lumen Output: 3000K 6000lm 50W
  3000K 7680lm 64W
- LED Lifetime: >50,000h-L70 /B10-Ta25℃ (LM-80/TM-21)
- LED Color Consistency: 3 SDCM
- Net Weight: 2.3Kg / 3.0Kg

Product Features/Optics



Patented technology enables adjustable beam angles to suit a variety of applications.

Product Parameters

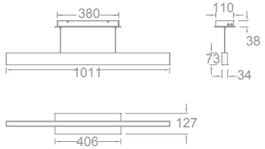

Model	LED Power	System Lumens	Driver	CCT	Beam	Reflector	Finish
LLBPX	**LD50** *LED 50W*	*2204lm(@50W 3000K 90°Down)* *2305lm(@50W 3000K 130° Up)*	**D** *0-10V Dimming*	**30** *3000K* **40** *4000K*	**9** *90°*	**P** *Panel*	**WT** *White* **BK** *Black*

Example: LLBPX-LD50D-309PWT

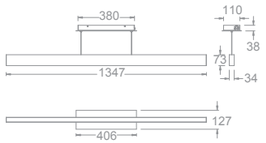

Model	LED Power	System Lumens	Driver	CCT	Beam	Reflector	Finish
LLBPE	**LD64** *LED 64W*	*2871lm(@64W 3000K 90° Down)* *2815lm(@64W 3000K 60° Up)* *2969lm(@64W 3000K 130° Up)*	**D** *0-10V Dimming* **B** *Wireless Dimming*	**30** *3000K* **40** *4000K*	**9** *90°*	**P** *Panel*	**WT** *White* **BK** *Black*

Example: LLBPE-LD64B-309PWT

Light Distribution

LLBPX-LD50

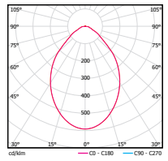

LLBPX-LD50D-309PWT

0º Aiming Angle

D(M)	LUX	W	L
1	1308	1.5	1.8
2	327	2.9	3.5
3	145	4.4	5.3
4	82	5.9	7.0

LLBPE-LD64

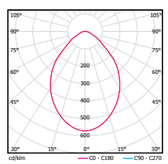

LLBPE-LD64B-309PWT

0º Aiming Angle

D(M)	LUX	W	L
1	1646	1.5	2.0
2	412	3.0	3.9
3	183	4.5	5.9
4	103	6.0	7.8

LIGNE PRO UP AND DOWN LOUVER



LLBPE-LD50



LLBPE-LD64

Specifications

IP20 | 40℃ / -20℃ | High CRI | Input 220V AC/50Hz | Dimmable | WIFI | SUBROSA® Glare-free

- Body Material: Extruded aluminum
- Optical System: 60°-130° adjustable uplight + high visual comfort downlight with SUBROSA® optical system
- Finish: Environmentally safe powder coat
- LED Type: SMD
- LED Wattage, CCT, Lumen Output: 3000K 6000lm 50W
  3000K 7680lm 64W
- LED Lifetime: >50,000h-L70 /B10-Ta25℃ (LM-80/TM-21)
- LED Color Consistency: 3 SDCM
- Net Weight:3.0Kg / 3.8Kg

Product Features/Optics



Patented technology enables adjustable beam angles to suit a variety of applications.

Product Parameters

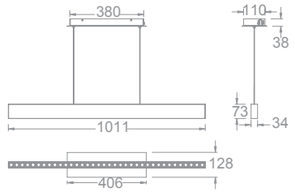

Model	LED Power	System Lumens	Driver	CCT	Beam	Reflector	Finish
LLBPX	**LD50** *LED 50W*	*1655lm(@50W 3000K 60°Down)* *2305lm(@50W 3000K 130° Up)*	**D** *0-10V Dimming*	**30** *3000K* **40** *4000K*	**6** *60°*	**B** *Black*	**WT** *White* **BK** *Black*

Example: LLBPX-LD50D-306BWT

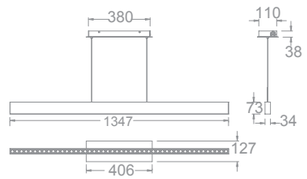

Model	LED Power	System Lumens	Driver	CCT	Beam	Reflector	Finish
LLBPE	**LD64** *LED 64W*	*2315lm(@64W 3000K 60°Down)* *2815lm(@64W 3000K 60° Up)* *2969lm(@64W 3000K 130° Up)*	**D** *0-10V Dimming* **B** *Wireless Dimming*	**30** *3000K* **40** *4000K*	**6** *60°*	**B** *Black*	**WT** *White* **BK** *Black*

Example: LLBPE-LD64D-309BWT

Light Distribution

LLBPX-LD50

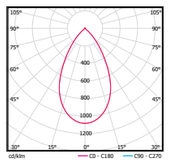

LLBPX-LD50D-306BWT

0° Aiming Angle

D(M)	LUX	W	L
1	1793	0.56	0.56
2	448	1.12	1.12
3	199	1.68	1.68
4	112	2.24	2.24

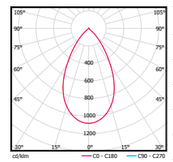

LLBPX-LD50D-406BWT

0° Aiming Angle

D(M)	LUX	W	L
1	1910	0.56	0.56
2	478	1.12	1.12
3	212	1.68	1.68
4	119	2.24	2.24

LLBPE-LD64

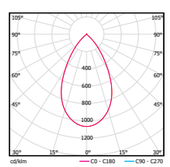

LLBPE-LD64B-306BWT

0° Aiming Angle

D(M)	LUX	W	L
1	2300	1.14	1.14
2	575	2.28	2.28
3	256	3.42	3.42
4	144	4.56	4.56

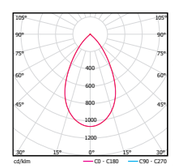

LLBPE-LD64B-406BWT

0° Aiming Angle

D(M)	LUX	W	L
1	2450	1.14	1.14
2	613	2.28	2.28
3	272	3.42	3.42
4	153	4.56	4.56



LIGNE PRO Recessed

The flexible LIGNE PRO offers a wide range of downlights with extruded aluminum profiles and high transparent matte acrylic lenses. Recessed mounting is suitable for a 1-25mm ceiling thickness. These recessed luminaires use proprietary advanced LED technology for energy efficiency and long life. The advanced SUBROSA® patented Optical System ensures glare-free illumination.

Chengdu Science Fiction Museum
Chengdu, Sichuan Province

LIGNE PRO DOWNLIGHTS



OR145DT-02



OR145DT-08



OR145DT-16



OR145DT-32

Specifications

IP20 | 40℃ / -20℃ | High CRI | Input 220V AC/50Hz | Dimmable | SUBROSA® Glare-free

- Body Material: Extruded aluminum
- Optical System: Clear Lens included+ SUBROSA®Optical System
- Finish: Environmentally safe powder coat
- Wiring: Please refer to wiring schematic diagram at the end of catalog
- Cutout: □ 39mm / □ 124mm / □ 236mm / □ 460mm x 39mm
- Ceiling Thickness: 1mm-25mm
- Cut Off Angle: 35°
- LED Type: High Power LED
- LED Wattage, CCT, Lumen Output:
  OR145DT-02 3000K: 250lm 2W
  OR145DT-08 3000K: 1000lm 8W
  OR145DT-16 3000K: 2000lm 16W
  OR145DT-32 3000K: 4000lm 32W
- LED Lifetime: >50,000h-L70 / B10-Ta25℃ (LM-80/TM-21)
- LED Color Consistency: 3 SDCM
- Net Weight: 0.15Kg / 0.45Kg / 0.6Kg / 1.1Kg

Product Features/Optics



1 *15°*



2 *28°*



3 *36°*

Product Parameters

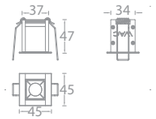

Model	Model	LED Power	System Lumens	Driver	Beam	CCT	Reflector	Finish
OR145	**DT** *DownlightTrim*	**02** *2W*	*132lm(@2W 3000K 15°)* *116lm(@2W 3000K 28°)* *116lm(@2W 3000K 36°)*	**E** *ON-OFF* **D** *0-10V Dimming*	**1** *15°* **2** *28°* **3** *36°*	**27** *2700K* **30** *3000K* **35** *3500K* **40** *4000K*	**B** *Black* **W** *White*	**WT** *White* **BK** *Black*

Example: OR145DT-02E-140BWT

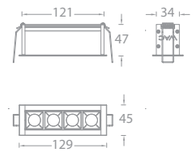

Model	Model	LED Power	System Lumens	Driver	Beam	CCT	Reflector	Finish
OR145	**DT** *DownlightTrim*	**08** *8W*	*452lm(@8W 3000K 15°)* *437lm(@8W 3000K 28°)* *434lm(@8W 3000K 36°)*	**E** *ON-OFF* **D** *0-10V Dimming*	**1** *15°* **2** *28°* **3** *36°*	**27** *2700K* **30** *3000K* **35** *3500K* **40** *4000K*	**B** *Black* **W** *White*	**WT** *White* **BK** *Black*

Example: OR145DT-08E-140BWT

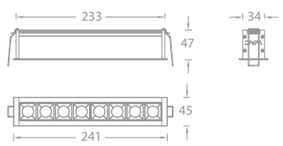

Model	Model	LED Power	System Lumens	Driver	Beam	CCT	Reflector	Finish
OR145	**DT** *DownlightTrim*	**16** *16W*	*928lm(@16W 3000K 15°)* *899lm(@16W 3000K 26°)* *901lm(@16W 3000K 36°)*	**E** *ON-OFF* **D** *0-10V Dimming*	**1** *15°* **2** *28°* **3** *36°*	**27** *2700K* **30** *3000K* **35** *3500K* **40** *4000K*	**B** *Black* **W** *White*	**WT** *White* **BK** *Black*

Example: OR145DT-16E-140BWT

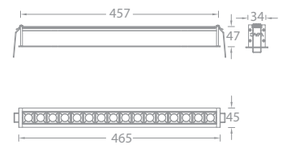

Model	Model	LED Power	System Lumens	Driver	Beam	CCT	Reflector	Finish
OR145	**DT** *DownlightTrim*	**32** *32W*	*1921lm(@32W 3000K 15°)* *1796lm(@32W 3000K 26°)* *1733lm(@32W 3000K 36°)*	**E** *ON-OFF* **D** *0-10V Dimming*	**1** *15°* **2** *28°* **3** *36°*	**27** *2700K* **30** *3000K* **35** *3500K* **40** *4000K*	**B** *Black* **W** *White*	**WT** *White* **BK** *Black*

Example: OR145DT-32E-140BWT

Light Distribution

OR145DT-02

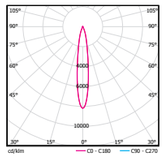

OR145DT-02E-130BWT

0° Aiming Angle

D(M)	LUX	W	L
1	1169	0.3	0.3
2	292	0.5	0.5
3	130	0.8	0.8
4	73	1.1	1.1

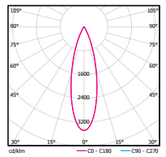

OR145DT-02E-230BWT

0° Aiming Angle

D(M)	LUX	W	L
1	395	0.5	0.5
2	99	1.0	1.0
3	44	1.5	1.5
4	25	2.0	2.0

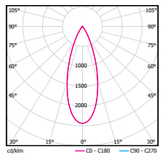

OR145DT-02E-330BWT

0° Aiming Angle

D(M)	LUX	W	L
1	280	0.6	0.6
2	70	1.3	1.3
3	31	1.9	1.9
4	18	2.6	2.6

OR145DT-08

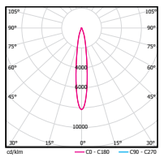

OR145DT-08E-130BWT

0° Aiming Angle

D(M)	LUX	W	L
1	3742	0.3	0.3
2	936	0.5	0.5
3	416	0.8	0.8
4	234	1.1	1.1

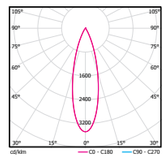

OR145DT-08E-230BWT

0° Aiming Angle

D(M)	LUX	W	L
1	1520	0.5	0.5
2	380	1.0	1.0
3	169	1.5	1.5
4	95	2.0	2.0

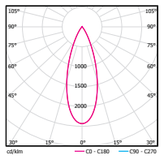

OR145DT-08E-330BWT

0° Aiming Angle

D(M)	LUX	W	L
1	1058	0.6	0.6
2	265	1.3	1.3
3	118	1.9	1.9
4	66	2.6	2.6

OR145DT-16

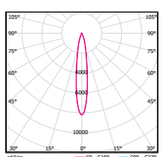

OR145DT-16E-130BWT

0° Aiming Angle

D(M)	LUX	W	L
1	7910	0.3	0.3
2	1978	0.5	0.5
3	879	0.8	0.8
4	494	1.1	1.1

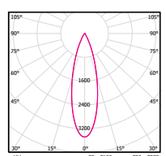

OR145DT-16E-230BWT

0° Aiming Angle

D(M)	LUX	W	L
1	3440	0.5	0.5
2	860	1.0	1.0
3	382	1.5	1.5
4	215	2.0	2.0

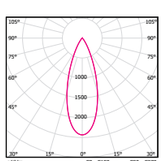

OR145DT-16E-330BWT

0° Aiming Angle

D(M)	LUX	W	L
1	2142	0.6	0.6
2	536	1.3	1.3
3	238	1.9	1.9
4	134	2.6	2.6

Light Distribution

OR145DT-32

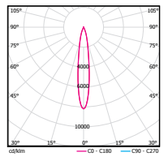

OR145DT-32E-130BWT

0° Aiming Angle

D(M)	LUX	W	L
1	15912	0.3	0.3
2	3978	0.5	0.5
3	1768	0.8	0.8
4	995	1.1	1.1

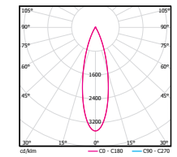

OR145DT-32E-230BWT

0° Aiming Angle

D(M)	LUX	W	L
1	5901	0.5	0.5
2	1475	1.0	1.0
3	656	1.5	1.5
4	369	2.0	2.0

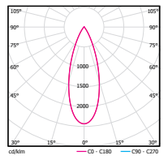

OR145DT-32E-330BWT

0° Aiming Angle

D(M)	LUX	W	L
1	4033	0.6	0.6
2	1008	1.3	1.3
3	448	1.9	1.9
4	252	2.6	2.6

LIGNE PRO GRAZE

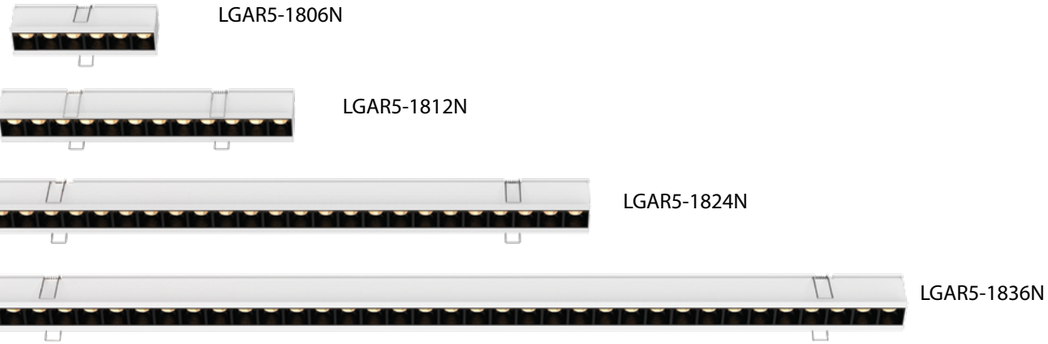

Specifications

IP20 | 40℃ -20℃ | High CRI | Input 24V DC | SUBROSA® Glare-free

- Body Material: Extruded aluminum
- Optical System: Clear Lens included+ SUBROSA®Optical System
- Finish: Environmentally safe powder coat
- Wiring: Please refer to wiring schematic diagram at the end of catalog
- Cutout: Width 37mm
- Ceiling Thickness: 1mm-25mm
- Cut Off Angle: 35°
- LED Type: High Power LED
- LED Wattage, CCT, Lumen Output: 3000K 1600lm 18W/m
  3000K 2600lm 30W/m
- LED Lifetime: >50,000h-L70 / B10-Ta25℃ (LM-80/TM-21)
- LED Color Consistency: 3 SDCM
- Net Weight: 1.3Kg/m

Product Features/Optics



LIGNE PRO GRAZE 18W/m Linear Luminaire used for a 4.5m high wall

Product Parameters

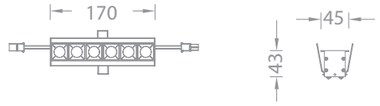

Model	LED Power	LED Num.	Length	System Lumens	Driver	Beam	CCT	Reflector	Finish
LGAR5	**18** 18W/m **30** 30W/m	**06** 6pcs	170mm	1178lm(@18W/m 3000K 16°) 1210lm(@18W/m 3000K 22°) 1213lm(@18W/m 3000K 33°) 940lm(@18W/m 3000K 44°) 1002lm(@18W/m 3000K 22°x 44°) 1840lm(@30W/m 3000K 16°) 1891lm(@30W/m 3000K 22°) 1895lm(@30W/m 3000K 33°) 1469lm(@30W/m 3000K 44°) 156lm(@30W/m 3000K 22°x 44°)	**N** No driver	**E** 22°x 44° **1** 16° **2** 22° **3** 33° **4** 44°	**27** 2700K **30** 3000K **40** 4000K	**B** Black	**WT** White **BK** Black

Example: LGAR5-3006N-230BWT

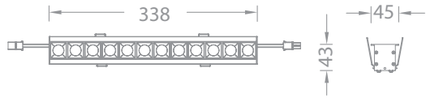

Model	LED Power	LED Num.	Length	System Lumens	Driver	Beam	CCT	Reflector	Finish
LGAR5	**18** 18W/m **30** 30W/m	**12** 12pcs	338mm	1178lm(@18W/m 3000K 16°) 1210lm(@18W/m 3000K 22°) 1213lm(@18W/m 3000K 33°) 940lm(@18W/m 3000K 44°) 1002lm(@18W/m 3000K 22°x 44°) 1840lm(@30W/m 3000K 16°) 1891lm(@30W/m 3000K 22°) 1895lm(@30W/m 3000K 33°) 1469lm(@30W/m 3000K 44°) 156lm(@30W/m 3000K 22°x 44°)	**N** No driver	**E** 22°x 44° **1** 16° **2** 22° **3** 33° **4** 44°	**27** 2700K **30** 3000K **40** 4000K	**B** Black	**WT** White **BK** Black

Example: LGAR5-3012N-230BWT



Model	LED Power	LED Num.	Length	System Lumens	Driver	Beam	CCT	Reflector	Finish
LGAR5	**18** 18W/m **30** 30W/m	**24** 24pcs	674mm	1178lm(@18W/m 3000K 16°) 1210lm(@18W/m 3000K 22°) 1213lm(@18W/m 3000K 33°) 940lm(@18W/m 3000K 44°) 1002lm(@18W/m 3000K 22°x 44°) 1840lm(@30W/m 3000K 16°) 1891lm(@30W/m 3000K 22°) 1895lm(@30W/m 3000K 33°) 1469lm(@30W/m 3000K 44°) 156lm(@30W/m 3000K 22°x 44°)	**N** No driver	**E** 22°x 44° **1** 16° **2** 22° **3** 33° **4** 44°	**27** 2700K **30** 3000K **40** 4000K	**B** Black	**WT** White **BK** Black

Example: LGAR5-3024N-230BWT

Product Parameters

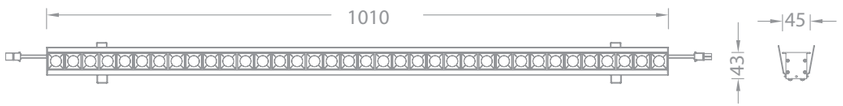

Model	LED Power	LED Num.	Length	System Lumens	Driver	Beam	CCT	Reflector	Finish
LGAR5	**18** *18W/m* **30** *30W/m*	**36** *36pcs*	*1010mm*	*1178lm(@18W/m 3000K 16°)* *1210lm(@18W/m 3000K 22°)* *1213lm(@18W/m 3000K 33°)* *940lm(@18W/m 3000K 44°)* *1002lm(@18W/m 3000K 22°x 44°)* *1840lm(@30W/m 3000K 16°)* *1891lm(@30W/m 3000K 22°)* *1895lm(@30W/m 3000K 33°)* *1469lm(@30W/m 3000K 44°)* *156lm(@30W/m 3000K 22°x 44°)*	**N** *No driver*	**E** *22°x 44°* **1** *16°* **2** *22°* **3** *33°* **4** *44°*	**27** *2700K* **30** *3000K* **40** *4000K*	**B** *Black*	**WT** *White* **BK** *Black*

Example: LGAR5-3036N-230BWT

Light Distribution

LGAR5-1836N-230BBK

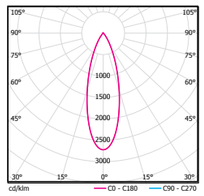

Specifications:

Wall height (m)	*4.5*
Wall width (m)	*10*
Offset from Wall (m)	*0.2*

(m)	0.5	1.5	2.5	3.5	4.5	5.5	6.5	7.5	8.5	9.5
4.375	*150*	*134*	*132*	*133*	*132*	*131*	*132*	*132*	*134*	*149*
4.125	*311*	*294*	*292*	*293*	*292*	*292*	*293*	*292*	*294*	*307*
3.875	*305*	*293*	*291*	*292*	*291*	*290*	*291*	*292*	*293*	*300*
3.625	*248*	*242*	*241*	*241*	*241*	*241*	*241*	*241*	*242*	*240*
3.375	*184*	*182*	*181*	*181*	*180*	*181*	*181*	*181*	*182*	*175*
3.125	*151*	*150*	*148*	*149*	*149*	*148*	*149*	*148*	*149*	*142*
2.875	*117*	*119*	*118*	*118*	*117*	*117*	*118*	*118*	*118*	*111*
2.625	*101*	*102*	*101*	*101*	*101*	*100*	*101*	*101*	*101*	*94*
2.375	*82*	*83*	*82*	*82*	*82*	*82*	*82*	*82*	*82*	*76*
2.125	*74*	*76*	*76*	*76*	*76*	*76*	*76*	*76*	*74*	*69*
1.875	*64*	*65*	*66*	*66*	*65*	*65*	*65*	*65*	*64*	*59*
1.625	*56*	*57*	*58*	*58*	*58*	*58*	*58*	*57*	*56*	*52*
1.375	*50*	*51*	*52*	*52*	*51*	*51*	*51*	*51*	*49*	*46*
1.125	*48*	*48*	*49*	*49*	*49*	*49*	*49*	*49*	*47*	*44*
0.875	*45*	*45*	*47*	*47*	*47*	*47*	*47*	*46*	*44*	*41*
0.625	*42*	*42*	*43*	*44*	*43*	*43*	*43*	*43*	*40*	*39*
0.375	*40*	*40*	*42*	*42*	*42*	*42*	*42*	*42*	*38*	*36*
0.125	*38*	*38*	*40*	*40*	*40*	*40*	*40*	*39*	*36*	*35*

Chengdu Science Fiction Museum
Chengdu, Sichuan Province

LIGNE PRO WALL WASHER



OR145WT-08



OR145WT-16



OR145WT-32

Specifications

IP20 | 40 C / -20 C | High CRI | Input 220V AC/50Hz | Dimmable

- Body Material: Extruded aluminum
- Optical System: Clear Lens included
- Finish: Environmentally safe powder coat
- Wiring: Please refer to wiring schematic diagram at the end of catalog
- Cutout: □ 124mm / □ 236mm / □ 460mm x 38mm
- Ceiling Thickness: 5mm-25mm
- Cut Off Angle: 35°
- LED Type: High Power LED
- LED Wattage, CCT, Lumen Output:
  OR145WT-08 3000K: 1000lm 8W
  OR145WT-16 3000K: 2000lm 16W
  OR145WT-32 3000K: 4000lm 32W
- LED Lifetime: >50,000h-L70 / B10-Ta25℃ (LM-80/TM-21)
- LED Color Consistency: 3 SDCM
- Net Weight: 0.45Kg / 0.6Kg / 1.1Kg

Product Features/Optics



Lighting simulation with LIGNE PRO Wall Washer

Product Parameters

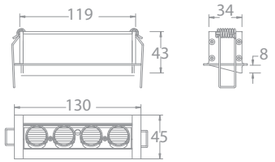

Model	Model	LED Power	System Lumens	Driver	Beam	CCT	Reflector	Finish
OR145	**WT** *Wall Washer Trim*	**08** *8W*	*414lm(@8W 3000K)*	**E** *ON-OFF* **D** *0-10V Dimming*	**W** *Wall Washer*	**27** *2700K* **30** *3000K* **35** *3500K* **40** *4000K*	**B** *Black* **W** *White*	**WT** *White* **BK** *Black*

Example: OR145WT-08E-W40BWT

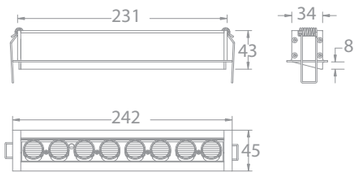

Model	Model	LED Power	System Lumens	Driver	Beam	CCT	Reflector	Finish
OR145	**WT** *Wall Washer Trim*	**16** *816W*	*866lm(@16W 3000K)*	**E** *ON-OFF* **D** *0-10V Dimming*	**W** *Wall Washer*	**27** *2700K* **30** *3000K* **35** *3500K* **40** *4000K*	**B** *Black* **W** *White*	**WT** *White* **BK** *Black*

Example: OR145WT-16E-W40BWT



Model	Model	LED Power	System Lumens	Driver	Beam	CCT	Reflector	Finish
OR145	**WT** *Wall Washer Trim*	**32** *32W*	*866lm(@16W 3000K)*	**E** *ON-OFF* **D** *0-10V Dimming*	**W** *Wall Washer*	**27** *2700K* **30** *3000K* **35** *3500K* **40** *4000K*	**B** *Black* **W** *White*	**WT** *White* **BK** *Black*

Example: OR145WT-32E-W40BWT

OR145WT-08E-W30BBK

Specifications:

Wall height (m): 3.0

Offset from wall (m): 0.6

Luminaire spacing (m): 0.6

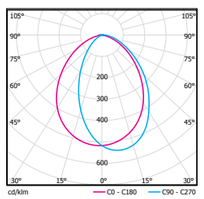

H (m)	Surface illumination (lux)				
	below the luminaire	between the luminaire	below the luminaire	between the luminaire	below the luminaire
2.85	103	105	104	105	102
2.55	189	192	193	191	187
2.25	167	171	173	171	166
1.95	125	130	131	129	124
1.65	90	94	95	94	89
1.35	61	64	65	64	61
1.05	46	48	48	47	45
0.75	35	36	37	36	35
0.45	25	26	27	26	25
0.15	21	21	21	21	20

Specifications:

Wall height (m): 3.0

Offset from wall (m): 1

Luminaire spacing (m): 1

H (m)	Surface illumination (lux)				
	below the luminaire	between the luminaire	below the luminaire	between the luminaire	below the luminaire
2.85	29	29	29	29	28
2.55	53	55	54	54	53
2.25	70	71	71	70	69
1.95	69	70	70	70	68
1.65	61	62	63	62	60
1.35	50	51	52	51	49
1.05	42	43	44	43	41
0.75	35	36	36	36	34
0.45	27	29	29	28	27
0.15	23	24	24	24	23

OR145WT-16E-W30BBK

Specifications:

Wall height (m): 4.5

Offset from wall (m): 1

Luminaire spacing (m): 1

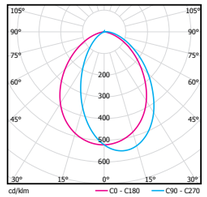

H (m)	Surface illumination (lux)				
	below the luminaire	between the luminaire	below the luminaire	between the luminaire	below the luminaire
4.275	79	81	80	81	79
3.825	141	144	144	144	141
3.375	140	142	144	142	139
2.925	112	115	116	115	112
2.475	84	87	89	87	84
2.025	62	65	66	65	62
1.575	48	50	51	50	48
1.125	38	39	40	39	38
0.675	29	30	31	30	29
0.225	25	25	26	25	24

Specifications:

Wall height (m): 4.5

Offset from wall (m): 1.5

Luminaire spacing (m): 1.5

H (m)	Surface illumination (lux)				
	below the luminaire	between the luminaire	below the luminaire	between the luminaire	below the luminaire
4.275	32	32	32	32	32
3.825	54	55	55	55	54
3.375	69	70	70	70	69
2.925	68	69	70	69	68
2.475	61	63	63	63	61
2.025	51	53	53	53	51
1.575	44	45	46	45	44
1.125	37	38	39	38	37
0.675	30	31	32	31	30
0.225	26	27	27	27	26

OR145WT-32E-W30BBK

Specifications:

Wall height (m): 6

Offset from wall (m): 1.5

Luminaire spacing (m): 1.5

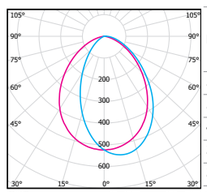

H (m)	Surface illumination (lux)				
	below the luminaire	between the luminaire	below the luminaire	between the luminaire	below the luminaire
5.7	77	79	78	79	77
5.1	137	139	140	139	137
4.5	154	157	158	157	154
3.9	134	137	138	137	133
3.3	106	109	110	109	106
2.7	84	87	88	87	84
2.1	68	71	72	71	68
1.5	57	58	59	58	56
0.9	46	47	48	47	45
0.3	44	45	46	45	44

Specifications:

Wall height (m): 6

Offset from wall (m): 2

Luminaire spacing (m): 2

H (m)	Surface illumination (lux)				
	below the luminaire	between the luminaire	below the luminaire	between the luminaire	below the luminaire
5.7	47	47	47	47	47
5.1	74	73	73	73	74
4.5	95	95	95	95	95
3.9	96	96	97	96	96
3.3	87	88	89	88	87
2.7	74	75	76	75	74
2.1	65	66	66	66	64
1.5	56	57	58	57	56
0.9	46	47	48	47	46
0.3	45	46	47	46	45

LIGNE PRO LARGE DOWNLIGHT TRIM



OR165DT-06



OR165DT-11



OR165DT-22



OR165DT-32

Specifications



- Body Material: Extruded aluminum
- Optical System: SUBROSA®Optical System
- Finish: Environmentally safe powder coat
- Wiring: Please refer to wiring schematic diagram at the end of catalog
- Cutout: □ 91mm / □ 167mm / □ 320mm / □ 469mm x 48mm
- Ceiling Thickness: 5mm-25mm
- Cut Off Angle: 40°
- LED Type: High Power LED
- LED Wattage, CCT, Lumen Output:
  OR165DT-06 3000K: 750lm 6W
  OR165DT-11 3000K: 1375lm 11W
  OR165DT-22 3000K: 2750lm 22W
  OR165DT-32 3000K: 4000lm 32W
- LED Lifetime: >50,000h-L70 / B10-Ta25℃ (LM-80/TM-21)
- LED Color Consistency: 3 SDCM
- Net Weight: 0.32Kg / 0.52Kg / 0.92Kg / 1.3Kg

Product Features/Optics



1 *16°* **3** *36°* **4** *46°*



Black



Specular



Gold



Haze

Product Parameters

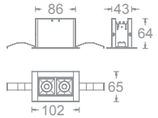

Model	Comment	LED Power	System Lumens	Driver	Beam	CCT	Reflector	Finish
OR165	**DT** *Downlight Trim*	**06** *LED 06W*	*612lm(@6W 3000K 16°)* *612lm(@6W 3000K 36°)* *612lm(@6W 3000K 46°)*	**E** *ON-OFF* **D** *0-10V Dimming*	**1** *16°* **3** *36°* **4** *46°*	**27** *2700K* **30** *3000K* **35** *3500K* **40** *4000K*	**B** *Black* **S** *Specular* **G** *Gold* **H** *Haze*	**WT** *White* **BK** *Black*

Example: :OR165DT-06E-140BWT

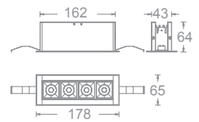

Model	Comment	LED Power	System Lumens	Driver	Beam	CCT	Reflector	Finish
OR165	**DT** *Downlight Trim*	**11** *LED 11W*	*1227lm(@11W 3000K 16°)* *1231lm(@11W 3000K 36°)* *1240lm(@11W 3000K 46°)*	**E** *ON-OFF* **D** *0-10V Dimming*	**1** *16°* **3** *36°* **4** *46°*	**27** *2700K* **30** *3000K* **35** *3500K* **40** *4000K*	**B** *Black* **S** *Specular* **G** *Gold* **H** *Haze*	**WT** *White* **BK** *Black*

Example: OR165DT-11E-140BWT

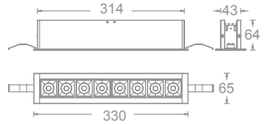

Model	Comment	LED Power	System Lumens	Driver	Beam	CCT	Reflector	Finish
OR165	**DT** *Downlight Trim*	**22** *LED 22W*	*2418lm(@22W 3000K 16°)* *2395lm(@22W 3000K 36°)* *2414lm(@22W 3000K 46°)*	**E** *ON-OFF* **D** *0-10V Dimming*	**1** *16°* **3** *36°* **4** *46°*	**27** *2700K* **30** *3000K* **35** *3500K* **40** *4000K*	**B** *Black* **S** *Specular* **G** *Gold* **H** *Haze*	**WT** *White* **BK** *Black*

Example: OR165DT-22E-140BWT

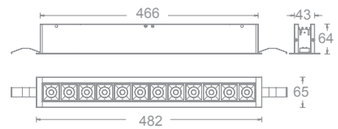

Model	Comment	LED Power	System Lumens	Driver	Beam	CCT	Reflector	Finish
OR165	**DT** *Downlight Trim*	**32** *LED 32W*	*3706lm(@32W 3000K 16°)* *3723lm(@32W 3000K 36°)* *3737lm(@32W 3000K 46°)*	**E** *ON-OFF* **D** *0-10V Dimming*	**1** *16°* **3** *36°* **4** *46°*	**27** *2700K* **30** *3000K* **35** *3500K* **40** *4000K*	**B** *Black* **S** *Specular* **G** *Gold* **H** *Haze*	**WT** *White* **BK** *Black*

Example: OR165DT-32E-140BWT

Light Distribution

OR165DT-06

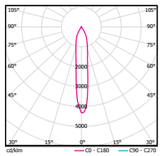

OR165DT-06E-140BWT

0° Aiming Angle

D(M)	LUX	W	L
1	2865	0.3	0.3
2	716	0.6	0.6
3	318	0.8	0.8
4	179	1.1	1.1

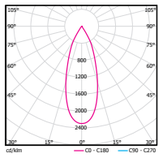

OR165DT-06E-340BWT

0° Aiming Angle

D(M)	LUX	W	L
1	1419	0.7	0.7
2	355	1.3	1.3
3	158	2.0	2.0
4	89	2.6	2.6

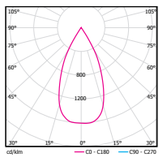

OR165DT-06E-440BWT

0° Aiming Angle

D(M)	LUX	W	L
1	1039	0.9	0.9
2	260	1.8	1.8
3	115	2.7	2.7
4	65	3.5	3.5

OR165DT-11

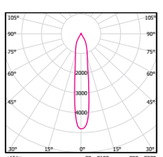

OR165DT-11E-140BWT

0° Aiming Angle

D(M)	LUX	W	L
1	5950	0.3	0.3
2	1488	0.6	0.6
3	661	0.8	0.8
4	372	1.1	1.1

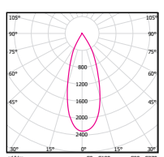

OR165DT-11E-340BWT

0° Aiming Angle

D(M)	LUX	W	L
1	2848	0.7	0.7
2	712	1.3	1.3
3	316	2.0	2.0
4	178	2.6	2.6

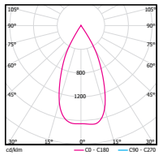

OR165DT-11E-440BWT

0° Aiming Angle

D(M)	LUX	W	L
1	2094	0.9	0.9
2	524	1.8	1.8
3	233	2.7	2.7
4	131	3.5	3.5

OR165DT-22

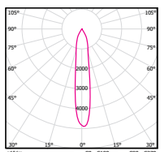

OR165DT-22E-140BWT

0° Aiming Angle

D(M)	LUX	W	L
1	11825	0.3	0.3
2	2956	0.6	0.6
3	1314	0.8	0.8
4	739	1.1	1.1

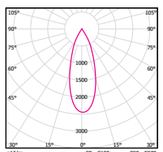

OR165DT-22E-340BWT

0° Aiming Angle

D(M)	LUX	W	L
1	6016	0.7	0.7
2	1504	1.3	1.3
3	668	2.0	2.0
4	376	2.6	2.6

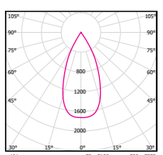

OR165DT-22E-440BWT

0° Aiming Angle

D(M)	LUX	W	L
1	4450	0.9	0.9
2	1113	1.8	1.8
3	494	2.7	2.7
4	278	3.5	3.5

Light Distribution

OR165DT-32

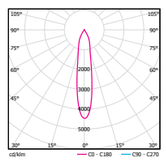

OR165DT-32E-140BWT

0° Aiming Angle

D(M)	LUX	W	L
1	16833	0.3	0.3
2	4208	0.6	0.6
3	1870	0.8	0.8
4	1052	1.1	1.1

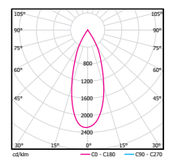

OR165DT-32E-340BWT

0° Aiming Angle

D(M)	LUX	W	L
1	8520	0.7	0.7
2	2130	1.3	1.3
3	947	2.0	2.0
4	533	2.6	2.6

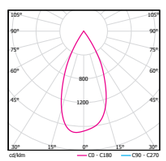

OR165DT-32E-440BWT

0° Aiming Angle

D(M)	LUX	W	L
1	6452	0.9	0.9
2	1613	1.8	1.8
3	717	2.7	2.7
4	403	3.5	3.5

LIGNE PRO LARGE DOWNLIGHT TRIMLESS



OR140DL-06



OR140DL-11



OR140DL-22



OR140DL-32

Specifications

IP20 | 40 C / -20 C | High CRI | Input 220V AC/50Hz | Dimmable | SUBROSA® Glare-free

- Body Material: Extruded aluminum
- Optical System: SUBROSA®Optical System
- Finish: Environmentally safe powder coat
- Wiring: Please refer to wiring schematic diagram at the end of catalog
- Cutout: □ 95mm / □ 171mm / □ 323mm / □ 473mm x 52mm
- Ceiling Thickness: 5mm-25mm
- Cut Off Angle: 40°
- LED Type: High Power LED
- LED Wattage, CCT, Lumen Output:
  OR140DL-06 3000K: 750lm 6W
  OR140DL-11 3000K: 1375lm 11W
  OR140DL22 3000K: 2750lm 22W
  OR140DL-32 3000K: 4000lm 32W
- LED Lifetime: >50,000h-L70 / B10-Ta25℃ (LM-80/TM-21)
- LED Color Consistency: 3 SDCM
- Net Weight: 0.22Kg / 0.38Kg / 0.72Kg / 1.04Kg

Product Features/Optics



1 *16°* **3** *36°* **4** *46°*



Black



Specular



Gold



Haze

Product Parameters

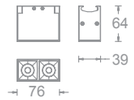

Model	Comment	LED Power	System Lumens	Driver	Beam	CCT	Reflector	Finish
OR140	**DL** *Downlight Trimless*	**06** *LED 06W*	*612lm(@6W 3000K 16°)* *612lm(@6W 3000K 36°)* *612lm(@6W 3000K 46°)*	**E** *ON-OFF* **D** *0-10V Dimming*	**1** *16°* **3** *36°* **4** *46°*	**27** *2700K* **30** *3000K* **35** *3500K* **40** *4000K*	**B** *Black* **S** *Specular* **G** *Gold* **H** *Haze*	**WT** *White* **BK** *Black*

Example: :OR140DL-06E-140BWT

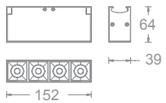

Model	Comment	LED Power	System Lumens	Driver	Beam	CCT	Reflector	Finish
OR140	**DL** *Downlight Trimless*	**11** *LED 11W*	*1227lm(@11W 3000K 16°)* *1231lm(@11W 3000K 36°)* *1240lm(@11W 3000K 46°)*	**E** *ON-OFF* **D** *0-10V Dimming*	**1** *16°* **3** *36°* **4** *46°*	**27** *2700K* **30** *3000K* **35** *3500K* **40** *4000K*	**B** *Black* **S** *Specular* **G** *Gold* **H** *Haze*	**WT** *White* **BK** *Black*

Example: OR140DL-11E-140BWT

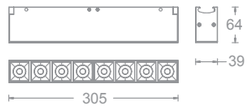

Model	Comment	LED Power	System Lumens	Driver	Beam	CCT	Reflector	Finish
OR140	**DL** *Downlight Trimless*	**22** *LED 22W*	*2418lm(@22W 3000K 16°)* *2395lm(@22W 3000K 36°)* *2414lm(@22W 3000K 46°)*	**E** *ON-OFF* **D** *0-10V Dimming*	**1** *16°* **3** *36°* **4** *46°*	**27** *2700K* **30** *3000K* **35** *3500K* **40** *4000K*	**B** *Black* **S** *Specular* **G** *Gold* **H** *Haze*	**WT** *White* **BK** *Black*

Example: OR140DL-22E-140BWT

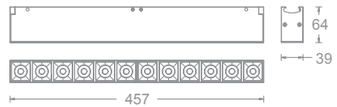

Model	Comment	LED Power	System Lumens	Driver	Beam	CCT	Reflector	Finish
OR140	**DL** *Downlight Trimless*	**32** *LED 32W*	*3706lm(@32W 3000K 16°)* *3723lm(@32W 3000K 36°)* *3737lm(@32W 3000K 46°)*	**E** *ON-OFF* **D** *0-10V Dimming*	**1** *16°* **3** *36°* **4** *46°*	**27** *2700K* **30** *3000K* **35** *3500K* **40** *4000K*	**B** *Black* **S** *Specular* **G** *Gold* **H** *Haze*	**WT** *White* **BK** *Black*

Example: OR140DL-32E-140BWT

Light Distribution

OR140DL-06

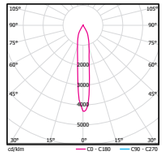

OR140DL-06E-140BWT

0º Aiming Angle

D(M)	LUX	W	L
1	2865	0.3	0.3
2	716	0.6	0.6
3	318	0.8	0.8
4	179	1.1	1.1

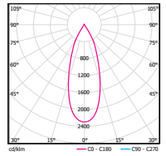

OR140DL-06E-340BWT

0º Aiming Angle

D(M)	LUX	W	L
1	1419	0.7	0.7
2	355	1.3	1.3
3	158	2.0	2.0
4	89	2.6	2.6

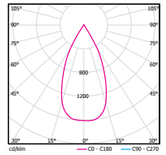

OR140DL-06E-440BWT

0º Aiming Angle

D(M)	LUX	W	L
1	1039	0.9	0.9
2	260	1.8	1.8
3	115	2.7	2.7
4	65	3.5	3.5

OR140DL-11

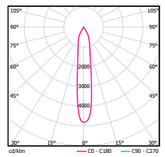

OR140DL-11E-140BWT

0º Aiming Angle

D(M)	LUX	W	L
1	5950	0.3	0.3
2	1488	0.6	0.6
3	661	0.8	0.8
4	372	1.1	1.1

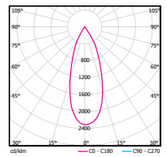

OR140DL-11E-340BWT

0º Aiming Angle

D(M)	LUX	W	L
1	2848	0.7	0.7
2	712	1.3	1.3
3	316	2.0	2.0
4	178	2.6	2.6

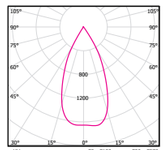

OR140DL-11E-440BWT

0º Aiming Angle

D(M)	LUX	W	L
1	2094	0.9	0.9
2	524	1.8	1.8
3	233	2.7	2.7
4	131	3.5	3.5

OR140DL-22

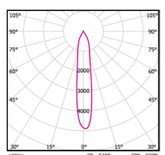

OR140DL-22E-140BWT

0º Aiming Angle

D(M)	LUX	W	L
1	11825	0.3	0.3
2	2956	0.6	0.6
3	1314	0.8	0.8
4	739	1.1	1.1

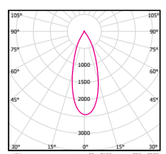

OR140DL-22E-340BWT

0º Aiming Angle

D(M)	LUX	W	L
1	6016	0.7	0.7
2	1504	1.3	1.3
3	668	2.0	2.0
4	376	2.6	2.6

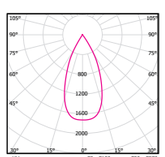

OR140DL-22E-440BWT

0º Aiming Angle

D(M)	LUX	W	L
1	4450	0.9	0.9
2	1113	1.8	1.8
3	494	2.7	2.7
4	278	3.5	3.5

Light Distribution

OR140DL-32

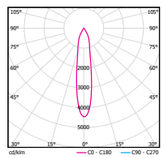

OR140DL-32E-140BWT

0º Aiming Angle

D(M)	LUX	W	L
1	16833	0.3	0.3
2	4208	0.6	0.6
3	1870	0.8	0.8
4	1052	1.1	1.1

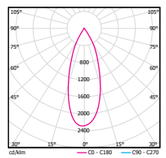

OR140DL-32E-340BWT

0º Aiming Angle

D(M)	LUX	W	L
1	8520	0.7	0.7
2	2130	1.3	1.3
3	947	2.0	2.0
4	533	2.6	2.6

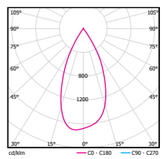

OR140DL-32E-440BWT

0º Aiming Angle

D(M)	LUX	W	L
1	6452	0.9	0.9
2	1613	1.8	1.8
3	717	2.7	2.7
4	403	3.5	3.5

Accessories

Model	Description	Picture	Drawing
OR140DL-RC002	*2-head Embedded Parts*		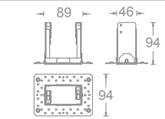
OR140DL-RC004	*4-head Embedded Parts*		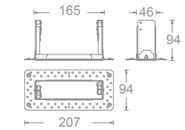
OR140DL-RC008	*8-head Embedded Parts*		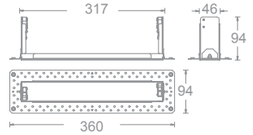
OR140DL-RC012	*12-head Embedded Parts*		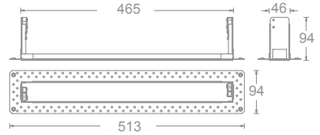

LIGNE PRO LARGE DIRECTIONAL TRIM



OR175AT-06



OR175AT-11



OR175AT-22



OR175AT-32

Specifications

IP20 | 40℃ / -20℃ | High CRI | Input 220V AC/50Hz | Dimmable | SUBROSA® Glare-free

- Body Material: Extruded aluminum
- Optical System: SUBROSA®Optical System
- Finish: Environmentally safe powder coat
- Adjustable Angle: +/-35° veritical aiming tile
- Wiring: Please refer to wiring schematic diagram at the end of catalog
- Cutout: □ 103mm / □ 180mm / □ 332mm / □ 486mmx 59mm
- Ceiling Thickness: 5mm-25mm
- Cut Off Angle: 40°
- LED Type: High Power LED
- LED Wattage, CCT, Lumen Output:
  OR175AT-06 3000K: 750lm 6W
  OR175AT-11 3000K: 1375lm 11W
  OR175AT-22 3000K: 2750lm 22W
  OR175AT-32 3000K: 4000lm 32W
- LED Lifetime: >50,000h-L70 / B10-Ta25℃ (LM-80/TM-21)
- LED Color Consistency: 3 SDCM
- Net Weight: 0.55Kg / 0.79Kg / 1.24Kg / 1.29Kg

Product Features/Optics



1 *16°* **3** *36°* **4** *46°*



Black



Specular



Gold



Haze

Product Parameters

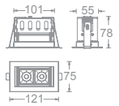

Model	Comment	LED Power	System Lumens	Driver	Beam	CCT	Reflector	Finish
OR175	**AT** *Adjustable Trim*	**06** *LED 06W*	*612lm(@6W 3000K 16°)* *612lm(@6W 3000K 36°)* *612lm(@6W 3000K 46°)*	**E** *ON-OFF* **D** *0-10V Dimming*	**1** *16°* **3** *36°* **4** *46°*	**27** *2700K* **30** *3000K* **35** *3500K* **40** *4000K*	**B** *Black* **S** *Specular* **G** *Gold* **H** *Haze*	**WT** *White* **BK** *Black*

Example: :OR175AT-06E-140BWT

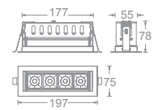

Model	Comment	LED Power	System Lumens	Driver	Beam	CCT	Reflector	Finish
OR175	**AT** *Adjustable Trim*	**11** *LED 11W*	*1227lm(@11W 3000K 16°)* *1231lm(@11W 3000K 36°)* *1240lm(@11W 3000K 46°)*	**E** *ON-OFF* **D** *0-10V Dimming*	**1** *16°* **3** *36°* **4** *46°*	**27** *2700K* **30** *3000K* **35** *3500K* **40** *4000K*	**B** *Black* **S** *Specular* **G** *Gold* **H** *Haze*	**WT** *White* **BK** *Black*

Example: OR175AT-11E-140BWT

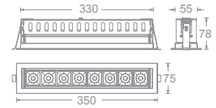

Model	Comment	LED Power	System Lumens	Driver	Beam	CCT	Reflector	Finish
OR175	**AT** *Adjustable Trim*	**22** *LED 22W*	*2418lm(@22W 3000K 16°)* *2395lm(@22W 3000K 36°)* *2414lm(@22W 3000K 46°)*	**E** *ON-OFF* **D** *0-10V Dimming*	**1** *16°* **3** *36°* **4** *46°*	**27** *2700K* **30** *3000K* **35** *3500K* **40** *4000K*	**B** *Black* **S** *Specular* **G** *Gold* **H** *Haze*	**WT** *White* **BK** *Black*

Example: OR175AT-22E-140BWT

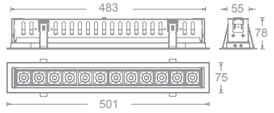

Model	Comment	LED Power	System Lumens	Driver	Beam	CCT	Reflector	Finish
OR175	**AT** *Adjustable Trim*	**32** *LED 32W*	*3706lm(@32W 3000K 16°)* *3723lm(@32W 3000K 36°)* *3737lm(@32W 3000K 46°)*	**E** *ON-OFF* **D** *0-10V Dimming*	**1** *16°* **3** *36°* **4** *46°*	**27** *2700K* **30** *3000K* **35** *3500K* **40** *4000K*	**B** *Black* **S** *Specular* **G** *Gold* **H** *Haze*	**WT** *White* **BK** *Black*

Example: OR175AT-32E-140BWT

Light Distribution

OR175AT-06

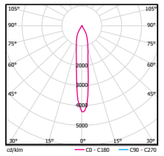

OR175AT-06E-140BWT

0° Aiming Angle

D(M)	LUX	W	L
1	2865	0.3	0.3
2	716	0.6	0.6
3	318	0.8	0.8
4	179	1.1	1.1

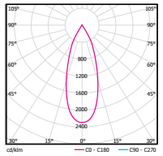

OR175AT-06E-340BWT

0° Aiming Angle

D(M)	LUX	W	L
1	1419	0.7	0.7
2	355	1.3	1.3
3	158	2.0	2.0
4	89	2.6	2.6

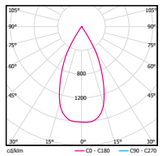

OR175AT-06E-440BWT

0° Aiming Angle

D(M)	LUX	W	L
1	1039	0.9	0.9
2	260	1.8	1.8
3	115	2.7	2.7
4	65	3.5	3.5

OR175AT-11

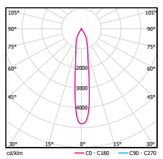

OR175AT-11E-140BWT

0° Aiming Angle

D(M)	LUX	W	L
1	5950	0.3	0.3
2	1488	0.6	0.6
3	661	0.8	0.8
4	372	1.1	1.1

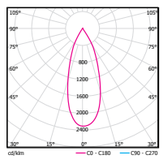

OR175AT-11E-340BWT

0° Aiming Angle

D(M)	LUX	W	L
1	2848	0.7	0.7
2	712	1.3	1.3
3	316	2.0	2.0
4	178	2.6	2.6

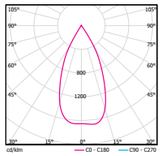

OR175AT-11E-440BWT

0° Aiming Angle

D(M)	LUX	W	L
1	2094	0.9	0.9
2	524	1.8	1.8
3	233	2.7	2.7
4	131	3.5	3.5

OR175AT-22

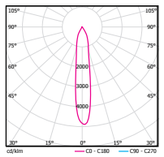

OR175AT-22E-140BWT

0° Aiming Angle

D(M)	LUX	W	L
1	11825	0.3	0.3
2	2956	0.6	0.6
3	1314	0.8	0.8
4	739	1.1	1.1

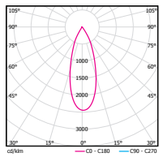

OR175AT-22E-340BWT

0° Aiming Angle

D(M)	LUX	W	L
1	6016	0.7	0.7
2	1504	1.3	1.3
3	668	2.0	2.0
4	376	2.6	2.6

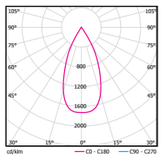

OR175AT-22E-440BWT

0° Aiming Angle

D(M)	LUX	W	L
1	4450	0.9	0.9
2	1113	1.8	1.8
3	494	2.7	2.7
4	278	3.5	3.5

Light Distribution

OR175AT-32

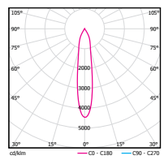

OR175AT-32E-140BWT

0° Aiming Angle

D(M)	LUX	W	L
1	16833	0.3	0.3
2	4208	0.6	0.6
3	1870	0.8	0.8
4	1052	1.1	1.1

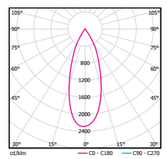

OR175AT-32E-340BWT

0° Aiming Angle

D(M)	LUX	W	L
1	8520	0.7	0.7
2	2130	1.3	1.3
3	947	2.0	2.0
4	533	2.6	2.6

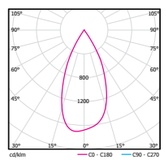

OR175AT-32E-440BWT

0° Aiming Angle

D(M)	LUX	W	L
1	6452	0.9	0.9
2	1613	1.8	1.8
3	717	2.7	2.7
4	403	3.5	3.5

LIGNE PRO LARGE DIRECTIONAL TRIMLESS



OR150AL-06



OR150AL-11



OR150AL-22



OR150AL-32

Specifications

IP20 | 40 C / -20 C | High CRI | Input 220V AC/50Hz | Dimmable | SUBROSA® Glare-free

- Body Material: Extruded aluminum
- Optical System: SUBROSA®Optical System
- Finish: Environmentally safe powder coat
- Adjustable Angle: +/-35° veritical aiming tile
- Wiring: Please refer to wiring schematic diagram at the end of catalog
- Cutout: □ 106mm / □ 183mm / □ 336mm / □ 490mm x 63mm
- Ceiling Thickness: 5mm-25mm
- Cut Off Angle: 40°
- LED Type: High Power LED
- LED Wattage, CCT, Lumen Output:
  OR150AL-06 3000K: 750lm 6W
  OR150AL-11 3000K: 1375lm 11W
  OR150AL-22 3000K: 2750lm 22W
  OR150AL-32 3000K: 4000lm 32W
- LED Lifetime: >50,000h-L70 / B10-Ta25℃ (LM-80/TM-21)
- LED Color Consistency: 3 SDCM
- Net Weight: 0.43Kg / 0.58Kg / 0.92Kg / 1.23Kg

Product Features/Optics



1 *16°*



3 *36°*



4 *46°*



Black



Specular



Gold



Haze

Product Parameters

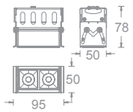

Model	Comment	LED Power	System Lumens	Driver	Beam	CCT	Reflector	Finish
OR150	**AL** *Adjustable Trimless*	**06** *LED 06W*	*612lm(@6W 3000K 16°)* *612lm(@6W 3000K 36°)* *612lm(@6W 3000K 46°)*	**E** *ON-OFF* **D** *0-10V Dimming*	**1** *16°* **3** *36°* **4** *46°*	**27** *2700K* **30** *3000K* **35** *3500K* **40** *4000K*	**B** *Black* **S** *Specular* **G** *Gold* **H** *Haze*	**WT** *White* **BK** *Black*

Example: :OR150AL-06E-140BWT

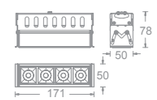

Model	Comment	LED Power	System Lumens	Driver	Beam	CCT	Reflector	Finish
OR150	**AL** *Adjustable Trimless*	**11** *LED 11W*	*1227lm(@11W 3000K 16°)* *1231lm(@11W 3000K 36°)* *1240lm(@11W 3000K 46°)*	**E** *ON-OFF* **D** *0-10V Dimming*	**1** *16°* **3** *36°* **4** *46°*	**27** *2700K* **30** *3000K* **35** *3500K* **40** *4000K*	**B** *Black* **S** *Specular* **G** *Gold* **H** *Haze*	**WT** *White* **BK** *Black*

Example: OR150AL-11E-140BWT

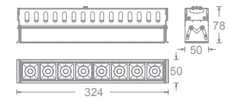

Model	Comment	LED Power	System Lumens	Driver	Beam	CCT	Reflector	Finish
OR150	**AL** *Adjustable Trimless*	**22** *LED 22W*	*2418lm(@22W 3000K 16°)* *2395lm(@22W 3000K 36°)* *2414lm(@22W 3000K 46°)*	**E** *ON-OFF* **D** *0-10V Dimming*	**1** *16°* **3** *36°* **4** *46°*	**27** *2700K* **30** *3000K* **35** *3500K* **40** *4000K*	**B** *Black* **S** *Specular* **G** *Gold* **H** *Haze*	**WT** *White* **BK** *Black*

Example: OR150AL-22E-140BWT

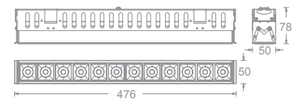

Model	Comment	LED Power	System Lumens	Driver	Beam	CCT	Reflector	Finish
OR150	**AL** *Adjustable Trimless*	**32** *LED 32W*	*3706lm(@32W 3000K 16°)* *3723lm(@32W 3000K 36°)* *3737lm(@32W 3000K 46°)*	**E** *ON-OFF* **D** *0-10V Dimming*	**1** *16°* **3** *36°* **4** *46°*	**27** *2700K* **30** *3000K* **35** *3500K* **40** *4000K*	**B** *Black* **S** *Specular* **G** *Gold* **H** *Haze*	**WT** *White* **BK** *Black*

Example: OR150AL-32E-140BWT

Light Distribution

OR150AL-06

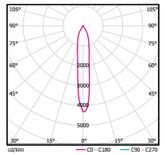

OR150AL-06E-140BWT

0º Aiming Angle

D(M)	LUX	W	L
1	2865	0.3	0.3
2	716	0.6	0.6
3	318	0.8	0.8
4	179	1.1	1.1

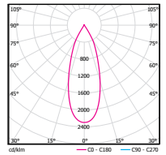

OR150AL-06E-340BWT

0º Aiming Angle

D(M)	LUX	W	L
1	1419	0.7	0.7
2	355	1.3	1.3
3	158	2.0	2.0
4	89	2.6	2.6

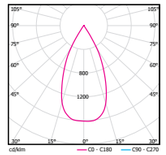

OR150AL-06E-440BWT

0º Aiming Angle

D(M)	LUX	W	L
1	1039	0.9	0.9
2	260	1.8	1.8
3	115	2.7	2.7
4	65	3.5	3.5

OR150AL-11

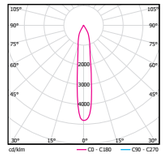

OR150AL-11E-140BWT

0º Aiming Angle

D(M)	LUX	W	L
1	5950	0.3	0.3
2	1488	0.6	0.6
3	661	0.8	0.8
4	372	1.1	1.1

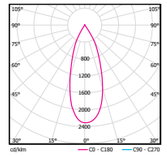

OR150AL-11E-340BWT

0º Aiming Angle

D(M)	LUX	W	L
1	2848	0.7	0.7
2	712	1.3	1.3
3	316	2.0	2.0
4	178	2.6	2.6

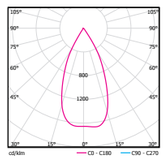

OR150AL-11E-440BWT

0º Aiming Angle

D(M)	LUX	W	L
1	2094	0.9	0.9
2	524	1.8	1.8
3	233	2.7	2.7
4	131	3.5	3.5

OR150AL-22

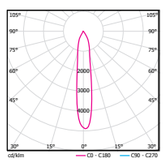

OR150AL-22E-140BWT

0º Aiming Angle

D(M)	LUX	W	L
1	11825	0.3	0.3
2	2956	0.6	0.6
3	1314	0.8	0.8
4	739	1.1	1.1

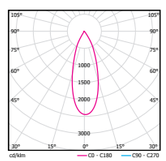

OR150AL-22E-340BWT

0º Aiming Angle

D(M)	LUX	W	L
1	6016	0.7	0.7
2	1504	1.3	1.3
3	668	2.0	2.0
4	376	2.6	2.6

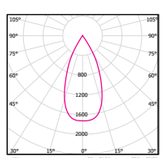

OR150AL-22E-440BWT

0º Aiming Angle

D(M)	LUX	W	L
1	4450	0.9	0.9
2	1113	1.8	1.8
3	494	2.7	2.7
4	278	3.5	3.5

Light Distribution

OR150AL-32

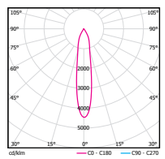

OR150AL-32E-140BWT

0º Aiming Angle

D(M)	LUX	W	L
1	16833	0.3	0.3
2	4208	0.6	0.6
3	1870	0.8	0.8
4	1052	1.1	1.1

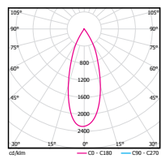

OR150AL-32E-340BWT

0º Aiming Angle

D(M)	LUX	W	L
1	8520	0.7	0.7
2	2130	1.3	1.3
3	947	2.0	2.0
4	533	2.6	2.6

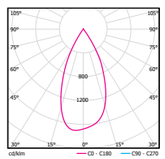

OR150AL-32E-440BWT

0º Aiming Angle

D(M)	LUX	W	L
1	6452	0.9	0.9
2	1613	1.8	1.8
3	717	2.7	2.7
4	403	3.5	3.5

Accessories

Model	Description	Picture	Drawing
OR150AL-RC002	*2-head Embedded Parts*		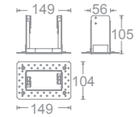
OR150AL-RC004	*4-head Embedded Parts*		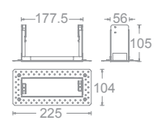
OR150AL-RC008	*8-head Embedded Parts*		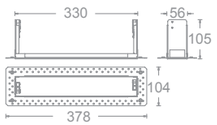
OR150AL-RC012	*12-head Embedded Parts*		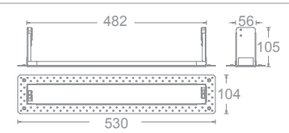

LIGNE PRO LARGE WALL WASHER TRIM



OR165WT-11



OR165WT-22



OR165WT-32

Specifications

IP20 | 40 C / -20 C | High CRI | Input 220V AC/50Hz | Dimmable

- Body Material: Extruded aluminum
- Optical System: Clear Lens included
- Finish: Environmentally safe powder coat
- Wiring: Please refer to wiring schematic diagram at the end of catalog
- Cutout: □ 167mm / □ 320mm / □ 469mm x 48mm
- Ceiling Thickness: 5mm-25mm
- LED Type: High Power LED
- LED Wattage, CCT, Lumen Output:
  OR165WT-11 3000K: 1375lm 11W
  OR165WT-22 3000K: 2750lm 22W
  OR165WT-32 3000K: 4000lm 32W
- LED Lifetime: >50,000h-L70 / B10-Ta25℃ (LM-80/TM-21)
- LED Color Consistency: 3 SDCM
- Net Weight: 0.51Kg / 0.92Kg / 1.3Kg

Product Features/Optics



Lighting simulation with LIGNE PRO LARGE Wall Washer

Product Parameters

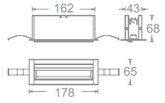

Model	Comment	LED Power	System Lumens	Driver	Beam	CCT	Reflector	Finish
OR165	**WT** *Wall Washer Trim*	**11** *LED 11W*	*669lm(@11W 3000K)*	**E** *ON-OFF* **D** *0-10V Dimming*	**W** *Wall Washer*	**27** *2700K* **30** *3000K* **35** *3500K* **40** *4000K*	**B** *Black* **W** *White*	**WT** *White* **BK** *Black*

Example: :OR165WT-11E-W40BWT

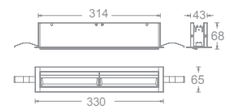

Model	Comment	LED Power	System Lumens	Driver	Beam	CCT	Reflector	Finish
OR165	**WT** *Wall Washer Trim*	**22** *LED 22W*	*1467lm(@22W 3000K)*	**E** *ON-OFF* **D** *0-10V Dimming*	**W** *Wall Washer*	**27** *2700K* **30** *3000K* **35** *3500K* **40** *4000K*	**B** *Black* **W** *White*	**WT** *White* **BK** *Black*

Example: OR165WT-22E-W40BWT

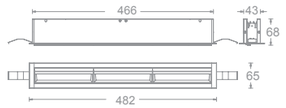

Model	Comment	LED Power	System Lumens	Driver	Beam	CCT	Reflector	Finish
OR165	**WT** *Wall Washer Trim*	**32** *LED 32W*	*2300lm(@32W 3000K)*	**E** *ON-OFF* **D** *0-10V Dimming*	**W** *Wall Washer*	**27** *2700K* **30** *3000K* **35** *3500K* **40** *4000K*	**B** *Black* **W** *White*	**WT** *White* **BK** *Black*

Example: OR165WT-32E-W40BWT

OR165WT-11E-W40BWT

Specifications:

Wall height (m): *3.0*

Offset from wall *(m): 0.6*

Luminaire spacing *(m): 0.6*

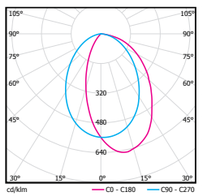

H (m)	Surface illumination (lux)				
	below the luminaire	between the luminaire	below the luminaire	between the luminaire	below the luminaire
2.85	103	105	104	105	102
2.55	189	192	193	191	187
2.25	167	171	173	171	166
1.95	125	130	131	129	124
1.65	90	94	95	94	89
1.35	61	64	65	64	61
1.05	46	48	48	47	45
0.75	35	36	37	36	35
0.45	25	26	27	26	25
0.15	21	21	21	21	20

Specifications:

Wall height (m): *3.0*

Offset from wall *(m): 1*

Luminaire spacing *(m): 1*

H (m)	Surface illumination (lux)				
	below the luminaire	between the luminaire	below the luminaire	between the luminaire	below the luminaire
2.85	29	29	29	29	28
2.55	53	55	54	54	53
2.25	70	71	71	70	69
1.95	69	70	70	70	68
1.65	61	62	63	62	60
1.35	50	51	52	51	49
1.05	42	43	44	43	41
0.75	35	36	36	36	34
0.45	27	29	29	28	27
0.15	23	24	24	24	23

OR165WT-22E-W40BWT

Specifications:

Wall height *(m): 4.5*

Offset from wall *(m): 1*

Luminaire spacing *(m): 1*

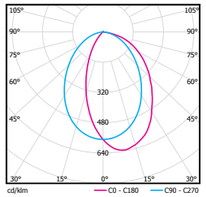

H (m)	Surface illumination (lux)				
	below the luminaire	between the luminaire	below the luminaire	between the luminaire	below the luminaire
4.275	79	81	80	81	79
3.825	141	144	144	144	141
3.375	140	142	144	142	139
2.925	112	115	116	115	112
2.475	84	87	89	87	84
2.025	62	65	66	65	62
1.575	48	50	51	50	48
1.125	38	39	40	39	38
0.675	29	30	31	30	29
0.225	25	25	26	25	24

Specifications:

Wall height *(m): 4.5*

Offset from wall *(m): 1.5*

Luminaire spacing *(m): 1.5*

H (m)	Surface illumination (lux)				
	below the luminaire	between the luminaire	below the luminaire	between the luminaire	below the luminaire
4.275	32	32	32	32	32
3.825	54	55	55	55	54
3.375	69	70	70	70	69
2.925	68	69	70	69	68
2.475	61	63	63	63	61
2.025	51	53	53	53	51
1.575	44	45	46	45	44
1.125	37	38	39	38	37
0.675	30	31	32	31	30
0.225	26	27	27	27	26

OR165WT-32E-W40BWT

Specifications:

Wall height *(m): 6*

Offset from wall *(m): 1.5*

Luminaire spacing *(m): 1.5*

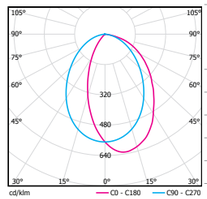

H (m)	Surface illumination (lux)				
	below the luminaire	between the luminaire	below the luminaire	between the luminaire	below the luminaire
5.7	77	79	78	79	77
5.1	137	139	140	139	137
4.5	154	157	158	157	154
3.9	134	137	138	137	133
3.3	106	109	110	109	106
2.7	84	87	88	87	84
2.1	68	71	72	71	68
1.5	57	58	59	58	56
0.9	46	47	48	47	45
0.3	44	45	46	45	44

Specifications:

Wall height *(m): 6*

Offset from wall *(m): 2*

Luminaire spacing *(m): 2*

H (m)	Surface illumination (lux)				
	below the luminaire	between the luminaire	below the luminaire	between the luminaire	below the luminaire
5.7	47	47	47	47	47
5.1	74	73	73	73	74
4.5	95	95	95	95	95
3.9	96	96	97	96	96
3.3	87	88	89	88	87
2.7	74	75	76	75	74
2.1	65	66	66	66	64
1.5	56	57	58	57	56
0.9	46	47	48	47	46
0.3	45	46	47	46	45

LIGNE PRO LARGE WALL WASHER TRIMLESS



OR140WL-11



OR140WL-22



OR140WL-32

Specifications



- Body Material: Extruded aluminum
- Optical System: Clear Lens included
- Finish: Environmentally safe powder coat
- Wiring: Please refer to wiring schematic diagram at the end of catalog
- Cutout: □ 171mm / □ 323mm / □ 473mm x 52mm
- Ceiling Thickness: 5mm-25mm
- LED Type: High Power LED
- LED Wattage, CCT, Lumen Output:
  OR140WL-11 3000K: 1375lm 11W
  OR140WL-22 3000K: 2750lm 22W
  OR140WL-32 3000K: 4000lm 32W
- LED Lifetime: >50,000h-L70 / B10-Ta25℃ (LM-80/TM-21)
- LED Color Consistency: 3 SDCM
- Net Weight: 0.4Kg / 0.72Kg / 1.05Kg

Product Features/Optics



Product Parameters

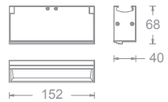

Model	Comment	LED Power	System Lumens	Driver	Beam	CCT	Reflector	Finish
OR140	**WL** *Wall Washer Trimless*	**11** *LED 11W*	*669lm(@11W 3000K)*	**E** *ON-OFF* **D** *0-10V Dimming*	**W** *Wall Washer*	**27** *2700K* **30** *3000K* **35** *3500K* **40** *4000K*	**B** *Black* **W** *White*	**WT** *White* **BK** *Black*

Example: :OR140WL-11E-W40BWT

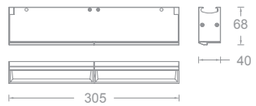

Model	Comment	LED Power	System Lumens	Driver	Beam	CCT	Reflector	Finish
OR140	**WL** *Wall Washer Trimless*	**22** *LED 22W*	*1467lm(@22W 3000K)*	**E** *ON-OFF* **D** *0-10V Dimming*	**W** *Wall Washer*	**27** *2700K* **30** *3000K* **35** *3500K* **40** *4000K*	**B** *Black* **W** *White*	**WT** *White* **BK** *Black*

Example: OR140WL-22E-W40BWT

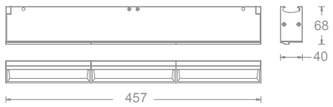

Model	Comment	LED Power	System Lumens	Driver	Beam	CCT	Reflector	Finish
OR140	**WL** *Wall Washer Trimless*	**32** *LED 32W*	*2300lm(@32W 3000K)*	**E** *ON-OFF* **D** *0-10V Dimming*	**W** *Wall Washer*	**27** *2700K* **30** *3000K* **35** *3500K* **40** *4000K*	**B** *Black* **W** *White*	**WT** *White* **BK** *Black*

Example: OR140WL-32E-W40BWT

Light Distribution

OR140WL-11E-W40BWT

Specifications:

Wall height (m): *3.0*

Offset from wall *(m): 0.6*

Luminaire spacing *(m): 0.6*

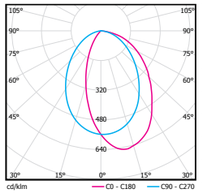

H (m)	Surface illumination (lux)				
	below the luminaire	between the luminaire	below the luminaire	between the luminaire	below the luminaire
2.85	*103*	*105*	*104*	*105*	*102*
2.55	*189*	*192*	*193*	*191*	*187*
2.25	*167*	*171*	*173*	*171*	*166*
1.95	*125*	*130*	*131*	*129*	*124*
1.65	*90*	*94*	*95*	*94*	*89*
1.35	*61*	*64*	*65*	*64*	*61*
1.05	*46*	*48*	*48*	*47*	*45*
0.75	*35*	*36*	*37*	*36*	*35*
0.45	*25*	*26*	*27*	*26*	*25*
0.15	*21*	*21*	*21*	*21*	*20*

Specifications:

Wall height (m): *3.0*

Offset from wall *(m): 1*

Luminaire spacing *(m): 1*

H (m)	Surface illumination (lux)				
	below the luminaire	between the luminaire	below the luminaire	between the luminaire	below the luminaire
2.85	*29*	*29*	*29*	*29*	*28*
2.55	*53*	*55*	*54*	*54*	*53*
2.25	*70*	*71*	*71*	*70*	*69*
1.95	*69*	*70*	*70*	*70*	*68*
1.65	*61*	*62*	*63*	*62*	*60*
1.35	*50*	*51*	*52*	*51*	*49*
1.05	*42*	*43*	*44*	*43*	*41*
0.75	*35*	*36*	*36*	*36*	*34*
0.45	*27*	*29*	*29*	*28*	*27*
0.15	*23*	*24*	*24*	*24*	*23*

OR140WL-22E-W40BWT

Specifications:

Wall height *(m): 4.5*

Offset from wall *(m): 1*

Luminaire spacing *(m): 1*

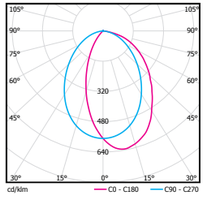

H (m)	Surface illumination (lux)				
	below the luminaire	between the luminaire	below the luminaire	between the luminaire	below the luminaire
4.275	*79*	*81*	*80*	*81*	*79*
3.825	*141*	*144*	*144*	*144*	*141*
3.375	*140*	*142*	*144*	*142*	*139*
2.925	*112*	*115*	*116*	*115*	*112*
2.475	*84*	*87*	*89*	*87*	*84*
2.025	*62*	*65*	*66*	*65*	*62*
1.575	*48*	*50*	*51*	*50*	*48*
1.125	*38*	*39*	*40*	*39*	*38*
0.675	*29*	*30*	*31*	*30*	*29*
0.225	*25*	*25*	*26*	*25*	*24*

Specifications:

Wall height *(m): 4.5*

Offset from wall *(m): 1.5*

Luminaire spacing *(m): 1.5*

H (m)	Surface illumination (lux)				
	below the luminaire	between the luminaire	below the luminaire	between the luminaire	below the luminaire
4.275	*32*	*32*	*32*	*32*	*32*
3.825	*54*	*55*	*55*	*55*	*54*
3.375	*69*	*70*	*70*	*70*	*69*
2.925	*68*	*69*	*70*	*69*	*68*
2.475	*61*	*63*	*63*	*63*	*61*
2.025	*51*	*53*	*53*	*53*	*51*
1.575	*44*	*45*	*46*	*45*	*44*
1.125	*37*	*38*	*39*	*38*	*37*
0.675	*30*	*31*	*32*	*31*	*30*
0.225	*26*	*27*	*27*	*27*	*26*

Light Distribution

OR140WL-32E-W40BWT

Specifications:

Wall height *(m): 6*

Offset from wall *(m): 1.5*

Luminaire spacing *(m): 1.5*

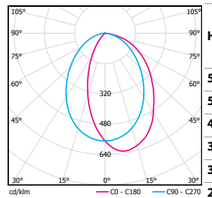

H (m)	Surface illumination (lux)				
	below the luminaire	between the luminaire	below the luminaire	between the luminaire	below the luminaire
5.7	*77*	*79*	*78*	*79*	*77*
5.1	*137*	*139*	*140*	*139*	*137*
4.5	*154*	*157*	*158*	*157*	*154*
3.9	*134*	*137*	*138*	*137*	*133*
3.3	*106*	*109*	*110*	*109*	*106*
2.7	*84*	*87*	*88*	*87*	*84*
2.1	*68*	*71*	*72*	*71*	*68*
1.5	*57*	*58*	*59*	*58*	*56*
0.9	*46*	*47*	*48*	*47*	*45*
0.3	*44*	*45*	*46*	*45*	*44*

Specifications:

Wall height *(m): 6*

Offset from wall *(m): 2*

Luminaire spacing *(m): 2*

H (m)	Surface illumination (lux)				
	below the luminaire	between the luminaire	below the luminaire	between the luminaire	below the luminaire
5.7	*47*	*47*	*47*	*47*	*47*
5.1	*74*	*73*	*73*	*73*	*74*
4.5	*95*	*95*	*95*	*95*	*95*
3.9	*96*	*96*	*97*	*96*	*96*
3.3	*87*	*88*	*89*	*88*	*87*
2.7	*74*	*75*	*76*	*75*	*74*
2.1	*65*	*66*	*66*	*66*	*64*
1.5	*56*	*57*	*58*	*57*	*56*
0.9	*46*	*47*	*48*	*47*	*46*
0.3	*45*	*46*	*47*	*46*	*45*

Accessories

Model	Description	Picture	Drawing
OR140DL-RC004	*4-head Embedded Parts*		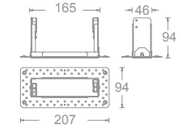
OR140DL-RC008	*8-head Embedded Parts*		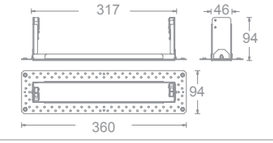
OR140DL-RC012	*12-head Embedded Parts*		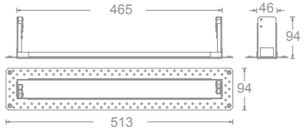



Shenzhen Whittle School
Shenzhen, Guangdong Province



LIGNE PRO Ceiling

The flexible LIGNE PRO offers a wide range of downlights with extruded aluminum profiles and high transparent matte acrylic lenses. These ceiling luminaires use proprietary advanced LED technology for energy efficiency and long life. The advanced SUBROSA® patented Optical System ensures glare-free illumination.

LIGNE PRO GRAZE



LGAS6-1806N



LGAS6-1812N



LGAS6-1824N



LGAS6-1836N

Specifications



- Body Material: Extruded aluminum
- Optical System: Clear Lens included+ SUBROSA®Optical System
- Finish: Environmentally safe powder coat
- Wiring: Please refer to wiring schematic diagram at the end of catalog
- Cut Off Angle: 35°
- LED Type: High Power LED
- LED Wattage, CCT, Lumen Output: 3000K 1600lm 18W/m
  3000K 2600lm 30W/m
- LED Lifetime: >50,000h-L70 / B10-Ta25℃ (LM-80/TM-21)
- LED Color Consistency: 3 SDCM
- Net Weight: 1.3Kg/m

Product Features/Optics



Lighting simulates with18W/m LIGNE PRO Graze linear luminaire on a 4.5m high wall.

Product Parameters

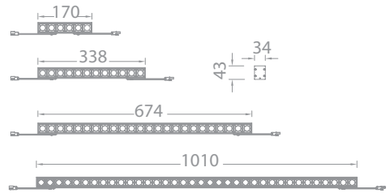

Model	LED Power	LED Num.	Length	System Lumens	Driver	Beam	CCT	Reflector	Finish
LGAS6	**18** *18W/m* **30** *30W/m*	**06** *6pcs* **12** *12pcs* **24** *24pcs* **36** *36pcs*	*170mm* *338mm* *674mm* *1010mm*	*1178lm(@18W/m 3000K 16°)* *1210lm(@18W/m 3000K 22°)* *1213lm(@18W/m 3000K 33°)* *940lm(@18W/m 3000K 44°)* *1002lm(@18W/m 3000K 22°x 44°)* *1840lm(@30W/m 3000K 16°)* *1891lm(@30W/m 3000K 22°)* *1895lm(@30W/m 3000K 33°)* *1469lm(@30W/m 3000K 44°)* *156lm(@30W/m 3000K 22°x 44°)*	**N** *No driver*	**E** *22°x 44°* **1** *16°* **2** *22°* **3** *33°* **4** *44°*	**27** *2700K* **30** *3000K* **40** *4000K*	**B** *Black*	**WT** *White* **BK** *Black*

Example: LGAS6-3036N-230BWT

Light Distribution

LGAS6-1836N-230BBK

Specifications:

Wall height (m) *4.5*

Wall width (m) *10*

Offset from Wall (m) *0.2*

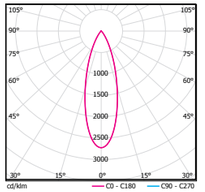

(m)	0.5	1.5	2.5	3.5	4.5	5.5	6.5	7.5	8.5	9.5
4.375	*150*	*134*	*132*	*133*	*132*	*131*	*132*	*132*	*134*	*149*
4.125	*311*	*294*	*292*	*293*	*292*	*292*	*293*	*292*	*294*	*307*
3.875	*305*	*293*	*291*	*292*	*291*	*290*	*291*	*292*	*293*	*300*
3.625	*248*	*242*	*241*	*241*	*241*	*241*	*241*	*241*	*242*	*240*
3.375	*184*	*182*	*181*	*181*	*180*	*181*	*181*	*181*	*182*	*175*
3.125	*151*	*150*	*148*	*149*	*149*	*148*	*149*	*148*	*149*	*142*
2.875	*117*	*119*	*118*	*118*	*117*	*117*	*118*	*118*	*118*	*111*
2.625	*101*	*102*	*101*	*101*	*101*	*100*	*101*	*101*	*101*	*94*
2.375	*82*	*83*	*82*	*82*	*82*	*82*	*82*	*82*	*82*	*76*
2.125	*74*	*76*	*76*	*76*	*76*	*76*	*76*	*76*	*74*	*69*
1.875	*64*	*65*	*66*	*66*	*65*	*65*	*65*	*65*	*64*	*59*
1.625	*56*	*57*	*58*	*58*	*58*	*58*	*58*	*57*	*56*	*52*
1.375	*50*	*51*	*52*	*52*	*51*	*51*	*51*	*51*	*49*	*46*
1.125	*48*	*48*	*49*	*49*	*49*	*49*	*49*	*49*	*47*	*44*
0.875	*45*	*45*	*47*	*47*	*47*	*47*	*47*	*46*	*44*	*41*
0.625	*42*	*42*	*43*	*44*	*43*	*43*	*43*	*43*	*40*	*39*
0.375	*40*	*40*	*42*	*42*	*42*	*42*	*42*	*42*	*38*	*36*
0.125	*38*	*38*	*40*	*40*	*40*	*40*	*40*	*39*	*36*	*35*



Wenzhou-Kean University
Wenzhou, Zhejiang Province



LIGNE II

LIGNE II Luminaire features an aluminum body, for a sleek appearance. It projects upward and downward illumination and uses energy efficient integral LEDs for good heat dissipation, high efficiency and energy savings. The pendants are equipped with anti-glare lenses, and the lengths can be custom cut to specification in the field.

LIGNE II PANEL

Up and Down



OP4012D

Down



OP4012S

Recessed



OR4012

Ceiling



OC4012

Specifications

- Body Material: Extruded aluminum
- Optical System: Anti-glare panel
- Finish: Environmentally safe powder coat
- Wiring: Please refer to wiring schematic diagram at the end of catalog
- Note: Customized service provided including dimension and different layout

- Cutout: □ 46mm x 1206mm(for Recessed)
- LED Type: SMD
- LED Wattage, CCT, Lumen Output:
  OP4012D: 4000K 4480lm 40W
  OP4012S: 4000K 3780lm 30W
  OR4012: 4000K 3780lm 30W
  OC4012: 4000K 3780lm 30W
- LED Lifetime: >50,000h-L70 /B10-Ta25℃ (LM-80/TM-21)
- LED Color Consistency: 3 SDCM
- Net Weight: 2.73Kg / 2.23Kg / 2.23Kg / 2.23Kg

Product Features/Optics

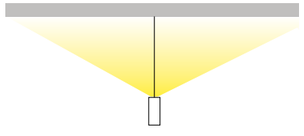

For pendant

Product Parameters



Model	Length	Comment	LED Power	System Lumens	Driver	Beam up	Beam Down	CCT	Finish
OP40	**12** *1200mm*	**D** *Double Directional*	**40** *40W (Up: 10W Down: 30W)*	*3655lm(@3000K)*	**E** *ON-OFF* **D** *0-10V Dimming*	**F** *Frosted*	**P** *PC cover* **Y** *PC embossed cover*	**30** *3000K* **40** *4000K* **50** *5000K*	**WT** *White*

Example: OP4012D-40E-FP30WT



Model	Length	Comment	LED Power	System Lumens	Driver	Beam Down	CCT	Finish
OP40	**12** *1200mm*	**S** *Single Directional*	**30** *30W*	*2601lm(@3000K)*	**E** *ON-OFF* **D** *0-10V Dimming*	**P** *PC cover* **Y** *PC embossed cover*	**30** *3000K* **40** *4000K* **50** *5000K*	**WT** *White* **BK** *Black*

Example: OP4012S-30E-P30WT



Model	Length	LED Power	System Lumens	Driver	Beam Down	CCT	Finish
OR40	**12** *1200mm*	**30** *30W*	*2601lm(@3000K)*	**E** *ON-OFF* **D** *0-10V Dimming*	**P** *PC cover* **Y** *PC embossed cover*	**30** *3000K* **40** *4000K* **50** *5000K*	**WT** *White* **BK** *Black*

Example: OR4012-30E-P30WT



Model	Length	LED Power	System Lumens	Driver	Beam Down	CCT	Finish
OC40	**12** *1200mm*	**30** *30W*	*2601lm(@3000K)*	**E** *ON-OFF* **D** *0-10V Dimming*	**P** *PC cover* **Y** *PC embossed cover*	**30** *3000K* **40** *4000K* **50** *5000K*	**WT** *White*

Example: OC4012-30E-P30WT

Light Distribution

OP4012D

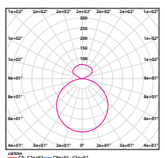

OP4012D-40E-FP30WT

0º Aiming Angle

D(M)	LUX	W	L
1	1019	3.2	3.2
2	255	6.4	6.4
3	113	9.5	9.5
4	64	12.7	12.7

OP4012S

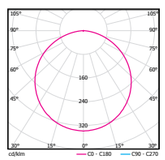

OP4012S-30E-P30WT

0º Aiming Angle

D(M)	LUX	W	L
1	1022	3.2	3.2
2	256	6.3	6.3
3	114	9.5	9.5
4	64	12.7	12.7

OR4012

OR4012-30E-P30WT

0º Aiming Angle

D(M)	LUX	W	L
1	1022	3.2	3.2
2	256	6.3	6.3
3	114	9.5	9.5
4	64	12.7	12.7

OC4012

OC4012-30E-P30WT

0º Aiming Angle

D(M)	LUX	W	L
1	1022	3.2	3.2
2	256	6.3	6.3
3	114	9.5	9.5
4	64	12.7	12.7

Accessories

Model	Description	Picture
OP4012D-L	*L-shaped splices*	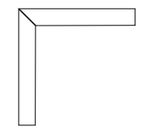
OP4012D-T	*T-shaped splices*	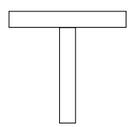
OP4012D-X	*+-shaped splices*	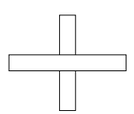

LIGNE II PANEL

Up and Down



OP5512D

Down

OP5512S

Recessed



OR5512

Ceiling

OC5512

Specifications

IP20 | 40℃ / -20℃ | High CRI | Input 220V AC/50Hz | Dimmable

- Body Material: Extruded aluminum
- Optical System: Anti-glare panel
- Finish: Environmentally safe powder coat
- Wiring: Please refer to wiring schematic diagram at the end of catalog
- Note: Customized service provided including dimension and different layout
- Cutout: □ 61mm x 1206mm(for Recessed)
- LED Type: SMD
- LED Wattage, CCT, Lumen Output:
  OP5512D: 4000K 4580lm
  OP5512S: 4000K 4380lm
  OR5512: 4000K 4380lm
  OC5512: 4000K 4380lm
- LED Lifetime: >50,000h-L70 /B10-Ta25℃ (LM-80/TM-21)
- LED Color Consistency: 3 SDCM
- Net Weight: 2.23Kg / 2.87Kg / 2.87Kg / 2.87Kg

Product Parameters



Model	Length	Comment	LED Power	System Lumens	Driver	Beam up	Beam Down	CCT	Finish
OP55	12 1200mm	D Double Directional	45 45W (Up: 10W Down: 35W)	3825lm(@3000K)	E ON-OFF D 0-10V Dimming	F Frosted	P PC cover Y PC embossed cover	30 3000K 40 4000K 50 5000K	WT White

Example: OP5512D-45E-FP30WT



Model	Length	Comment	LED Power	System Lumens	Driver	Beam Down	CCT	Finish
OP55	12 1200mm	S Single Directional	35 35W	3060lm(@3000K)	E ON-OFF D 0-10V Dimming	P PC cover Y PC embossed cover	30 3000K 40 4000K 50 5000K	WT White

Example: OP5512S-35E-P30WT



Model	Length	LED Power	System Lumens	Driver	Beam Down	CCT	Finish
OR55	12 1200mm	35 35W	3060lm(@3000K)	E ON-OFF D 0-10V Dimming	P PC cover Y PC embossed cover	30 3000K 40 4000K 50 5000K	WT White

Example: OR5512-35E-P30WT



Model	Length	LED Power	System Lumens	Driver	Beam Down	CCT	Finish
OC55	12 1200mm	35 35W	3060lm(@3000K)	E ON-OFF D 0-10V Dimming	P PC cover Y PC embossed cover	30 3000K 40 4000K 50 5000K	WT White

Example: OC5512-35E-P30WT

Light Distribution

OP5512D

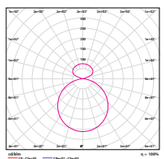

OP5512D-45E-FP30WT

0° Aiming Angle

D(M)	LUX	W	L
1	1296	3.2	3.2
2	324	6.3	6.3
3	144	9.5	9.5
4	81	12.7	12.7

OP5512S

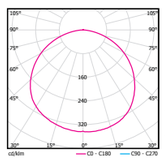

OP5512S-35E-P30WT

0° Aiming Angle

D(M)	LUX	W	L
1	1300	3.2	3.2
2	325	6.3	6.3
3	144	9.5	9.5
4	81	12.7	12.7

OR5512

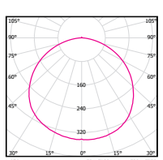

OR5512-35E-P30WT

0° Aiming Angle

D(M)	LUX	W	L
1	1300	3.2	3.2
2	325	6.3	6.3
3	144	9.5	9.5
4	81	12.7	12.7

OC5512

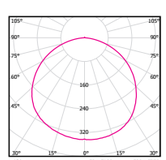

OC5512-35E-P30WT

0° Aiming Angle

D(M)	LUX	W	L
1	1300	3.2	3.2
2	325	6.3	6.3
3	144	9.5	9.5
4	81	12.7	12.7

Accessories

Model	Description	Picture
OP5512D-L	*L-shaped splices*	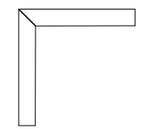
OP5512D-T	*T-shaped splices*	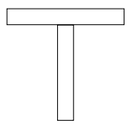
OP5512D-X	*+-shaped splices*	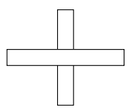

LIGNE II LOUVER

Up and Down



OP4012D

Down



OP4012S

Recessed



OR4012

Ceiling



OC4012

Specifications

IP20 | 40 C / -20 C | High CRI | Input 220V AC/50Hz | Dimmable

- Body Material: Extruded aluminum
- Optical System: Clear Lens included + Anti-glare Louver
- Finish: Environmentally safe powder coat
- Wiring: Please refer to wiring schematic diagram at the end of catalog
- Cutout: □ 46mm x 1271mm(for Recessed)
- LED Type: SMD
- Cut Off Angle: 38°
- LED CCT, Lumen Output:
  OP4012D: 4000K 4580lm
  OP4012S: 4000K 3780lm
  OR4012: 4000K 3780lm
  OC4012: 4000K 3780lm
- LED Lifetime: >50,000h-L70 /B10-Ta25℃ (LM-80/TM-21)
- LED Color Consistency: 3 SDCM
- Net Weight: 2.85Kg / 2.35Kg / 2.35Kg / 2.35Kg

Product Features/Optics



2 *24°* **3** *36°* **4** *45°*

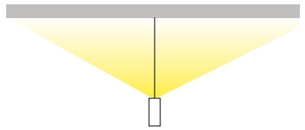

For pendant

Product Parameters



Model	Length	Comment	LED Power	System Lumens	Driver	Beam up	Beam Down	CCT	Finish
OP40	**12** *1200mm*	**D** *Double Directional*	**40** *40W (Up: 10W Down: 30W)*	*3160lm(@3000K)*	**E** *ON-OFF* **D** *0-10V Dimming*	**F** *Frosted*	**2** *24°* **3** *36°* **4** *45°*	**30** *3000K* **40** *4000K* **50** *5000K*	**WT** *White*

Example: OP4012D-40E-F230WT



Model	Length	Comment	LED Power	System Lumens	Driver	Beam	CCT	Finish
OP40	**12** *1265mm*	**S** *Single Directional*	**30** *30W*	*2249lm(@3000K)*	**E** *ON-OFF* **D** *0-10V Dimming*	**2** *24°* **3** *36°* **4** *45°*	**30** *3000K* **40** *4000K* **50** *5000K*	**WT** *White*

Example: OP4012S-30E-230WT



Model	Length	LED Power	System Lumens	Driver	Beam	CCT	Finish
OR40	**12** *1265mm*	**30** *30W*	*2249lm(@3000K)*	**E** *ON-OFF* **D** *0-10V Dimming*	**2** *24°* **3** *36°* **4** *45°*	**30** *3000K* **40** *4000K* **50** *5000K*	**WT** *White*

Example: OR4012-30E-230WT



Model	Length	LED Power	System Lumens	Driver	Beam	CCT	Finish
OC40	**12** *1265mm*	**30** *30W*	*2249lm(@3000K)*	**E** *ON-OFF* **D** *0-10V Dimming*	**2** *24°* **3** *36°* **4** *45°*	**30** *3000K* **40** *4000K* **50** *5000K*	**WT** *White*

Example: OC4012-30E-230WT

Light Distribution

OP4012D

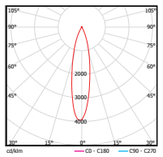

OP4012D-40E-230WT

0° Aiming Angle

D(M)	LUX	W	L
1	8716	0.4	0.4
2	2179	0.9	0.9
3	968	1.3	1.3
4	545	1.7	1.7

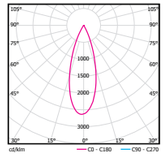

OP4012D-40E-330WT

0° Aiming Angle

D(M)	LUX	W	L
1	5293	0.6	0.6
2	1323	1.3	1.3
3	588	1.9	1.9
4	331	2.6	2.6

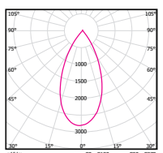

OP4012D-40E-430WT

0° Aiming Angle

D(M)	LUX	W	L
1	3869	0.8	0.8
2	967	1.7	1.7
3	430	2.5	2.5
4	242	3.3	3.3

OP4012S

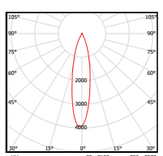

OP4012S-30E-230WT

0° Aiming Angle

D(M)	LUX	W	L
1	8716	0.4	0.4
2	2179	0.9	0.9
3	968	1.3	1.3
4	545	1.7	1.7

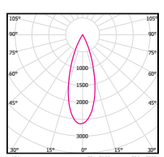

OP4012S-30E-330WT

0° Aiming Angle

D(M)	LUX	W	L
1	5293	0.6	0.6
2	1323	1.3	1.3
3	588	1.9	1.9
4	331	2.6	2.6

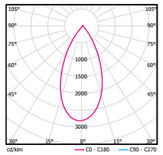

OP4012S-30E-430WT

0° Aiming Angle

D(M)	LUX	W	L
1	3869	0.8	0.8
2	967	1.7	1.7
3	430	2.5	2.5
4	242	3.3	3.3

OR4012

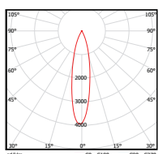

OR4012-30E-240WT

0° Aiming Angle

D(M)	LUX	W	L
1	8716	0.4	0.4
2	2179	0.9	0.9
3	968	1.3	1.3
4	545	1.7	1.7

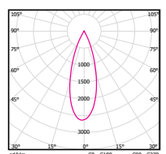

OR4012-30E-340WT

0° Aiming Angle

D(M)	LUX	W	L
1	5293	0.6	0.6
2	1323	1.3	1.3
3	588	1.9	1.9
4	331	2.6	2.6

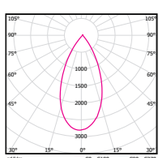

OR4012-30E-440WT

0° Aiming Angle

D(M)	LUX	W	L
1	3869	0.8	0.8
2	967	1.7	1.7
3	430	2.5	2.5
4	242	3.3	3.3

Light Distribution

OC4012

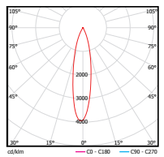

OC4012-30E-240WT

0° Aiming Angle

D(M)	LUX	W	L
1	8716	0.4	0.4
2	2179	0.9	0.9
3	968	1.3	1.3
4	545	1.7	1.7

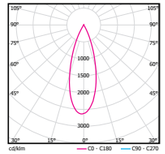

OC4012-30E-340WT

0° Aiming Angle

D(M)	LUX	W	L
1	5293	0.6	0.6
2	1323	1.3	1.3
3	588	1.9	1.9
4	331	2.6	2.6

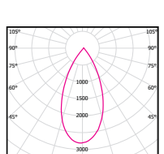

OC4012-30E-440WT

0° Aiming Angle

D(M)	LUX	W	L
1	3869	0.8	0.8
2	967	1.7	1.7
3	430	2.5	2.5
4	242	3.3	3.3

AR LINE

LIGNE II LOUVER

Up and Down



OP5512D

Down



OP5512S

Recessed



OR5512

Ceiling



OC5512

Specifications

IP20 | 40 C / -20 C | High CRI | Input 220V AC/50Hz | Dimmable

- Body Material: Extruded aluminum
- Optical System: Clear Lens included + Anti-glare Louver
- Finish: Environmentally safe powder coat
- Wiring: Please refer to wiring schematic diagram at the end of catalog
- Cutout: □ 61mm x 1211mm(35W)
- LED Type: SMD
- Cut Off Angle: 38°
- LED Wattage, CCT, Lumen Output:
  OP5512D: 4000K 4680lm
  OP5512S: 4000K 4380lm
  OR5512: 4000K 4380lm
  OC5512: 4000K 4380lm
- LED Lifetime: >50,000h-L70 /B10-Ta25℃ (LM-80/TM-21)
- LED Color Consistency: 3 SDCM
- Net Weight: 3.67Kg / 3.05Kg / 3.05Kg / 3.05Kg

Product Features/Optics



2 *24°* **3** *36°* **4** *45°*

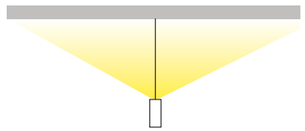

For pendant

Product Parameters



Model	Length	Comment	LED Power	System Lumens	Driver	Beam up	Beam Down	CCT	Finish
OP55	**12** *1265mm*	**D** *Double Directional*	**45** *45W (Up: 10W Down: 35W)*	*3418lm(@3000K)*	**E** *ON-OFF* **D** *0-10V Dimming*	**F** *Frosted*	**2** *24°* **3** *36°* **4** *45°*	**30** *3000K* **40** *4000K* **50** *5000K*	**WT** *White*

Example: OP5512D-45E-F230WT



Model	Length	Comment	LED Power	System Lumens	Driver	Beam	CCT	Finish
OP55	**12** *1205mm*	**S** *Single Directional*	**35** *35W*	*2646lm(@3000K)*	**E** *ON-OFF* **D** *0-10V Dimming*	**2** *24°* **3** *36°* **4** *45°*	**30** *3000K* **40** *4000K* **50** *5000K*	**WT** *White*

Example: OP5512S-35E-230WT



Model	Length	LED Power	System Lumens	Driver	Beam	CCT	Finish
OR55	**12** *1205mm*	**35** *35W*	*2646lm(@3000K)*	**E** *ON-OFF* **D** *0-10V Dimming*	**2** *24°* **3** *36°* **4** *45°*	**30** *3000K* **40** *4000K* **50** *5000K*	**WT** *White*

Example: OR5512-35E-230WT



Model	Length	LED Power	System Lumens	Driver	Beam	CCT	Finish
OC55	**12** *1205mm*	**35** *35W*	*2646lm(3000K)*	**E** *ON-OFF* **D** *0-10V Dimming*	**2** *24°* **3** *36°* **4** *45°*	**30** *3000K* **40** *4000K* **50** *5000K*	**WT** *White*

Example: OC5512-35E-230WT

Light Distribution

OP5512D

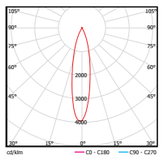

OP5512D-45E-230WT

0° Aiming Angle

D(M)	LUX	W	L
1	8730	0.4	0.4
2	2183	0.9	0.9
3	970	1.3	1.3
4	546	1.7	1.7

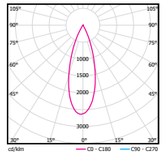

OP5512D-45E-330WT

0° Aiming Angle

D(M)	LUX	W	L
1	5320	0.6	0.6
2	1330	1.3	1.3
3	591	1.9	1.9
4	333	2.6	2.6

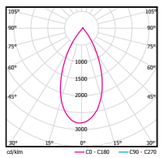

OP5512D-45E-430WT

0° Aiming Angle

D(M)	LUX	W	L
1	4232	0.8	0.8
2	1058	1.7	1.7
3	470	2.5	2.5
4	265	3.3	3.3

OP5512S

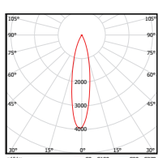

OP5512S-35E-230WT

0° Aiming Angle

D(M)	LUX	W	L
1	8730	0.4	0.4
2	2183	0.9	0.9
3	970	1.3	1.3
4	546	1.7	1.7

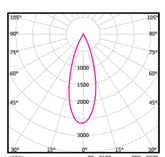

OP5512S-35E-330WT

0° Aiming Angle

D(M)	LUX	W	L
1	5320	0.6	0.6
2	1330	1.3	1.3
3	591	1.9	1.9
4	333	2.6	2.6

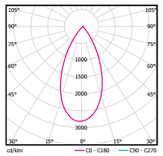

OP5512S-35E-430WT

0° Aiming Angle

D(M)	LUX	W	L
1	4232	0.8	0.8
2	1058	1.7	1.7
3	470	2.5	2.5
4	265	3.3	3.3

OR5512

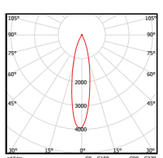

OR5512-35E-240WT

0° Aiming Angle

D(M)	LUX	W	L
1	8730	0.4	0.4
2	2183	0.9	0.9
3	970	1.3	1.3
4	546	1.7	1.7

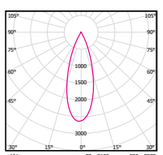

OR5512-35E-340WT

0° Aiming Angle

D(M)	LUX	W	L
1	5320	0.6	0.6
2	1330	1.3	1.3
3	591	1.9	1.9
4	333	2.6	2.6

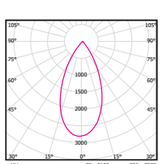

OR5512-35E-440WT

0° Aiming Angle

D(M)	LUX	W	L
1	4232	0.8	0.8
2	1058	1.7	1.7
3	470	2.5	2.5
4	265	3.3	3.3

Light Distribution

OC5512

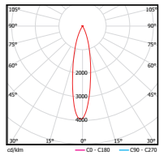

OC5512-35E-240WT

0° Aiming Angle

D(M)	LUX	W	L
1	8730	0.4	0.4
2	2183	0.9	0.9
3	970	1.3	1.3
4	546	1.7	1.7

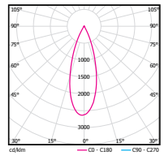

OC5512-35E-340WT

0° Aiming Angle

D(M)	LUX	W	L
1	5320	0.6	0.6
2	1330	1.3	1.3
3	591	1.9	1.9
4	333	2.6	2.6

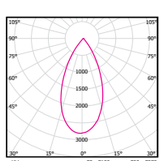

OC5512-35E-440WT

0° Aiming Angle

D(M)	LUX	W	L
1	4232	0.8	0.8
2	1058	1.7	1.7
3	470	2.5	2.5
4	265	3.3	3.3

TAPE LIGHT



PIXELS 380



INVISILED®TAPE LIGHT 384

WAC Shanghai showroom
Shanghai

PIXELS

Infinitely adaptable and easily specifiable. Extend the boundaries of what can be illuminated with PIXELS, a Configurable LED Light Sheet for backlighting. It is a versatile solution to evenly illuminate architectural surfaces and signage without occupying too much space or complicating the installation. Backlight your translucent marble countertop or quartz backsplash to create a very unique light source. Cut vertically or horizontally in the field to accommodate cabinets, workbenches, mantels and other spaces. Powered through daisy-chaining integral connectors along its edges, PIXELS can be mounted by applying 3M-construction adhesive or staples. Ideal for both interior and covered exterior environments.

PIXELS LED



Single Cut



Group Cutting Mono



Group Cutting Tunable



Group Cutting RGBW

Specifications

IP20 | 40℃ -20℃ | High CRI | Input 24V DC | Dimmable | DMX | DALI

- Body Material: Flexible metal PCB board
- Wiring: Please refer to wiring schematic diagram at the end of catalog
- Size: ☐ 305mm x 610mm / ☐ 240mm x 480mm / ☐ 240mm x 480mm/ ☐ 240mm x 480mm
- Minimum cutting: 25.5mmx25.5mm / 20mmx60mm/ 40mmx60mm/ 40mmx120mm
- LED Type: SMD
- LED wattage: LED-P10/20: 10W/pcs / 20W/pcs
  LED-P45: 45W/pcs Max (Can be customized)
  LED-P90: 90W/pcs Max (Can be customized)
  LED-P80: Fully 80W/pcs 20W x 4
- LED Lifetime: >36,000h-L70 / B10-Ta25℃ (LM-80/TM-21)
- Dimming control: Dims beautifully with ELV wired or wireless controllers including 0-10V, DMX or DALI
- Net Weight: 0.25Kg/Pcs / 0.3Kg/Pcs/ 0.3Kg/Pcs/ 0.3Kg/Pcs

INSTALLATION INSTRUCTIONS



Use the included 3M adhesive on the back in most applications which should be sufficient in most applications for smooth surface. However if mounting surface is a porous or texture surface, then use a staple gun or any nails to secure the PIXELS after wiring.



Measure the distance between the runs in order to determine the length of extension feed wires. Connector accepts AWG #24 - #18, recommend AWG #18 solid wire for low voltage drop.



Follow the dotted line cutting guides and cut the PIXELS to desired size, PIXELS is field cuttable vertically or horizontally anywhere to single pixel increment.

Product Parameters

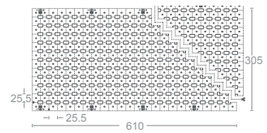

Model	LED Power	Length	CRI	CCT
LED-P	**10** *10W/pcs* **20** *20W/pcs*	**3060** *305mm x 610mm*	**9** *90*	**27** *2700K* **30** *3000K* **35** *3500K* **40** *4000K* **50** *5000K*

Example: LED-P10-3060-927

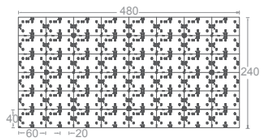

Model	LED Power	Length	CRI	CCT	Series
LED-P	**45** *45W/pcs Max*	**2448** *240mm x 480mm*	**9** *90*	**27** *2700K* **30** *3000K* **40** *4000K*	**G**

Example: LED-P45-2448-927G

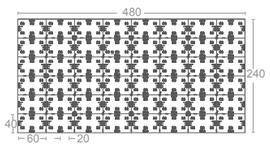

Model	LED Power	Length	CCT	Series
LED-P	**90** *90W/pcs Max*	**2448** *240mm x 480mm*	**CC** *2700K-6500K (Tunable)*	**G**

Example: LED-P90-2448-CCG

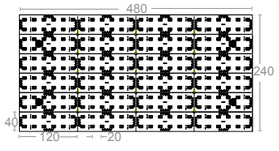

Model	LED Power	Length	CCT	Series
LED-P	**80** *80W/pcs Max*	**2448** *240mm x 480mm*	**F3** *RGBW (3000K)* **F4** *RGBW (4000K)*	**G**

Example: LED-P80-2448-F3G

Shenzhen Conrad
Shenzhen, Guangdong Province



InvisiLED®TAPE LIGHT

Sophisticated custom lighting made simple for homes, hotels, restaurants and other spaces, our energy efficient InvisiLED® LED tape lighting systems present enormous possibilities for any space.

INVISILED®TAPE LIGHT



InvisiLED® W TUBE



InvisiLED® RGB TUBE



InvisiLED® RGBW TUBE



InvisiLED® SUNLIGHT TUNABLE TUBE

Specifications

IP44 | 40℃ -20℃ | High CRI | Input 24V DC | Dimmable | DMX | DALI | CCT Tunable

- Body Material: Flexible silicone cased tape light
- Finish: Clear Silicone casing
- Wiring: Please refer to wiring schematic diagram at the end of catalog
- LED Type: SMD
- LED Lifetime: >36,000h-L70 /B10-Ta25℃ (LM-80/TM-21)
- LED Color Consistency: 3 SDCM
- Dimming control: InvisiLED® dims beautifully with ELV wired or wireless controllers including 0-10V, DMX or DALI
- Net Weight: 0.1Kg/m

Product Parameters

3W/m 6W/m

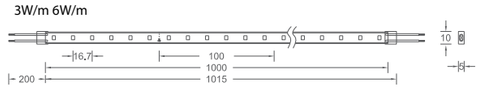

10W/m

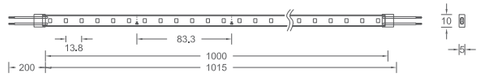

13W/m

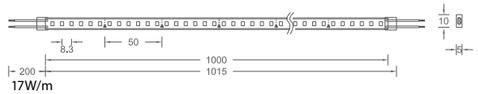

17W/m

Model	LED Power	Length	Feature	CRI	CCT	Series
LED-TCE	**03** *3W/m 60pcs* **06** *6W/m 60pcs* **10** *10W/m 72pcs* **13** *13W/m 120pcs* **17** *17W/m 140pcs*	**10** *1m* **50** *5m*	**T** *TUBE*	**9** *Ra≥90*	**27** *2700K* **30** *3000K* **35** *3500K* **40** *4000K* **50** *5000K*	**W**

Example: LED-TCE-0310T-927W

6W/m

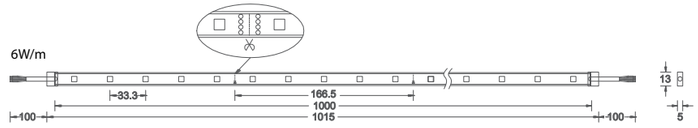

12W/m

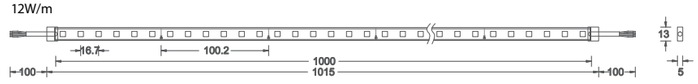

Model	LED Power	Length	Feature	Series
LED-TCE	**06** *6W/m* **12** *12W/m*	**10** *1m* **30** *3m*	**T** *Ture*	**RGB**

Example: LED-TCE-0610T-RGB

Product Parameters

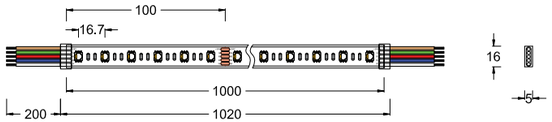

Model	LED Power	Length	Feature	CCT	Series
LED-TCE	**20** *20W/m*	**10** *1m* **50** *5m*	**T** *Ture*	**F3** *RGBW W=3000K* **F4** *RGBW W=4000K* **F6** *RGBW W=5000K*	**G**

Example: LED-TCE-2010T-F3G

Model	LED Power	Length	Feature	CCT	Series
LED-TCE	**10** *10W/m* **20** *20W/m*	**10** *1m* **50** *5m*	**T** *Ture*	**CC** *2200K-6000K (Tunable)*	**G**

Example: LED-TCE-1010T-CCG

Accessories

Model	Description	Pictures	Applicable Products
LED-T10-1508	*Channel for 17W LED tape, length 965mm*		**InvisiLED® SUNLIGHT TUNABLE TUBE**
LED-T10-1608	*Channel for 3W/6W/10W/13W LED tape, length 965mm*		**InvisiLED® W TUBE**
LED-T10-1708	*Channel for 17W LED tape, length 965mm*		**InvisiLED® W TUBE**
LED-T10-1809	*PC slot for RGBW light strip, length 970mm*		**InvisiLED® RGBW TUBE**

** Power and Accessories need to be ordered separately.*

PANEL LUMINAIRES

LED PANEL 391

SURFACE MOUNTED 393
RECESSED FOR T-BAR 395
RECESSED FOR ANGLE-CHANNEL 399
PENDANT MOUNTED 403



PANEL

WAC Panel Luminaires, using aluminum profile lamp body, has a simple and beautiful appearance, and has good heat dissipation performance Using anti glare prism optics, no visible glare, UGR less than 19, with good anti glare performance and light uniformity. Using LED light source color consistency control, Ra90, no flicker, high light efficiency and energy saving. It has a comfortable lighting effect and is suitable for lighting applications in commercial, office, classroom, and other places.

SURFACE MOUNTED

OGC20505

OGC20211

Specifications



- Body Material: Extruded aluminum
- Optical System: Anti-glare prism optics
- Finish: Environmentally safe powder coat
- LED Type: SMD
- LED Wattage, CCT, Lumen Output:
  OGC20505 3000K：4680lm 36W /4860lm 40W
  OGC20211 3000K：4680lm 36W /5200lm 40W / 6240lm 48W
- LED Lifetime: >50,000h-L70 / B10-Ta25℃ (LM-80/TM-21)
- LED Color Consistency: 5 SDCM
- Net Weight: 2.6Kg / 2.8Kg

Product Parameters

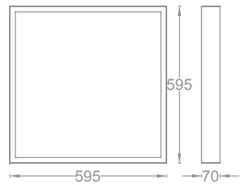

Mode	Size	LED Power	System Lumens	Driver	Beam	CCT	Finish
OGC2	**0505** *595*595mm*	**36** *36W* **40** *40W*	*4039lm(@36W 3000K)* *4402lm(@40W 3000K)*	**E** *ON-OFF* **D** *0-10V Dimming*	**Y** *Prismatic plate*	**30** *3000K* **40** *4000K* **50** *5000K*	**WT** *White*

Example: OGC20505-36E-Y40WT



Mode	Size	LED Power	System Lumens	Driver	Beam	CCT	Finish
OGC2	**0211** *295*1195mm*	**36** *36W* **40** *40W* **48** *48W*	*4320lm(@36W 3000K)* *4586lm(@40W 3000K)* *5317lm(@48W 3000K)*	**E** *ON-OFF* **D** *0-10V Dimming*	**Y** *Prismatic plate*	**30** *3000K* **40** *4000K* **50** *5000K*	**WT** *White*

Example: OGC20211-36E-Y40WT

Light Distribution

OGC20505

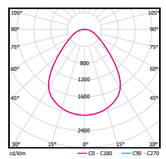

OGC20505-36E-Y40WT

0° Aiming Angle

D(M)	LUX	W	L
1	2035	1.80	1.80
2	509	3.60	3.60
3	226	5.40	5.40
4	127	7.20	7.20

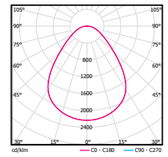

OGC20505-40E-Y40WT

0° Aiming Angle

D(M)	LUX	W	L
1	2231	1.80	1.80
2	558	3.60	3.60
3	248	5.40	5.40
4	139	7.20	7.20

OGC20211

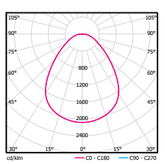

OGC20211-36E-Y40WT

0° Aiming Angle

D(M)	LUX	W	L
1	2083	1.90	1.90
2	521	3.80	3.80
3	231	5.70	5.70
4	130	7.60	7.60

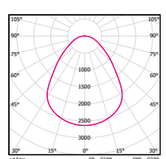

OGC20211-48E-Y40WT

0° Aiming Angle

D(M)	LUX	W	L
1	2633	1.80	1.80
2	658	3.60	3.60
3	293	5.40	5.40
4	165	7.20	7.20

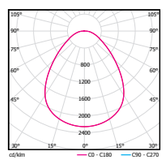

OGC20211-40E-Y40WT

0° Aiming Angle

D(M)	LUX	W	L
1	2256	1.90	1.90
2	564	3.80	3.80
3	251	5.70	5.70
4	141	7.60	7.60

RECESSED FOR T-BAR



OGR20202



OGR20205

OGR20211

OGR20505



OGR20511

Specifications



- Body Material: Extruded aluminum
- Optical System: Anti-glare prism optics
- Finish: Environmentally safe powder coat
- LED Type: SMD
- LED Wattage, CCT, Lumen Output:
  OGR20202 3000K：1560lm 12W / 2340lm 18W
  OGR20205 3000K：2600lm 20W / 3120lm 24W
  OGR20211 3000K：4680lm 36W / 5200lm 40W / 6264lm 48W
  OGR20255 3000K：4680lm 36W / 5200lm 40W
  OGR20511 3000K：6240lm 48W / 7800lm 60W / 9360lm 72W
- LED Lifetime: >50,000h-L70 / B10-Ta25℃ (LM-80/TM-21)
- LED Color Consistency: 5 SDCM
- Net Weight: 0.9Kg / 1.25Kg / 2.2Kg / 2.6Kg / 4.25Kg

Product Parameters

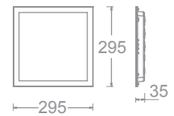

Mode	Size	LED Power	System Lumens	Driver	Beam	CCT	Finish
OGR2	**0202** *295*295mm*	**12** *12W* **18** *18W*	*1634lm(@18W 3000K)*	**E** *ON-OFF* **D** *0-10V Dimming*	**Y** *Prismatic plate*	**30** *3000K* **40** *4000K* **50** *5000K*	**WT** *White*

Example: OGR20202-18E-Y40WT



Mode	Size	LED Power	System Lumens	Driver	Beam	CCT	Finish
OGR2	**0205** *295*595mm*	**20** *20W* **24** *40W*	*2160lm(@20W 3000K)* *2531lm(@24W 3000K)*	**E** *ON-OFF* **D** *0-10V Dimming*	**Y** *Prismatic plate*	**30** *3000K* **40** *4000K* **50** *5000K*	**WT** *White*

Example:OGR20205-20E-Y40WT



Mode	Size	LED Power	System Lumens	Driver	Beam	CCT	Finish
OGR2	**0211** *295*1195mm*	**36** *36W* **40** *40W* **48** *48W*	*4318lm(@36W 3000K)* *4686lm(@40W 3000K)* *5316lm(@48W 3000K)*	**E** *ON-OFF* **D** *0-10V Dimming*	**Y** *Prismatic plate*	**30** *3000K* **40** *4000K* **50** *5000K*	**WT** *White*

Example: OGR20211-36E-Y40WT

Product Parameters

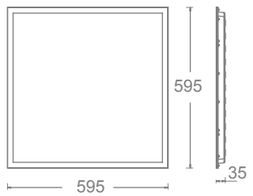

Mode	Size	LED Power	System Lumens	Driver	Beam	CCT	Finish
OGR2	**0505** *595*595mm*	**36** *36W* **40** *40W*	*4039lm(@36W 3000K)* *4402lm(@40W 3000K)*	**E** *ON-OFF* **D** *0-10V Dimming*	**Y** *Prismatic plate*	**30** *3000K* **40** *4000K* **50** *5000K*	**WT** *White*

Example: OGR20505-36E-Y40WT



Mode	Size	LED Power	System Lumens	Driver	Beam	CCT	Finish
OGR2	**0511** *595*1195mm*	**48** *48W* **60** *60W* **72** *72W*	*8513lm(@72W 3000K)*	**E** *ON-OFF* **D** *0-10V Dimming*	**Y** *Prismatic plate*	**30** *3000K* **40** *4000K* **50** *5000K*	**WT** *White*

Example: OGR20511-48E-Y40WT

Light Distribution

OGR20202

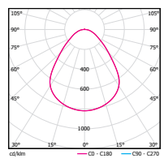

OGR20202-18E-Y40WT

0° Aiming Angle

D(M)	LUX	W	L
1	818	1.9	1.9
2	205	3.7	3.7
3	91	5.6	5.6
4	51	7.5	7.5

OGR20205

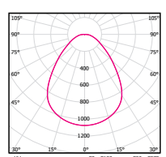

OGR20205-20E-Y40WT

0° Aiming Angle

D(M)	LUX	W	L
1	1074	1.8	1.8
2	269	3.7	3.7
3	119	5.5	5.5
4	67	7.3	7.3

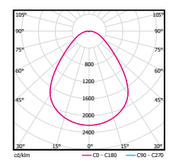

OGR20205-24E-Y40WT

0° Aiming Angle

D(M)	LUX	W	L
1	2235	1.8	1.8
2	559	3.7	3.7
3	248	5.5	5.5
4	140	7.4	7.4

OGR20211

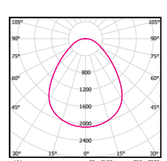

OGR20211-36E-Y40WT

0° Aiming Angle

D(M)	LUX	W	L
1	2084	1.9	1.9
2	521	3.8	3.8
3	232	5.6	5.6
4	130	7.5	7.5

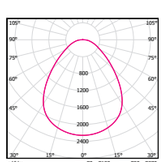

OGR20211-40E-Y40WT

0° Aiming Angle

D(M)	LUX	W	L
1	2257	1.9	1.9
2	564	3.8	3.8
3	251	5.6	5.6
4	141	7.5	7.5

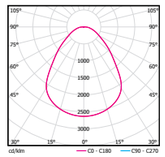

OGR20211-48E-Y40WT

0° Aiming Angle

D(M)	LUX	W	L
1	2636	1.8	1.8
2	659	3.7	3.7
3	293	5.5	5.5
4	165	7.4	7.4

OGR20505

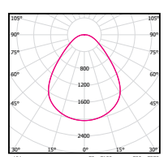

OGR20505-36E-Y40WT

0° Aiming Angle

D(M)	LUX	W	L
1	2036	1.9	1.9
2	509	3.7	3.7
3	226	5.6	5.6
4	127	7.5	7.5

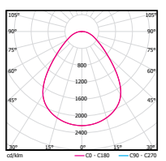

OGR20505-40E-Y40WT

0° Aiming Angle

D(M)	LUX	W	L
1	2235	1.8	1.8
2	559	3.7	3.7
3	248	5.5	5.5
4	140	7.4	7.4

OGR20511

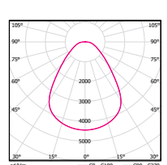

OGR20511-72E-Y40WT

0° Aiming Angle

D(M)	LUX	W	L
1	4450	1.7	1.7
2	1113	3.4	3.4
3	494	5.1	5.1
4	278	6.8	6.8

RECESSED FOR ANGLE-CHANNEL



OGR10303



OGR10306



OGR10312

OGR10606

OGR10612

Specifications



- Body Material: Extruded aluminum
- Optical System: Anti-glare prism optics
- Finish: Environmentally safe powder coat
- LED Type: SMD
- LED Wattage, CCT, Lumen Output:
  OGR10303 3000K：1560lm 12W / 2340lm 18W
  OGR10306 3000K：2600lm 20W / 3120lm 24W
  OGR10312 3000K：4680lm 36W / 5200lm 40W / 6264lm 48W
  OGR10606 3000K：4680lm 36W / 5200lm 40W
  OGR10612 3000K：6240lm 48W / 7800lm 60W / 9360lm 72W
- LED Lifetime: >50,000h-L70 / B10-Ta25℃ (LM-80/TM-21)
- LED Color Consistency: 5 SDCM
- Net Weight: 0.9Kg / 1.28Kg / 2.28Kg / 2.18Kg / 4.25Kg

Product Parameters

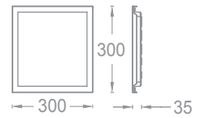

Mode	Size	LED Power	System Lumens	Driver	Beam	CCT	Finish
OGR1	**0303** *300*300mm*	**12** *12W* **18** *18W*	*1634lm(@18W 3000K)*	**E** *ON-OFF* **D** *0-10V Dimming*	**Y** *Prismatic plate*	**30** *3000K* **40** *4000K* **50** *5000K*	**WT** *White*

Example: OGR10303-18E-Y40WT

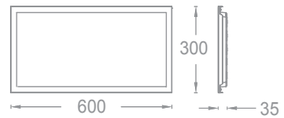

Mode	Size	LED Power	System Lumens	Driver	Beam	CCT	Finish
OGR1	**0306** *300*600mm*	**20** *20W* **24** *24W*	*2160lm(@20W 3000K)* *2531lm(@40W 3000K)*	**E** *ON-OFF* **D** *0-10V Dimming*	**Y** *Prismatic plate*	**30** *3000K* **40** *4000K* **50** *5000K*	**WT** *White*

Example:OGR10306-20E-Y40WT



Mode	Size	LED Power	System Lumens	Driver	Beam	CCT	Finish
OGR1	**0312** *300*1200mm*	**36** *36W* **40** *40W* **48** *48W*	*4318lm(@36W 3000K)* *4686lm(@40W 3000K)* *5316lm(@48W 3000K)*	**E** *ON-OFF* **D** *0-10V Dimming*	**Y** *Prismatic plate*	**30** *3000K* **40** *4000K* **50** *5000K*	**WT** *White*

Example: OGR10312-36E-Y40WT

Product Parameters

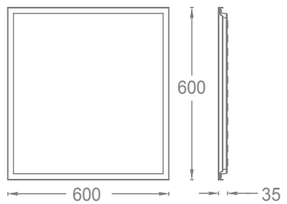

Mode	Size		LED Power	System Lumens	Driver	Beam Down	CCT	Finish
OGR1	**0606**	*600*600mm*	**36** *36W* **40** *40W*	*4039lm(@36W 3000K)* *4402lm(@40W 3000K)*	**E** *ON-OFF* **D** *0-10V Dimming*	**Y** *Prismatic plate*	**30** *3000K* **40** *4000K* **50** *5000K*	**WT** *White*

Example: OGR10606-36E-Y40WT



Mode	Size		LED Power	System Lumens	Driver	Beam Down	CCT	Finish
OGR1	**0612**	*600*1200mm*	**48** *48W* **60** *60W* **72** *72W*	*8513lm(@72W 3000K)*	**E** *ON-OFF* **D** *0-10V Dimming*	**Y** *Prismatic plate*	**30** *3000K* **40** *4000K* **50** *5000K*	**WT** *White*

Example: OGR10612-48E-Y40WT

Light Distribution

OGR10303

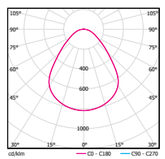

OGR10303-18E-Y40WT

0° Aiming Angle

D(M)	LUX	W	L
1	818	1.9	1.9
2	205	3.7	3.7
3	91	5.6	5.6
4	51	7.5	7.5

OGR10306

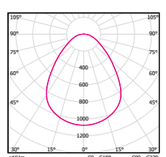

OGR10306-20E-Y40WT

0° Aiming Angle

D(M)	LUX	W	L
1	1074	1.8	1.8
2	269	3.7	3.7
3	119	5.5	5.5
4	67	7.3	7.3

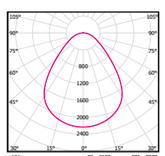

OGR10306-24E-Y40WT

0° Aiming Angle

D(M)	LUX	W	L
1	2235	1.8	1.8
2	559	3.7	3.7
3	248	5.5	5.5
4	140	7.4	7.4

OGR10312

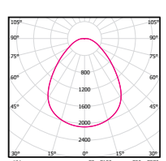

OGR10312-36E-Y40WT

0° Aiming Angle

D(M)	LUX	W	L
1	2084	1.9	1.9
2	521	3.8	3.8
3	232	5.6	5.6
4	130	7.5	7.5

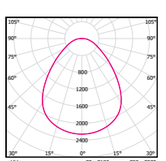

OGR10312-40E-Y40WT

0° Aiming Angle

D(M)	LUX	W	L
1	2257	1.9	1.9
2	564	3.8	3.8
3	251	5.6	5.6
4	141	7.5	7.5

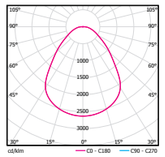

OGR10312-48E-Y40WT

0° Aiming Angle

D(M)	LUX	W	L
1	2636	1.8	1.8
2	659	3.7	3.7
3	293	5.5	5.5
4	165	7.4	7.4

OGR10606

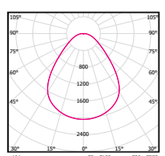

OGR10606-36E-Y40WT

0° Aiming Angle

D(M)	LUX	W	L
1	2036	1.9	1.9
2	509	3.7	3.7
3	226	5.6	5.6
4	127	7.5	7.5

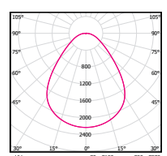

OGR10606-40E-Y40WT

0° Aiming Angle

D(M)	LUX	W	L
1	2235	1.8	1.8
2	559	3.7	3.7
3	248	5.5	5.5
4	140	7.4	7.4

OGR10612

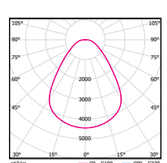

OGR10612-72E-Y40WT

0° Aiming Angle

D(M)	LUX	W	L
1	4450	1.7	1.7
2	1113	3.4	3.4
3	494	5.1	5.1
4	278	6.8	6.8

PENDANT MOUNTED



OGP20211 Grating plate



OGP20211 Prismatic plate

Specifications



- Body Material: Extruded aluminum
- Optical System: Anti-glare prism optics
- Finish: Environmentally safe powder coat
- Accessories/Brackets: Suspension kit assembly
- LED Type: SMD
- LED Wattage, CCT, Lumen Output: 5000K 4974lm 36W
  5000K 5527lm 40W
- LED Lifetime: >50,000h-L70 / B10-Ta25℃ (LM-80/TM-21)
- LED Color Consistency: 5 SDCM
- Net Weight: 3.8Kg / 3.0Kg

Product Parameters

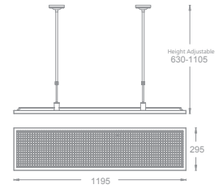

Mode	Size	LED Power	System Lumens	Driver	Beam	CCT	Finish
OGP2	**0211** *295*1195mm*	**36** *36W* **40** *40W*	*4109lm(@36W 5000K)* *4449lm(@40W 5000K)*	**E** *ON-OFF* **D** *0-10V Dimming*	**G** *Grating plate*	**30** *3000K* **40** *4000K* **50** *5000K*	**WT** *White*

Example: OGP20211-36E-G50WT
Note: 9pcs pendant luminaires per regular classroom.

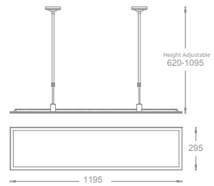

Mode	Size	LED Power	System Lumens	Driver	Beam	CCT	Finish
OGP2	**0211** *295*1195mm*	**36** *36W* **40** *40W*	*4109lm(@36W 5000K)* *4449lm(@40W 5000K)*	**E** *ON-OFF* **D** *0-10V Dimming*	**Y** *Prismatic plate*	**30** *3000K* **40** *4000K* **50** *5000K*	**WT** *White*

Example:OGP20211-36E-Y50WT
Note: 9pcs pendant luminaires per regular classroom

Light Distribution

OGP20211

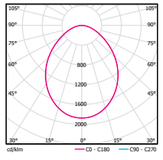

OGP20211-36E-G50WT

0° Aiming Angle

D(M)	LUX	W	L
1	1875	2.1	2.1
2	469	4.2	4.2
3	208	6.3	6.3
4	117	8.4	8.4

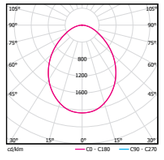

OGP20211-40E-G50WT

0° Aiming Angle

D(M)	LUX	W	L
1	2074	2.1	2.1
2	519	4.2	4.2
3	230	6.3	6.3
4	130	8.4	8.4

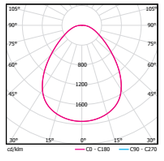

OGP20211-36E-Y50WT

0° Aiming Angle

D(M)	LUX	W	L
1	1924	1.9	1.9
2	481	3.8	3.8
3	214	5.7	5.7
4	120	7.6	7.6

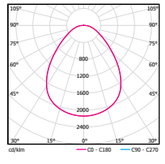

OGP20211-40E-Y50WT

0° Aiming Angle

D(M)	LUX	W	L
1	2140	1.9	1.9
2	535	3.8	3.8
3	238	5.7	5.7
4	134	7.6	7.6

EXTERIOR LIGHTING

Bring light to all sides of your home or commercial space with the latest exterior lighting designs and technologies. Outdoor lighting is not only used as décor, it is also very functional in bringing more light to poorly lit parts of your property. Linear luminaires, spot, accent, wall wash, wall grazing and flood lights are perfect for providing a stronger sense of safety and security to the outside of your property.

Haikou International Duty-Free City
Haikou , Hainan Province

LINEAR LUMINAIRES



BEACON X3 411

BEACON X3 | ACCENT C5 411
BEACON X3 | ACCENT C7 413
BEACON X3 | ACCENT C8 417
BEACON X3 | ACCENT D1 D2 D3 421



BEACON X5 427

BEACON X5 | MINI FLOOD III 427
BEACON X5 | MINI FLOOD IV 431



BEACON X7 435

BEACON X7 | GRAZE II 435
BEACON X7 | GRAZE LARGE 439
BEACON X7 | WASH 443
BEACON X7 | VIEW 445

Wenzhou-Kean University
Wenzhou, Zhejiang Province

BEACON

BEACON is an asymmetrical light distribution LED luminaire that installs on facades outside the walls of buildings. The luminaire uses a special lens design, and make a asymmetrical light distribution, and can be mounted in horizontal or vertical orientations. BEACON features an extruded aluminum housing and die-cast aluminum end cap with a balanced LED spacing design that guarantees even, shadow-free light distribution when fixtures are connected together. IP66 rated for exterior and interior environments.

BEACON X3 | ACCENT C5



Specifications

IP66 | 50℃ / -20℃ | Input 24V DC | DMX | cec

- Body Material: Extruded aluminum profile, PC end cap
- Optical System: Clear Lens included
- Finish: Environmentally safe powder coat
- Accessories/Brackets: Aluminum bracket
- Wiring: Please refer to wiring schematic diagram at the end of catalog
- LED Type: SMD
- LED Wattage, CCT, Lumen Output: 2W 3000K 336lm
  5W 3000K 672lm
  10W 3000K 1344lm
- LED Lifetime: >50,000h-L70 / B10-Ta25℃ (LM-80/TM-21)
- CCT/CRI: 2700K/3000K/4000K/RGB/RGBW, Ra80
- LED Color Consistency: 3 SDCM(MONO), 5 SDCM(RGBW)
- Net Weight: C5 0.3Kg/250mm, 0.4Kg/500mm, 0.6Kg/1000mm

Product Features/Optics



Integrated lens ensures uniform light output

Product Parameters

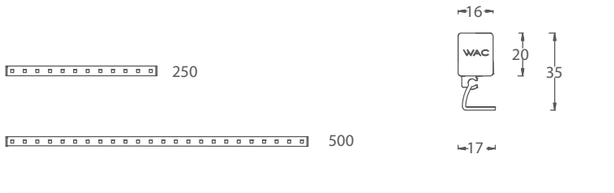

Model	Length (mm)	Power (W)	LEDs (quantity)	Max Lumens (lm)	Control Systems	Beam	Phase Controller (m)	CCT	Finish
ELC503-03	*250*	*03(Max)*	*12*	*163*	**ET** *ON-OFF 24V DC Power Supply*	**A** *120°*	**0** *W/O Phase*	**27** *2700K* **30** *3000K* **40** *4000K*	**BK** *Black*
ELC505-06	*500*	*06(Max)*	*24*	*325*	**ET** *ON-OFF 24V DC Power Supply*	**A** *120°*	**0** *W/O Phase*	**27** *2700K* **30** *3000K* **40** *4000K*	**BK** *Black*
ELC510-12	*1000*	*12(Max)*	*48*	*649*	**ET** *ON-OFF 24V DC Power Supply*	**A** *120°*	**0** *W/O Phase*	**27** *2700K* **30** *3000K* **40** *4000K*	**BK** *Black*
ELC503-03	*250*	*03(Max)*	*12*	*163*	**MT** *DMX512 Dimming 24V DC Power Supply*	**A** *120°*	**1** *1 Phase* **4** *4 Phase* **8** *8 Phase*	**27** *2700K* **30** *3000K* **40** *4000K* **FC** *RGB* **FW** *RGBW*	**BK** *Black*
ELC505-06	*500*	*06(Max)*	*24*	*325*	**MT** *DMX512 Dimming 24V DC Power Supply*	**A** *120°*	**1** *1 Phase* **4** *4 Phase* **8** *8 Phase*	**27** *2700K* **30** *3000K* **40** *4000K* **FC** *RGB* **FW** *RGBW*	**BK** *Black*
ELC510-12	*1000*	*12(Max)*	*48*	*649*	**MT** *DMX512 Dimming 24V DC Power Supply*	**A** *120°*	**1** *1 Phase* **4** *4 Phase* **8** *8 Phase*	**27** *2700K* **30** *3000K* **40** *4000K* **FC** *RGB* **FW** *RGBW*	**BK** *Black*

Example : ELC503-03MT-A127BK

Light Distribution

ELC510

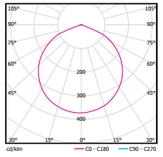

BEACON X3 | ACCENT C7



Frosted (Three-Sided Panel)



Optical

Specifications



- Body Material: Extruded polymer materials profile end cap
- Optical System: Three-Sided PC diffuser （Frosted）
  Clear lens (Optical)
- Finish: Environmentally safe powder coat
- Accessories/Brackets: Aluminum bracket
- Wiring: Please refer to wiring schematic diagram at the end of catalog
- LED Type: SMD
- LED Wattage, CCT, Lumen Output: 3W 3000K 270lm
  6W 3000K 540lm
  12W 3000K 1080m
- LED Lifetime: >50,000h-L70 / B10-Ta25℃ (LM-80/TM-21)
- CCT/CRI: 2700K/3000K/4000K, Ra80
- LED Color Consistency: 3 SDCM
- Net Weight: 0.45Kg/250mm, 0.65Kg/500mm, 0.95Kg/1000mm

Product Features/Optics



Advanced bicolor co-extrusion technology and three-sided panel lighting



2 *20°* **4** *40°* **6** *60°*

Product Parameters

Accent C7 Frosted



Model	Length (mm)	Power (W)	LEDs (quantity)	Max Lumens (lm)	Control Systems	Beam	Phase Controller (m)	CCT	Finish
ELC703-03	*250*	*03(Max)*	*24*	*177*	**ET** *ON-OFF 24V DC Power Supply*	**P** *Three-Sided Panel*	**0** *W/O Phase*	**27** *2700K* **30** *3000K* **40** *4000K*	**BK** *Black*
ELC705-06	*500*	*06(Max)*	*48*	*354*	**ET** *ON-OFF 24V DC Power Supply*	**P** *Three-Sided Panel*	**0** *W/O Phase*	**27** *2700K* **30** *3000K* **40** *4000K*	**BK** *Black*
ELC710-12	*1000*	*12(Max)*	*96*	*709*	**ET** *ON-OFF 24V DC Power Supply*	**P** *Three-Sided Panel*	**0** *W/O Phase*	**27** *2700K* **30** *3000K* **40** *4000K*	**BK** *Black*
ELC703-03	*250*	*03(Max)*	*24*	*177*	**MT** *DMX512 Dimming 24V DC Power Supply*	**P** *Three-Sided Panel*	**1** *1 Phase* **8** *8 Phase*	**27** *2700K* **30** *3000K* **40** *4000K*	**BK** *Black*
ELC705-06	*500*	*06(Max)*	*48*	*354*	**MT** *DMX512 Dimming 24V DC Power Supply*	**P** *Three-Sided Panel*	**1** *1 Phase* **8** *8 Phase*	**27** *2700K* **30** *3000K* **40** *4000K*	**BK** *Black*
ELC710-12	*1000*	*12(Max)*	*96*	*709*	**MT** *DMX512 Dimming 24V DC Power Supply*	**P** *Three-Sided Panel*	**1** *1 Phase* **8** *8 Phase*	**27** *2700K* **30** *3000K* **40** *4000K*	**BK** *Black*

Example : ELC710-12MT-P130BK

Accent C7 Optical



Model	Length (mm)	Power (W)	LEDs (quantity)	Max Lumens (lm)	Control Systems	Beam	Phase Controller (m)	CCT	Finish
ELC703-03	*250*	*03(Max)*	*18*	*177*	**ET** *ON-OFF 24V DC Power Supply*	**2** *20°* **4** *40°* **6** *60°*	**0** *W/O Phase*	**27** *2700K* **30** *3000K* **40** *4000K*	**BK** *Black*
ELC705-06	*500*	*06(Max)*	*36*	*358*	**ET** *ON-OFF 24V DC Power Supply*	**2** *20°* **4** *40°* **6** *60°*	**0** *W/O Phase*	**27** *2700K* **30** *3000K* **40** *4000K*	**BK** *Black*
ELC710-12	*1000*	*12(Max)*	*72*	*667*	**ET** *ON-OFF 24V DC Power Supply*	**2** *20°* **4** *40°* **6** *60°*	**0** *W/O Phase*	**27** *2700K* **30** *3000K* **40** *4000K*	**BK** *Black*
ELC703-03	*250*	*03(Max)*	*18*	*177*	**MT** *DMX512 Dimming 24V DC Power Supply*	**2** *20°* **4** *40°* **6** *60°*	**1** *1 Phase* **6** *6 Phase*	**27** *2700K* **30** *3000K* **40** *4000K*	**BK** *Black*
ELC705-06	*500*	*06(Max)*	*36*	*358*	**MT** *DMX512 Dimming 24V DC Power Supply*	**2** *20°* **4** *40°* **6** *60°*	**1** *1 Phase* **6** *6 Phase*	**27** *2700K* **30** *3000K* **40** *4000K*	**BK** *Black*
ELC710-12	*1000*	*12(Max)*	*72*	*667*	**MT** *DMX512 Dimming 24V DC Power Supply*	**2** *20°* **4** *40°* **6** *60°*	**1** *1 Phase* **6** *6 Phase*	**27** *2700K* **30** *3000K* **40** *4000K*	**BK** *Black*

Example : ELC710-12MT-2127BK

Light Distribution

ELC710 FROSTED

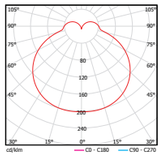

ELC710 OPTICAL

ELC710-12ET-2030BK

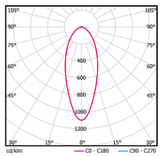

0° Aiming Angle

D(M)	LUX	W	L
1	709	0.3	0.3
2	177	0.7	0.7
3	79	1	1
4	44	1.3	1.3

ELC710-12ET-4030BK

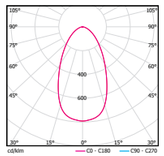

0° Aiming Angle

D(M)	LUX	W	L
1	517	0.8	0.8
2	129	1.5	1.5
3	57	2.3	2.3
4	32	3.1	3.1

ELC710-12ET-6030BK

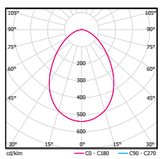

0° Aiming Angle

D(M)	LUX	W	L
1	255	1.6	1.6
2	64	3.3	3.3
3	28	4.9	4.9
4	16	6.6	6.6

Accessories

Model	Description	Picture	Drawing	Qty Suggested
ELC7-FB001	*Fixed Bracket*		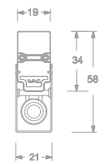	*n*+1*
ELC7-AB001	*Adjustable Bracket*		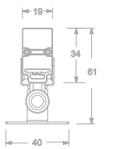	*2n**
ELF5-PC-CT002F	*ET Female connector*			*1pc per 14m*
ELF5-PC-CT002M	*ET Male connector*			*1pc per 14m*
ELF5-CC-CT002F	*MT Female connector*			*1pc per 14m*
ELF5-CC-CT002M	*MT Male connector*			*1pc per 14m*

Note：n=Number of luminaires

BEACON X3 | ACCENT C8





With Integrated lens

Specifications



- Body Material: Extruded aluminum profile, PC end cap
- Optical System: Integrated lens
- Finish: Environmentally safe powder coat
- Accessories/Brackets: Aluminum bracket
- Wiring: Please refer to wiring schematic diagram at the end of catalog
- LED Type: SMD
- LED Wattage, CCT, Lumen Output: 3W 3000K 315lm
  6W 3000K 630lm
  12W 3000K 1260m
- LED Lifetime: >50,000h-L70 / B10-Ta25℃ (LM-80/TM-21)
- CCT/CRI: RGBW, Ra80
- LED Color Consistency: 3 SDCM
- Net Weight: 0.25Kg/250mm, 0.45Kg/500mm, 0.85Kg/1000mm

Product Features/Optics



Integrated lens ensures uniform light output



1 *10°* **2** *20°*

Product Parameters

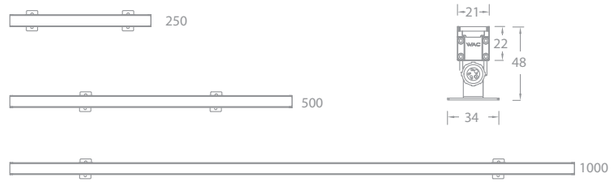

Model	Length (mm)	Power (W)	LEDs (quantity)	Max Lumens (lm)	Control Systems	Beam	Phase Controller (m)	CCT	Finish
ELC803-03	*250*	*03(Max)*	*12*	*190*	**ET** *ON-OFF 24V DC Power Supply*	**A** *120°*	**0** *W/O Phase*	**27** *2700K* **30** *3000K* **40** *4000K*	**BK** *Black*
ELC805-06	*500*	*06(Max)*	*24*	*365*	**ET** *ON-OFF 24V DC Power Supply*	**A** *120°*	**0** *W/O Phase*	**27** *2700K* **30** *3000K* **40** *4000K*	**BK** *Black*
ELC810-12	*1000*	*12(Max)*	*48*	*721*	**ET** *ON-OFF 24V DC Power Supply*	**A** *120°*	**0** *W/O Phase*	**27** *2700K* **30** *3000K* **40** *4000K*	**BK** *Black*
ELC803-03	*250*	*03(Max)*	*12*	*190*	**MT** *DMX512 Dimming 24V DC Power Supply*	**A** *120°*	**1** *1 Phase* **8** *8 Phase*	**27** *2700K* **30** *3000K* **40** *4000K* **F3** *RGBW(3000K)* **F4** *RGBW(4000K)* **F6** *RGBW(5700K)*	**BK** *Black*
ELC805-06	*500*	*06(Max)*	*24*	*365*	**MT** *DMX512 Dimming 24V DC Power Supply*	**A** *120°*	**1** *1 Phase* **8** *8 Phase*	**27** *2700K* **30** *3000K* **40** *4000K* **F3** *RGBW(3000K)* **F4** *RGBW(4000K)* **F6** *RGBW(5700K)*	**BK** *Black*
ELC810-12	*1000*	*12(Max)*	*48*	*721*	**MT** *DMX512 Dimming 24V DC Power Supply*	**A** *120°*	**1** *1 Phase* **8** *8 Phase*	**27** *2700K* **30** *3000K* **40** *4000K* **F3** *RGBW(3000K)* **F4** *RGBW(4000K)* **F6** *RGBW(5700K)*	**BK** *Black*

Example : ELC810-12ET-A027BK

Product Parameters

With Integrated lens



Model	Length (mm)	Power (W)	LEDs (quantity)	Max Lumens (lm)	Control Systems	Beam	Phase Controller (m)	CCT	Finish
ELC803-03	*250*	*03(Max)*	*18*	*102*	**ET** *ON-OFF 24V DC Power Supply*	**1** *10° Integrated lens* **2** *20° Integrated lens*	**0** *W/O Phase*	**27** *2700K* **30** *3000K* **40** *4000K*	**BK** *Black*
ELC805-06	*500*	*06(Max)*	*36*	*205*	**ET** *ON-OFF 24V DC Power Supply*	**1** *10° Integrated lens* **2** *20° Integrated lens*	**0** *W/O Phase*	**27** *2700K* **30** *3000K* **40** *4000K*	**BK** *Black*
ELC810-12	*1000*	*12(Max)*	*72*	*410*	**ET** *ON-OFF 24V DC Power Supply*	**1** *10° Integrated lens* **2** *20° Integrated lens*	**0** *W/O Phase*	**27** *2700K* **30** *3000K* **40** *4000K*	**BK** *Black*
ELC803-03	*250*	*03(Max)*	*18*	*102*	**MT** *DMX512 Dimming 24V DC Power Supply*	**1** *10° Integrated lens* **2** *20° Integrated lens*	**1** *1 Phase* **B** *12 Phase*	**27** *2700K* **30** *3000K* **40** *4000K*	**BK** *Black*
ELC805-06	*500*	*06(Max)*	*36*	*205*	**MT** *DMX512 Dimming 24V DC Power Supply*	**1** *10° Integrated lens* **2** *20° Integrated lens*	**1** *1 Phase* **B** *12 Phase*	**27** *2700K* **30** *3000K* **40** *4000K*	**BK** *Black*
ELC810-12	*1000*	*12(Max)*	*72*	*410*	**MT** *DMX512 Dimming 24V DC Power Supply*	**1** *10° Integrated lens* **2** *20° Integrated lens*	**1** *1 Phase* **B** *12 Phase*	**27** *2700K* **30** *3000K* **40** *4000K*	**BK** *Black*

Example : ELC810-12ET-1027BK

Light Distribution

ELC810

ELC810-12ET-1030BK

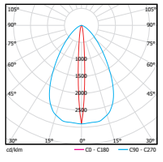

ELC810-12ET-2030BK

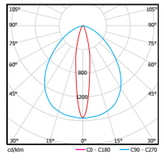

Accessories

Model	Description	Picture	Drawing	Qty Suggested
ELC8-CB12025-BK	*Cover 250mm*		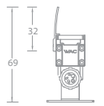	
ELC8-CB12050-BK	*Cover 500mm*			
ELC8-CB12100-BK	*Cover 1000mm*			
ELF5-PC-CT002F	*ET Female connector*			*1pc per 14m*
ELF5-PC-CT002M	*ET Male connector*			*1pc per 14m*
ELF5-CC-CT002F	*MT Female connector*			*1pc per 14m*
ELF5-CC-CT002M	*MT Male connector*			*1pc per 14m*

BEACON X3 | ACCENT D1 D2 D3



D1



D2



D3

Specifications

IP66 | 50℃ -20℃ | V Input 24V DC | DMX | CCT Tunable

- Body Material: Extruded aluminum profile, PC end cap
- Optical System: Three-Sided PC diffuser
- Finish: Environmentally safe powder coat
- Accessories/Brackets: Aluminum bracket
- Wiring: Please refer to wiring schematic diagram at the end of catalog
- LED Type: SMD
- LED Wattage, CCT, Lumen Output:
  D1: 3W 3000K 315lm / 6W 3000K 630lm / 12W 3000K 1260lm
  D2: 4W 3000K 430lm / 8W 3000K 860lm / 16W 3000K 1720lm
  D3: 5W 3000K 4575lm / 10W 3000K 1150lm / 20W 3000K 2300lm
- LED Lifetime: >50,000h-L70 / B10-Ta25℃ (LM-80/TM-21)
- CCT/CRI: 2700K/3000K/4000K, Ra80; RGBW, Tunable White
- LED Color Consistency: 3 SDCM WHITE, 5 SDCM RGBW
- Net Weight:
  D1: 0.18Kg/250mm, 0.35Kg/500mm, 0.7Kg/1000mm
  D2: 0.29Kg/250mm, 0.58Kg/500mm, 1.16Kg/1000mm
  D3: 0.39Kg/250mm, 0.578Kg/500mm, 1.56Kg/1000mm

Product Features/Optics



Advanced bicolor co-extrusion

Product Parameters



Model	Length (mm)	Power (W)	LEDs (quantity)	Max Lumens (lm)	Control Systems	Beam	Phase Controller (m)	CCT	Finish
ELD103-03	*250*	*03(Max)*	*12*	*81*	**ET** *ON-OFF 24V DC Power Supply*	**P** *Three-Sided Panel*	**0** *W/O Phase*	**27** *2700K* **30** *3000K* **40** *4000K*	**BK** *Black*
ELD105-06	*500*	*06(Max)*	*24*	*162*	**ET** *ON-OFF 24V DC Power Supply*	**P** *Three-Sided Panel*	**0** *W/O Phase*	**27** *2700K* **30** *3000K* **40** *4000K*	**BK** *Black*
ELD110-12	*1000*	*12(Max)*	*48*	*323*	**ET** *ON-OFF 24V DC Power Supply*	**P** *Three-Sided Panel*	**0** *W/O Phase*	**27** *2700K* **30** *3000K* **40** *4000K*	**BK** *Black*
ELD103-03	*250*	*03(Max)*	*12*	*81*	**MT** *DMX512 Dimming 24V DC Power Supply*	**P** *Three-Sided Panel*	**1** *1 Phase* **8** *8 Phase*	**27** *2700K* **30** *3000K* **40** *4000K* **F3** *RGBW(3000K)* **F4** *RGBW(4000K)* **F6** *RGBW(5700K)* **CC** *Tunable White*	**BK** *Black*
ELD105-06	*500*	*06(Max)*	*24*	*162*	**MT** *DMX512 Dimming 24V DC Power Supply*	**P** *Three-Sided Panel*	**1** *1 Phase* **8** *8 Phase*	**27** *2700K* **30** *3000K* **40** *4000K* **F3** *RGBW(3000K)* **F4** *RGBW(4000K)* **F6** *RGBW(5700K)* **CC** *Tunable White*	**BK** *Black*
ELD110-12	*1000*	*12(Max)*	*48*	*323*	**MT** *DMX512 Dimming 24V DC Power Supply*	**P** *Three-Sided Panel*	**1** *1 Phase* **8** *8 Phase*	**27** *2700K* **30** *3000K* **40** *4000K* **F3** *RGBW(3000K)* **F4** *RGBW(4000K)* **F6** *RGBW(5700K)* **CC** *Tunable White*	**BK** *Black*

Example : ELD110-12MT-P127BK

Product Parameters



Model	Length (mm)	Power (W)	LEDs (quantity)	Max Lumens (lm)	Control Systems	Beam	Phase Controller (m)	CCT	Finish
ELD203-04	*250*	*04(Max)*	*18*	*134*	**ET** *ON-OFF 24V DC Power Supply*	**P** *Three-Sided Panel*	**0** *W/O Phase*	**27** *2700K* **30** *3000K* **40** *4000K*	**BK** *Black*
ELD205-08	*500*	*08(Max)*	*36*	*267*	**ET** *ON-OFF 24V DC Power Supply*	**P** *Three-Sided Panel*	**0** *W/O Phase*	**27** *2700K* **30** *3000K* **40** *4000K*	**BK** *Black*
ELD210-16	*1000*	*16(Max)*	*72*	*534*	**ET** *ON-OFF 24V DC Power Supply*	**P** *Three-Sided Panel*	**0** *W/O Phase*	**27** *2700K* **30** *3000K* **40** *4000K*	**BK** *Black*
ELD203-04	*250*	*04(Max)*	*18*	*134*	**MT** *DMX512 Dimming 24V DC Power Supply*	**P** *Three-Sided Panel*	**1** *1 Phase* **B** *12 Phase*	**27** *2700K* **30** *3000K* **40** *4000K* **F3** *RGBW(3000K)* **F4** *RGBW(4000K)* **F6** *RGBW(5700K)* **CC** *Tunable White*	**BK** *Black*
ELD205-08	*500*	*08(Max)*	*36*	*267*	**MT** *DMX512 Dimming 24V DC Power Supply*	**P** *Three-Sided Panel*	**1** *1 Phase* **B** *12 Phase*	**27** *2700K* **30** *3000K* **40** *4000K* **F3** *RGBW(3000K)* **F4** *RGBW(4000K)* **F6** *RGBW(5700K)* **CC** *Tunable White*	**BK** *Black*
ELD210-16	*1000*	*16(Max)*	*72*	*534*	**MT** *DMX512 Dimming 24V DC Power Supply*	**P** *Three-Sided Panel*	**1** *1 Phase* **B** *12 Phase*	**27** *2700K* **30** *3000K* **40** *4000K* **F3** *RGBW(3000K)* **F4** *RGBW(4000K)* **F6** *RGBW(5700K)* **CC** *Tunable White*	**BK** *Black*

Example : ELD210-16ET-P027BK

Product Parameters

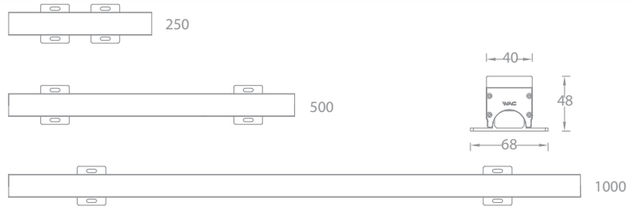

Model	Length (mm)	Power (W)	LEDs (quantity)	Max Lumens (lm)	Control Systems	Beam	Phase Controller (m)	CCT	Finish
ELD303-05	*250*	*05(Max)*	*18*	*202*	**ET** *ON-OFF 24V DC Power Supply*	**P** *Three-Sided Panel*	**0** *W/O Phase*	**27** *2700K* **30** *3000K* **40** *4000K*	**BK** *Black*
ELD305-10	*500*	*10(Max)*	*36*	*403*	**ET** *ON-OFF 24V DC Power Supply*	**P** *Three-Sided Panel*	**0** *W/O Phase*	**27** *2700K* **30** *3000K* **40** *4000K*	**BK** *Black*
ELD310-20	*1000*	*20(Max)*	*72*	*806*	**ET** *ON-OFF 24V DC Power Supply*	**P** *Three-Sided Panel*	**0** *W/O Phase*	**27** *2700K* **30** *3000K* **40** *4000K*	**BK** *Black*
ELD303-05	*250*	*05(Max)*	*18*	*202*	**MT** *DMX512 Dimming 24V DC Power Supply*	**P** *Three-Sided Panel*	**1** *1 Phase* **B** *12 Phase*	**27** *2700K* **30** *3000K* **40** *4000K* **F3** *RGBW(3000K)* **F4** *RGBW(4000K)* **F6** *RGBW(5700K)* **CC** *Tunable White*	**BK** *Black*
ELD305-10	*500*	*10(Max)*	*36*	*403*	**MT** *DMX512 Dimming 24V DC Power Supply*	**P** *Three-Sided Panel*	**1** *1 Phase* **B** *12 Phase*	**27** *2700K* **30** *3000K* **40** *4000K* **F3** *RGBW(3000K)* **F4** *RGBW(4000K)* **F6** *RGBW(5700K)* **CC** *Tunable White*	**BK** *Black*
ELD310-20	*1000*	*20(Max)*	*72*	*806*	**MT** *DMX512 Dimming 24V DC Power Supply*	**P** *Three-Sided Panel*	**1** *1 Phase* **B** *12 Phase*	**27** *2700K* **30** *3000K* **40** *4000K* **F3** *RGBW(3000K)* **F4** *RGBW(4000K)* **F6** *RGBW(5700K)* **CC** *Tunable White*	**BK** *Black*

Example : ELD310-20MT-PBF3BK

Light Distribution

ELD110

ELD110-12MT-P830BK

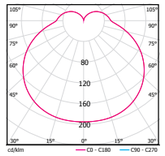

ELD110-12MT-P8F3BK

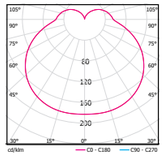

ELD205

ELD205-08MT-PBF3BK

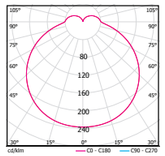

ELD310

ELD310-20MT-PB30BK

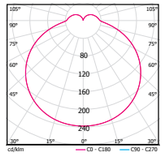

ELD310-20MT-PBF3BK

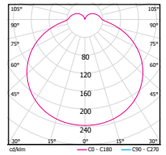

Accessories

Model	Description	Picture	Drawing	Qty Suggested
ELF5-PC-CT002F	*ON-OFF Female connector*			*1 pc per 14m(ELD1)* *1 pc per 10m(ELD2)* *1 pc per 8m(ELD3)*
ELF5-PC-CT002M	*ON-OFF Male connector*			*1 pc per 14m(ELD1)* *1 pc per 10m(ELD2)* *1 pc per 8m(ELD3)*
ELF5-CC-CT002F	*DMX512 Dimming Female connector*		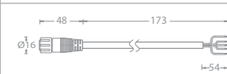	*1 pc per 14m(ELD1)* *1 pc per 10m(ELD2)* *1 pc per 8m(ELD3)*
ELF5-CC-CT002M	*DMX512 Dimming Male connector*			*1 pc per 14m(ELD1)* *1 pc per 10m(ELD2)* *1 pc per 8m(ELD3)*

BEACON X5 | MINI FLOOD III



Specifications

IP66 | 50 C / -20 C | Input 24V DC | Dimmable | DMX

- Body Material: Extruded aluminum profile, PC end cap
- Optical System: Clear Lens included
- Finish: Environmentally safe powder coat
- Accessories/Brackets: Adjust fixture vertically +/-90°
- Wiring: Please refer to wiring schematic diagram at the end of catalog
- LED Type: SMD
- LED Wattage, CCT, Lumen Output:
  ELF505: 09W 3000K 954lm / 12W 3000K 1280lm / 18W 3000K 1920lm
  ELF510:18W 3000K 1908lm / 24W 3000K 2560lm / 36W 3000K 3840lm
- LED Lifetime: >50,000h-L70 / B10-Ta25℃ (LM-80/TM-21)
- CCT/CRI: 2700K / 3000K / 4000K, Ra80
- LED Color Consistency: 3 SDCM
- Net Weight: 0.5Kg/500mm, 1.1Kg/1000mm

Product Features/Optics



1 *15°* **2** *23°* **3** *33°* **4** *41°* **F** *23°x48°*

Product Parameters

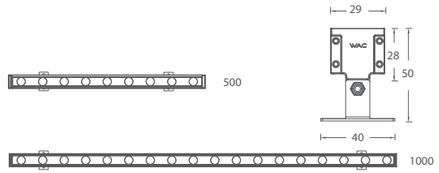

Model	Length (mm)	Power (W)	LEDs (quantity)	Max Lumens (lm)	Control Systems	Beam	CCT	Finish
ELF505-09	*500*	*09(Max)*	*9*	*911*	**ET** *ON-OFF 24V DC Power Supply* **MT** *DMX512 Dimming 24V DC Power Supply* **DT** *0-10V Dimming 24V DC Power Supply*	**1** *15°* **2** *23°* **3** *33°* **4** *41°* **F** *23°x48°*	**27** *2700K* **30** *3000K* **40** *4000K*	**BK** *Black*
ELF505-12	*500*	*12(Max)*	*12*	*1167*	**ET** *ON-OFF 24V DC Power Supply* **MT** *DMX512 Dimming 24V DC Power Supply* **DT** *0-10V Dimming 24V DC Power Supply*	**1** *15°* **2** *23°* **3** *33°* **4** *41°* **F** *23°x48°*	**27** *2700K* **30** *3000K* **40** *4000K*	**BK** *Black*
ELF505-18	*500*	*18(Max)*	*15*	*1613*	**ET** *ON-OFF 24V DC Power Supply* **MT** *DMX512 Dimming 24V DC Power Supply* **DT** *0-10V Dimming 24V DC Power Supply*	**1** *15°* **2** *23°* **3** *33°* **4** *41°* **F** *23°x48°*	**27** *2700K* **30** *3000K* **40** *4000K*	**BK** *Black*
ELF510-18	*1000*	*18(Max)*	*18*	*1822*	**ET** *ON-OFF 24V DC Power Supply* **MT** *DMX512 Dimming 24V DC Power Supply* **DT** *0-10V Dimming 24V DC Power Supply*	**1** *15°* **2** *23°* **3** *33°* **4** *41°* **F** *23°x48°*	**27** *2700K* **30** *3000K* **40** *4000K*	**BK** *Black*
ELF510-24	*1000*	*24(Max)*	*24*	*2334*	**ET** *ON-OFF 24V DC Power Supply* **MT** *DMX512 Dimming 24V DC Power Supply* **DT** *0-10V Dimming 24V DC Power Supply*	**1** *15°* **2** *23°* **3** *33°* **4** *41°* **F** *23°x48°*	**27** *2700K* **30** *3000K* **40** *4000K*	**BK** *Black*
ELF510-36	*1000*	*36(Max)*	*30*	*3226*	**ET** *ON-OFF 24V DC Power Supply* **MT** *DMX512 Dimming 24V DC Power Supply* **DT** *0-10V Dimming 24V DC Power Supply*	**1** *15°* **2** *23°* **3** *33°* **4** *41°* **F** *23°x48°*	**27** *2700K* **30** *3000K* **40** *4000K*	**BK** *Black*

Example : ELF510-18ET-127BK

Light Distribution

ELF510-18

ELF510-18ET-130BK

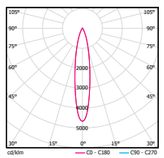

0° Aiming Angle

D(M)	LUX	W	L
1	8495	0.3	0.3
2	2124	0.7	0.7
3	944	1.0	1.0
4	531	1.4	1.4

ELF510-18ET-230BK

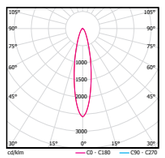

0° Aiming Angle

D(M)	LUX	W	L
1	4427	0.5	0.5
2	1107	1.0	1.0
3	492	1.5	1.5
4	277	2.0	2.0

ELF510-18ET-330BK

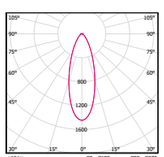

0° Aiming Angle

D(M)	LUX	W	L
1	2294	0.7	0.7
2	574	1.5	1.5
3	255	2.2	2.2
4	143	3.0	3.0

ELF510-18ET-430BK

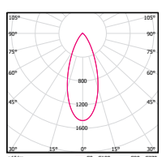

0° Aiming Angle

D(M)	LUX	W	L
1	2705	0.8	0.8
2	676	1.6	1.6
3	301	2.4	2.4
4	169	3.2	3.2

ELF510-24

ELF510-24ET-130BK

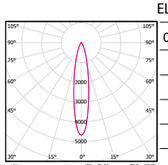

0° Aiming Angle

D(M)	LUX	W	L
1	10888	0.3	0.3
2	2722	0.7	0.7
3	1210	1.0	1.0
4	681	1.4	1.4

ELF510-24ET-230BK

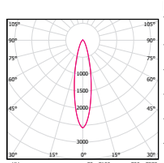

0° Aiming Angle

D(M)	LUX	W	L
1	5674	0.5	0.5
2	1419	1.0	1.0
3	630	1.5	1.5
4	355	2.0	2.0

ELF510-24ET-330BK

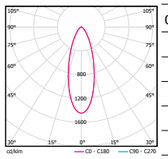

0° Aiming Angle

D(M)	LUX	W	L
1	2940	0.7	0.7
2	735	1.5	1.5
3	327	2.2	2.2
4	184	3.0	3.0

ELF510-24ET-430BK

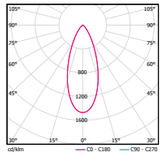

0° Aiming Angle

D(M)	LUX	W	L
1	3468	0.8	0.8
2	867	1.6	1.6
3	385	2.4	2.4
4	217	3.2	3.2

ELF510-36

ELF510-36ET-130BK

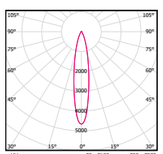

0° Aiming Angle

D(M)	LUX	W	L
1	15049	0.3	0.3
2	3762	0.7	0.7
3	1672	1.0	1.0
4	941	1.4	1.4

ELF510-36ET-230BK

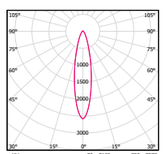

0° Aiming Angle

D(M)	LUX	W	L
1	7842	0.5	0.5
2	1961	1.0	1.0
3	871	1.5	1.5
4	490	2.0	2.0

ELF510-36ET-330BK

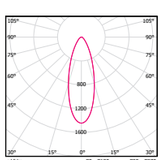

0° Aiming Angle

D(M)	LUX	W	L
1	4064	0.7	0.7
2	1016	1.5	1.5
3	452	2.2	2.2
4	254	3.0	3.0

ELF510-36ET-430BK

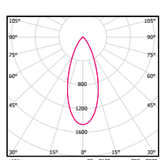

0° Aiming Angle

D(M)	LUX	W	L
1	4793	0.8	0.8
2	1198	1.6	1.6
3	533	2.4	2.4
4	300	3.2	3.2

Accessories

Model	Description	Picture	Drawing	Quantity Suggested
ELF5-CB050-BK	*500mm Cover*		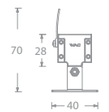	
ELF5-CB100-BK	*1000mm Cover*			
ELF5-GB18050-BK	*Grilling 9W 500mm*		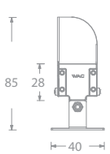	
ELF5-GB24050-BK	*Grilling 12W 500mm*			
ELF5-GB36050-BK	*Grilling 18W 500mm*			
ELF5-GB18100-BK	*Grilling 18W 1000mm*			
ELF5-GB24100-BK	*Grilling 24W 1000mm*			
ELF5-GB36100-BK	*Grilling 36W 1000mm*			
ELF5-PC-CT002F	*ET Female connector*			*1pc per 7m*
ELF5-PC-CT002M	*ET Male connector*			*1pc per 7m*
ELF5-CC-CT002F	*MT Female connector*			*1pc per 7m*
ELF5-CC-CT002M	*MT Male sconnector*			*1pc per 7m*

BEACON X5 | MINI FLOOD IV



Single Lens



Integrated lens

Specifications



- Body Material: Extruded aluminum profile, PC end cap
- Optical System: Clear Lens included
- Finish: Environmentally safe powder coat
- Accessories/Brackets: Adjust fixture vertically +/-90°
- Wiring: Please refer to wiring schematic diagram at the end of catalog
- LED Type: ELF6 High Power LED ELF7 SMD
- LED Wattage, CCT, Lumen Output:
  ELF610: 24W 3000K 2760lm / 36W 3000K 4140lm / 48W 3000K 5520lm
  ELF710: 24W 3000K 2520lm
- LED Lifetime: >50,000h-L70 / B10-Ta25℃ (LM-80/TM-21)
- CCT/CRI: Mono White, Ra90 ; RGBW, Ra80
- LED Color Consistency: 3 SDCM
- Net Weight:
  ELF6: 0.32Kg/250mm ELF7: 0.26Kg/250mm

Product Features/Optics



Product Parameters

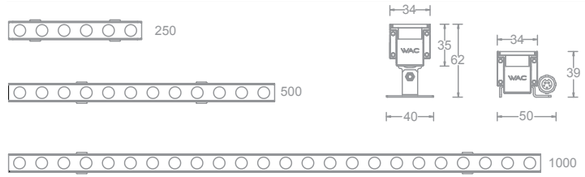

Model	Length (mm)	Power (W)	LEDs (quantity)	Max Lumens (lm)	Control Systems	Beam	Power Feed Type	CCT	Finish
ELF603-06	*250*	*06(Max)*	*6*	*503*	**ET** *ON-OFF 24V DC Power Supply* **DT** *0-10V Dimming 24V DC Power Supply* **MT** *DMX512 Dimming 24V DC Power Supply*	**V** *6°* **S** *9°* **J** *14°x40°*	**B** *Bottom* **S** *Side*	**27** *2700K* **30** *3000K* **40** *4000K*	**BK** *Black*
ELF603-09	*250*	*09(Max)*	*6*	*755*	**ET** *ON-OFF 24V DC Power Supply* **DT** *0-10V Dimming 24V DC Power Supply* **MT** *DMX512 Dimming 24V DC Power Supply*	**V** *6°* **S** *9°* **J** *14°x40°*	**B** *Bottom* **S** *Side*	**27** *2700K* **30** *3000K* **40** *4000K*	**BK** *Black*
ELF603-12	*250*	*12(Max)*	*6*	*1006*	**ET** *ON-OFF 24V DC Power Supply* **DT** *0-10V Dimming 24V DC Power Supply* **MT** *DMX512 Dimming 24V DC Power Supply*	**V** *6°* **S** *9°* **J** *14°x40°*	**B** *Bottom* **S** *Side*	**27** *2700K* **30** *3000K* **40** *4000K*	**BK** *Black*
ELF605-12	*500*	*12(Max)*	*9*	*1006*	**ET** *ON-OFF 24V DC Power Supply* **DT** *0-10V Dimming 24V DC Power Supply* **MT** *DMX512 Dimming 24V DC Power Supply*	**V** *6°* **S** *9°* **J** *14°x40°*	**B** *Bottom* **S** *Side*	**27** *2700K* **30** *3000K* **40** *4000K*	**BK** *Black*
ELF605-18	*500*	*18(Max)*	*12*	*1509*	**ET** *ON-OFF 24V DC Power Supply* **DT** *0-10V Dimming 24V DC Power Supply* **MT** *DMX512 Dimming 24V DC Power Supply*	**V** *6°* **S** *9°* **J** *14°x40°*	**B** *Bottom* **S** *Side*	**27** *2700K* **30** *3000K* **40** *4000K*	**BK** *Black*
ELF605-24	*500*	*24(Max)*	*15*	*2012*	**ET** *ON-OFF 24V DC Power Supply* **DT** *0-10V Dimming 24V DC Power Supply* **MT** *DMX512 Dimming 24V DC Power Supply*	**V** *6°* **S** *9°* **J** *14°x40°*	**B** *Bottom* **S** *Side*	**27** *2700K* **30** *3000K* **40** *4000K*	**BK** *Black*
ELF610-24	*1000*	*24(Max)*	*18*	*2011*	**ET** *ON-OFF 24V DC Power Supply* **DT** *0-10V Dimming 24V DC Power Supply* **MT** *DMX512 Dimming 24V DC Power Supply*	**V** *6°* **S** *9°* **J** *14°x40°*	**B** *Bottom* **S** *Side*	**27** *2700K* **30** *3000K* **40** *4000K*	**BK** *Black*
ELF610-36	*1000*	*36(Max)*	*24*	*3017*	**ET** *ON-OFF 24V DC Power Supply* **DT** *0-10V Dimming 24V DC Power Supply* **MT** *DMX512 Dimming 24V DC Power Supply*	**V** *6°* **S** *9°* **J** *14°x40°*	**B** *Bottom* **S** *Side*	**27** *2700K* **30** *3000K* **40** *4000K*	**BK** *Black*
ELF610-48	*1000*	*48(Max)*	*30*	*4023*	**ET** *ON-OFF 24V DC Power Supply* **DT** *0-10V Dimming 24V DC Power Supply* **MT** *DMX512 Dimming 24V DC Power Supply*	**V** *6°* **S** *9°* **J** *14°x40°*	**B** *Bottom* **S** *Side*	**27** *2700K* **30** *3000K* **40** *4000K*	**BK** *Black*
ELF605-36	*1000*	*36(Max)*	*12*	*693*	**MT** *DMX512 Dimming 24V DC Power Supply*	**1** *19°* **2** *26°* **3** *39°* **5** *51°* **F** *22°x45°*	**B** *Bottom* **S** *Side*	**F3** *RGBW (3000K)* **F4** *RGBW (4000K)* **F6** *RGBW (5700K)*	**BK** *Black*
ELF610-48	*1000*	*48(Max)*	*24*	*1385*	**MT** *DMX512 Dimming 24V DC Power Supply*	**1** *19°* **2** *26°* **3** *39°* **5** *51°* **F** *22°x45°*	**B** *Bottom* **S** *Side*	**F3** *RGBW (3000K)* **F4** *RGBW (4000K)* **F6** *RGBW (5700K)*	**BK** *Black*

Example : ELF610-48ET-VB27BK

Product Parameters

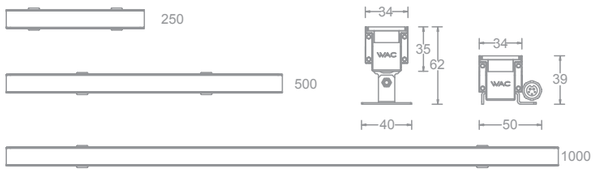

Model	Length (mm)	Power (W)	LEDs (quantity)	Max Lumens (lm)	Control Systems	Beam	Power Feed Type	CCT	Finish
ELF703-06	*250*	*06(Max)*	*24*	*503*	**ET** *ON-OFF 24V DC Power Supply* **DT** *0-10V Dimming 24V DC Power Supply* **MT** *DMX512 Dimming 24V DC Power Supply*	**1** *10° Integrated lens* **2** *20°Integrated lens*	**B** *Bottom* **S** *Side*	**27** *2700K* **30** *3000K* **40** *4000K*	**BK** *Black*
ELF705-12	*500*	*12(Max)*	*48*	*1006*	**ET** *ON-OFF 24V DC Power Supply* **DT** *0-10V Dimming 24V DC Power Supply* **MT** *DMX512 Dimming 24V DC Power Supply*	**1** *10° Integrated lens* **2** *20°Integrated lens*	**B** *Bottom* **S** *Side*	**27** *2700K* **30** *3000K* **40** *4000K*	**BK** *Black*
ELF710-24	*1000*	*24(Max)*	*96*	*2011*	**ET** *ON-OFF 24V DC Power Supply* **DT** *0-10V Dimming 24V DC Power Supply* **MT** *DMX512 Dimming 24V DC Power Supply*	**1** *10° Integrated lens* **2** *20°Integrated lens*	**B** *Bottom* **S** *Side*	**27** *2700K* **30** *3000K* **40** *4000K*	**BK** *Black*

Example : ELF710-24ET-1B27BK

Light Distribution

ELF610

ELF610-48ET-VB30BK

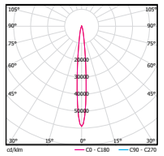

0° Aiming Angle

D(M)	LUX	W	L
1	145296	0.1	0.1
2	36324	0.2	0.2
3	16144	0.3	0.3
4	9081	0.4	0.4

ELF610-48ET-SB30BK

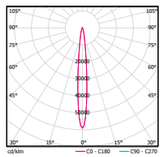

0° Aiming Angle

D(M)	LUX	W	L
1	59001	0.2	0.2
2	14750	0.3	0.3
3	6556	0.5	0.5
4	3688	0.6	0.6

ELF610-48MT-1BF3BK

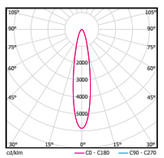

0° Aiming Angle

D(M)	LUX	W	L
1	5921	0.3	0.3
2	1480	0.7	0.7
3	658	1.0	1.0
4	370	1.3	1.3

ELF610-48MT-2BF3BK

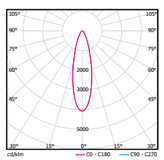

0° Aiming Angle

D(M)	LUX	W	L
1	4077	0.5	0.5
2	1019	0.9	0.9
3	453	1.4	1.4
4	255	1.8	1.8

ELF610-48MT-3BF3BK

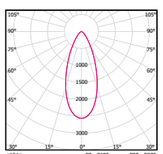

0° Aiming Angle

D(M)	LUX	W	L
1	2563	0.7	0.7
2	641	1.4	1.4
3	285	2.1	2.1
4	160	2.8	2.8

ELF610-48MT-5BF3BK

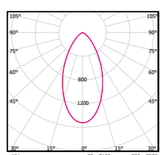

0° Aiming Angle

D(M)	LUX	W	L
1	1525	1.0	1.0
2	381	1.9	1.9
3	169	2.9	2.9
4	95	3.8	3.8

Light Distribution

ELF610-48MT-FBF3BK

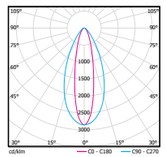

ELF610-48MT-JS30BK

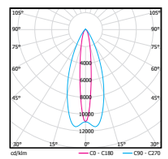

ELF710

ELF710-24MT-1B27BK

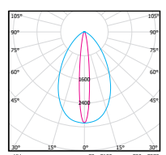

ELF710-24MT-2B27BK

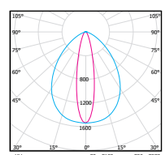

Accessories

Model	Description	Picture	Drawing	Quantity Suggested
ELF6-CB48025-BK	*250mm Cover*			
ELF6-CB48050-BK	*500mm Cover*			
ELF6-CB48100-BK	*1000mm Cover*			
ELF6-GB48025-BK	*Grilling 250mm*	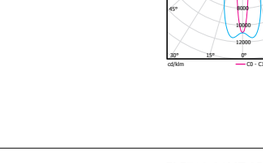		*RGBW VERSION ONLY SUITABLE FOR ELF6-GB36050-BK ELF6-GB36100-BK*
ELF6-GB24050-BK	*Grilling 12W 500mm*			
ELF6-GB36050-BK	*Grilling 18W 500mm*			
ELF6-GB48050-BK	*Grilling 24W 500mm*			
ELF6-GB24100-BK	*Grilling 24W 1000mm*			
ELF6-GB36100-BK	*Grilling 36W 1000mm*			
ELF6-GB48100-BK	*Grilling 48W 1000mm*			
ELF5-PC-CT002F	*ET Female connector*			*48W/M 1 pc per 4m 36W/M 1 pc per 6m 24W/M 1 pc per 8m*
ELF5-PC-CT002M	*ET Male connector*			*48W/M 1 pc per 4m 36W/M 1 pc per 6m 24W/M 1 pc per 8m*
ELF5-CC-CT002F	*MT Female connector*			*48W/M 1 pc per 4m 36W/M 1 pc per 6m 24W/M 1 pc per 8m*
ELF5-CC-CT002M	*MT Male sconnector*			*48W/M 1 pc per 4m 36W/M 1 pc per 6m 24W/M 1 pc per 8m*

BEACON X7 | GRAZE II



Specifications

IP66 | 50℃ -20℃ | High CRI | Input 24V DC | DMX | CCT Tunable

- Body Material: Extruded aluminum profile, die-cast aluminum end cap
- Optical System: Clear Lens included
- Finish: Environmentally safe powder coat
- Accessories/Brackets: Adjust fixture vertically +/-70°
- Wiring: Please refer to wiring schematic diagram at the end of catalog
- LED Type: High Power LED
- LED Wattage, CCT, Lumen Output: 14W 3000K 966lm
  28W 3000K 1932lm
  56W 3000K 3864lm
- LED Lifetime: >50,000h-L70 /B10-Ta25℃ (LM-80/TM-21)
- CCT/CRI: Mono White, Ra90 ; RGBW, Ra80
- LED Color Consistency: 3 SDCM(MONO)
- Net Weight: 1.3Kg/500mm, 2.8Kg/1000mm

Product Features/Optics



V *5°* **S** *9°* **1** *17°* **2** *22°* **3** *33°* **5** *51°* **E** *9°x15°* **J** *15°x43°*

Product Parameters

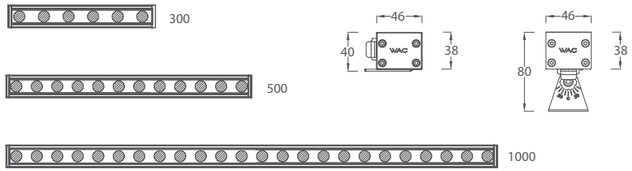

Model	Length (mm)	Power (W)	LEDs (quantity)	Max Lumens (lm)	Control Systems	Beam	Power Feed Type	CCT	Finish
ELS203-14	*300*	*14(Max)*	*6*	*949*	**ET** *ON-OFF 24V DC Power Supply* **EC** *Max 700mA Drive* **MT** *DMX512 Dimming 24V DC Power Supply*	**V** *5°* **S** *9°* **1** *17°* **2** *22°* **3** *33°* **5** *51°* **E** *9°×15°* **G** *15°×43°*	**B** *Bottom* **S** *Side*	**27** *2700K* **30** *3000K* **40** *4000K*	**BK** *Black*
ELS205-28	*500*	*28(Max)*	*12*	*1898*	**ET** *ON-OFF 24V DC Power Supply* **EC** *Max 700mA Drive* **MT** *DMX512 Dimming 24V DC Power Supply*	**V** *5°* **S** *9°* **1** *17°* **2** *22°* **3** *33°* **5** *51°* **E** *9°×15°* **G** *15°×43°*	**B** *Bottom* **S** *Side*	**27** *2700K* **30** *3000K* **40** *4000K*	**BK** *Black*
ELS210-56	*1000*	*56(Max)*	*24*	*3795*	**ET** *ON-OFF 24V DC Power Supply* **EC** *Max 700mA Drive* **MT** *DMX512 Dimming 24V DC Power Supply*	**V** *5°* **S** *9°* **1** *17°* **2** *22°* **3** *33°* **5** *51°* **E** *9°×15°* **G** *15°×43°*	**B** *Bottom* **S** *Side*	**27** *2700K* **30** *3000K* **40** *4000K*	**BK** *Black*
ELS203-14	*300*	*14(Max)*	*6*	*515*	**MT** *DMX512 Dimming 24V DC Power Supply*	**1** *19°* **2** *26°* **3** *39°* **4** *49°* **F** *20°×45°*	**B** *Bottom* **S** *Side*	**F3** *RGBW(3000K)* **F4** *RGBW(4000K)* **F6** *RGBW(5700K)* **CC** *Tunable White*	**BK** *Black*
ELS205-28	*500*	*28(Max)*	*12*	*1030*	**MT** *DMX512 Dimming 24V DC Power Supply*	**1** *19°* **2** *26°* **3** *39°* **4** *49°* **F** *20°×45°*	**B** *Bottom* **S** *Side*	**F3** *RGBW(3000K)* **F4** *RGBW(4000K)* **F6** *RGBW(5700K)* **CC** *Tunable White*	**BK** *Black*
ELS210-56	*1000*	*56(Max)*	*24*	*2061*	**MT** *DMX512 Dimming 24V DC Power Supply*	**1** *19°* **2** *26°* **3** *39°* **4** *49°* **F** *20°×45°*	**B** *Bottom* **S** *Side*	**F3** *RGBW(3000K)* **F4** *RGBW(4000K)* **F6** *RGBW(5700K)* **CC** *Tunable White*	**BK** *Black*

Example : ELS210-56ET-SB30BK

Light Distribution

ELS210

ELS210-56ET-VB30BK

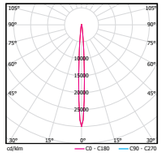

0° Aiming Angle

D(M)	LUX	W	L
1	112097	0.1	0.1
2	28024	0.2	0.2
3	12455	0.3	0.3
4	7006	0.4	0.4

ELS210-56ET-SB30BK

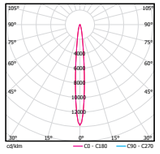

0° Aiming Angle

D(M)	LUX	W	L
1	52756	0.2	0.2
2	13189	0.3	0.3
3	5862	0.5	0.5
4	3297	0.7	0.7

ELS210-56ET-1B30BK

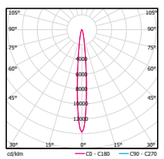

0° Aiming Angle

D(M)	LUX	W	L
1	26294	0.3	0.3
2	6574	0.6	0.6
3	2922	0.9	0.9
4	1643	1.2	1.2

ELS210-56ET-2B30BK

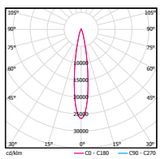

0° Aiming Angle

D(M)	LUX	W	L
1	13229	0.4	0.4
2	3307	0.8	0.8
3	1470	1.2	1.2
4	827	1.6	1.6

ELS210-56ET-3B30BK

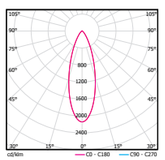

0° Aiming Angle

D(M)	LUX	W	L
1	7748	0.6	0.6
2	1937	1.2	1.2
3	861	1.8	1.8
4	484	2.4	2.4

ELS210-56ET-5B30BK

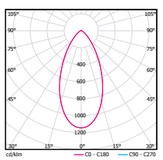

0° Aiming Angle

D(M)	LUX	W	L
1	3617	0.9	0.9
2	904	1.9	1.9
3	402	2.8	2.8
4	226	3.7	3.7

ELS210-56MT-1BF3BK

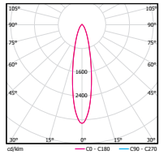

0° Aiming Angle

D(M)	LUX	W	L
1	6305	0.3	0.3
2	1576	0.7	0.7
3	701	1.0	1.0
4	394	1.3	1.3

ELS210-56MT-2BF3BK

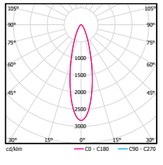

0° Aiming Angle

D(M)	LUX	W	L
1	5573	0.5	0.5
2	1394	0.9	0.9
3	619	1.4	1.4
4	348	1.9	1.9

ELS210-56MT-3BF3BK

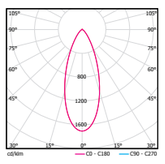

0° Aiming Angle

D(M)	LUX	W	L
1	3505	0.7	0.7
2	876	1.4	1.4
3	389	2.1	2.1
4	219	2.8	2.8

ELS210-56MT-4BF3BK

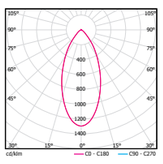

0° Aiming Angle

D(M)	LUX	W	L
1	2166	0.9	0.9
2	526	1.7	1.7
3	234	2.6	2.6
4	132	3.4	3.4

Accessories

Model	Description	Picture	Drawing	Qty Suggested
ELS2-GB030-BK	*300mm Frame*			
ELS2-GB050-BK	*500mm Frame*		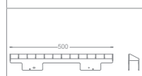	
ELS2-GB100-BK	*1000mm Frame*		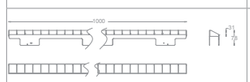	
ELC3-SC-CT002F	*Female signal connector*			*1pc per 32m*
ELC3-SC-CT002M	*Male signal connector*		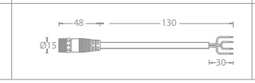	*1pc per 32m*

BEACON X7 | GRAZE LARGE



Specifications

IP66 | 50℃ / -20℃ | High CRI | Input 220V AC/50Hz | DMX

- Body Material: Extruded aluminum profile, die-cast aluminum end cap
- Optical System: Clear Lens included
- Finish: Environmentally safe powder coat
- Accessories/Brackets: Adjust fixture vertically +/-70°
- Wiring: Please refer to wiring schematic diagram at the end of catalog
- LED Type: High Power LED
- LED Wattage, CCT, Lumen Output: 24W 3000K 65180lm
  48W 3000K 130360lm
- LED Lifetime: >50,000h-L70 /B10-Ta25℃ (LM-80/TM-21)
- CCT/CRI: Mono White, Ra90 ; RGBW, Ra80
- LED Color Consistency: 3 SDCM(MONO) / 5 SDCM(RGBW)
- Net Weight: 3Kg/500mm, 6Kg/1000mm

Product Features/Optics

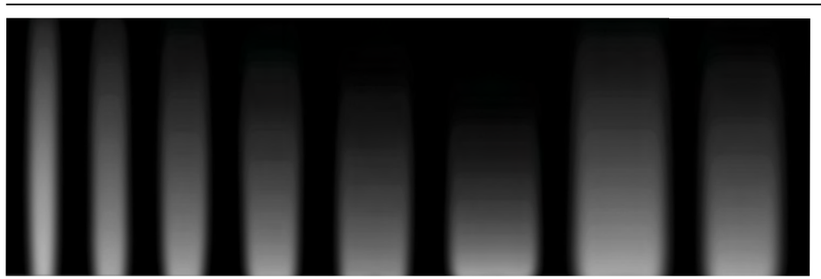

V *5°* **S** *9°* **1** *17°* **2** *22°* **3** *33°* **5** *51°* **E** *9°x15°* **J** *15°x43°*

Product Parameters

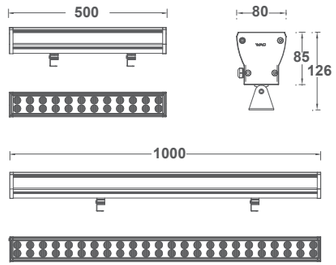

Model	Length (mm)	Power (W)	LEDs (quantity)	Max Lumens (lm)	Control Systems	Beam	CCT	Finish
ELS305-56	*500*	*56(Max)*	*24*	*3652*	**EL** *ON-OFF 220V AC Power Supply* **ML** *DMX512 Dimming 220V AC Power Supply*	**V** *5°* **S** *9°* **1** *17°* **2** *22°* **3** *33°* **5** *51°* **E** *9°x15°* **G** *15°x43°*	**27** *2700K* **30** *3000K* **40** *4000K*	**BK** *Black*
ELS310-112	*1000*	*112(Max)*	*48*	*7304*	**EL** *ON-OFF 220V AC Power Supply* **ML** *DMX512 Dimming 220V AC Power Supply*	**V** *5°* **S** *9°* **1** *17°* **2** *22°* **3** *33°* **5** *51°* **E** *9°x15°* **G** *15°x43°*	**27** *2700K* **30** *3000K* **40** *4000K*	**BK** *Black*

Example : ELS305-56ML-V27BK

Model	Length (mm)	Power (W)	LEDs (quantity)	Max Lumens (lm)	Control Systems	Beam	CCT	Finish
ELS305-56	*500*	*56(Max)*	*24*	*1711*	**EL** *ON-OFF 220V AC Power Supply* **ML** *DMX512 Dimming 220V AC Power Supply*	**1** *19°* **2** *26°* **3** *39°* **4** *49°* **F** *20°x45°*	**F3** *RGBW(3000K)* **F4** *RGBW(4000K)* **F6** *RGBW(5700K)*	**BK** *Black*
ELS310-112	*1000*	*112(Max)*	*48*	*3422*	**EL** *ON-OFF 220V AC Power Supply* **ML** *DMX512 Dimming 220V AC Power Supply*	**1** *19°* **2** *26°* **3** *39°* **4** *49°* **F** *20°x45°*	**F3** *RGBW(3000K)* **F4** *RGBW(4000K)* **F6** *RGBW(5700K)*	**BK** *Black*

Example : ELS305-56ML-1F3BK

Light Distribution

ELS310

ELS310-112EL-V30BK

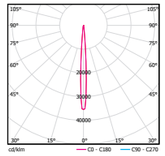

0° Aiming Angle

D(M)	LUX	W	L
1	275285	0.1	0.1
2	68821	0.2	0.2
3	30587	0.3	0.3
4	17205	0.3	0.3

ELS310-112EL-S30BK

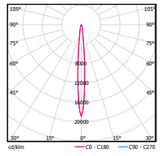

0° Aiming Angle

D(M)	LUX	W	L
1	129164	0.2	0.2
2	32291	0.3	0.3
3	14352	0.5	0.5
4	8073	0.6	0.6

ELS310-112EL-130BK

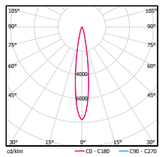

0° Aiming Angle

D(M)	LUX	W	L
1	54808	0.3	0.3
2	13702	0.6	0.6
3	6090	0.9	0.9
4	3426	1.2	1.2

ELS310-112EL-230BK

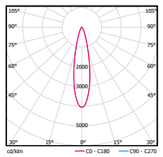

0° Aiming Angle

D(M)	LUX	W	L
1	27820	0.4	0.4
2	6955	0.8	0.8
3	3091	1.2	1.2
4	1739	1.6	1.6

ELS310-112EL-330BK

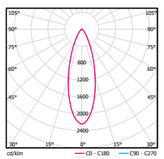

0° Aiming Angle

D(M)	LUX	W	L
1	14814	0.6	0.6
2	3704	1.1	1.1
3	1646	1.7	1.7
4	926	2.3	2.3

ELS310-112EL-530BK

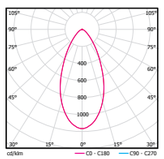

0° Aiming Angle

D(M)	LUX	W	L
1	6701	0.9	0.9
2	1675	1.9	1.9
3	745	2.8	2.8
4	419	3.7	3.7

ELS310-112ML-1F3BK

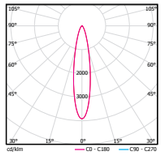

0° Aiming Angle

D(M)	LUX	W	L
1	13599	0.3	0.3
2	3400	0.7	0.7
3	1511	1.0	1.0
4	850	1.3	1.3

ELS310-112ML-2F3BK

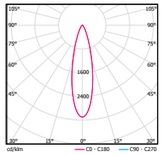

0° Aiming Angle

D(M)	LUX	W	L
1	10936	0.5	0.5
2	2734	0.9	0.9
3	1215	1.4	1.4
4	684	1.8	1.8

ELS310-112ML-3F3BK

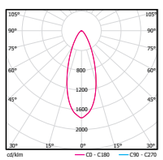

0° Aiming Angle

D(M)	LUX	W	L
1	6017	0.7	0.7
2	1504	1.4	1.4
3	669	2.1	2.1
4	376	2.8	2.8

ELS310-112ML-4F3BK

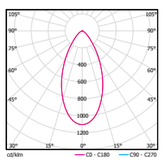

0° Aiming Angle

D(M)	LUX	W	L
1	3511	0.9	0.9
2	878	1.8	1.8
3	390	2.7	2.7
4	219	3.6	3.6

Accessories

Model	Description	Picture	Drawing	Qty Suggested
ELC3-SC-CT002F	*Female signal connector*			*1pc per 32m*
ELC3-SC-CT002M	*Male signal connector*		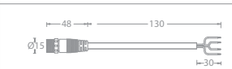	*1pc per 32m*

BEACON X7 | WASH



Specifications

IP66 | 50 C / -20 C | High CRI | Input 24V DC | DMX

- Body Material: Extruded aluminum profile, die-cast aluminum end cap
- Optical System: Clear Lens included
- Finish: Environmentally safe powder coat
- Accessories/Brackets: Adjust fixture vertically +/-70°
- Wiring: Please refer to wiring schematic diagram at the end of catalog
- LED Type: High Power LED
- LED Wattage, CCT, Lumen Output: 14W 3000K 966lm
  28W 3000K 1932lm
  56W 3000K 3864lm
- LED Lifetime: >50,000h-L70 /B10-Ta25℃ (LM-80/TM-21)
- LED Color Consistency: 3 SDCM(MONO)
- Net Weight: 0.73Kg/300mm, 1.3Kg/500mm, 2.6Kg/1000mm

Product Features/Optics



W *Wash Washer*

Product Parameters

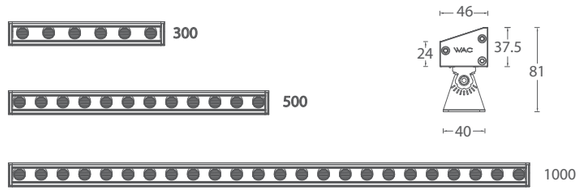

Model	Length (mm)	Power (W)	LEDs (quantity)	Max Lumens (lm)	Control Systems	Beam	Power Feed Type	CCT	Finish
ELW503-14	*300*	*14(Max)*	*6*	*949*	**ET** *ON-OFF 24V DC Power Supply* **MT** *DMX512 Dimming 24V DC Power Supply*	**W** *Wall Washer (1:5)*	**B** *Bottom*	**27** *2700K* **30** *3000K* **40** *4000K*	**B** *Black*
ELW505-28	*500*	*28(Max)*	*12*	*1898*	**ET** *ON-OFF 24V DC Power Supply* **MT** *DMX512 Dimming 24V DC Power Supply*	**W** *Wall Washer (1:5)*	**B** *Bottom*	**27** *2700K* **30** *3000K* **40** *4000K*	**B** *Black*
ELW510-56	*1000*	*56(Max)*	*24*	*3795*	**ET** *ON-OFF 24V DC Power Supply* **MT** *DMX512 Dimming 24V DC Power Supply*	**W** *Wall Washer (1:5)*	**B** *Bottom*	**27** *2700K* **30** *3000K* **40** *4000K*	**B** *Black*

Example : ELW510-56ET-WB30BK

Light Distribution

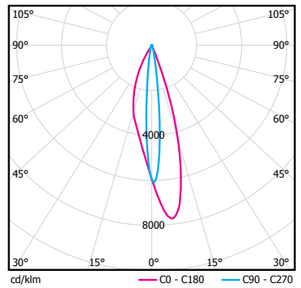

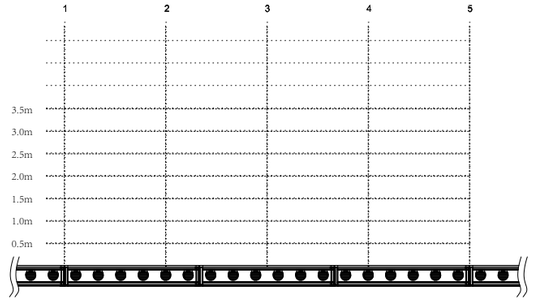

Distance from wall(0.5m)

Height(m)	1(LUX)	2(LUX)	3(LUX)	4(LUX)	5(LUX)
5	39	40	41	40	40
4.5	48	49	49	49	49
4	59	60	61	60	60
3.5	75	76	76	76	76
3	97	98	98	98	97
2.5	124	125	125	125	124
2	147	148	148	148	147
1.5	138	139	139	139	138
1	83	84	85	85	83
0.5	61	62	62	62	61

Distance from wall(1.0m)

Height(m)	1(LUX)	2(LUX)	3(LUX)	4(LUX)	5(LUX)
5	61	63	63	63	62
4.5	68	70	70	70	69
4	74	75	75	75	74
3.5	76	77	77	77	76
3	71	72	72	72	71
2.5	59	60	60	60	60
2	42	43	44	43	42
1.5	33	35	35	35	34
1	30	31	32	31	30
0.5	19	20	20	20	19

BEACON X7 | VIEW



VERTICAL



HORIZONTAL

Specifications

- Body Material: Extruded aluminum profile, die-cast aluminum end cap
- Optical System: Clear Lens included
- Finish: Environmentally safe powder coat
- Accessories/Brackets: Solid bracket ensures precision aiming and continuous illumination when run end to end
- Wiring: Please refer to wiring schematic diagram at the end of catalog
- LED Type: High Power LED
- LED Wattage, CCT, Lumen Output: 7W 3000K 483lm
  14W 3000K 966lm
  21W 3000K 1449lm
  28W 3000K 1932lm
- LED Lifetime: >50,000h-L70 /B10-Ta25℃ (LM-80/TM-21)
- CCT/CRI: 3000K/4000K, Ra80
- LED Color Consistency: 3 SDCM
- Net Weight: ELV1: 0.5Kg/300mm ELV2: 0.45Kg/300mm

Product Parameters

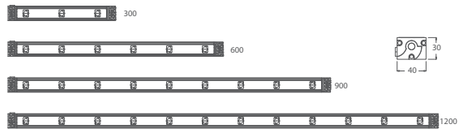

Model	Length (mm)	Power (W)	LEDs (quantity)	Max Lumens (lm)	Control Systems	Beam	Power Feed Type	CCT	Finish
ELV103-07	*300*	*07(Max)*	*3*	*368*	**ET** *ON-OFF 24V DC Power Supply* **MT** *DMX512 Dimming 24V DC Power Supply*	**C** *60°×100°*	**S** *Side* **B** *Bottom*	**30** *3000K* **40** *4000K*	**B** *Black*
ELV106-14	*600*	*14(Max)*	*6*	*748*	**ET** *ON-OFF 24V DC Power Supply* **MT** *DMX512 Dimming 24V DC Power Supply*	**C** *60°×100°*	**S** *Side* **B** *Bottom*	**30** *3000K* **40** *4000K*	**B** *Black*
ELV109-21	*900*	*21(Max)*	*9*	*1088*	**ET** *ON-OFF 24V DC Power Supply* **MT** *DMX512 Dimming 24V DC Power Supply*	**C** *60°×100°*	**S** *Side* **B** *Bottom*	**30** *3000K* **40** *4000K*	**B** *Black*
ELV112-28	*1200*	*28(Max)*	*12*	*1399*	**ET** *ON-OFF 24V DC Power Supply* **MT** *DMX512 Dimming 24V DC Power Supply*	**C** *60°×100°*	**S** *Side* **B** *Bottom*	**30** *3000K* **40** *4000K*	**B** *Black*

Example : ELV103-07ET-CS30-B

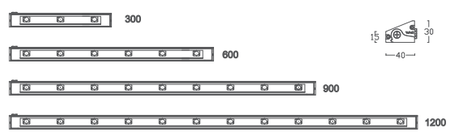

Model	Length (mm)	Power (W)	LEDs (quantity)	Max Lumens (lm)	Control Systems	Beam	Power Feed Type	CCT	Finish
ELV203-07	*300*	*07(Max)*	*3*	*455*	**ET** *ON-OFF 24V DC Power Supply* **MT** *DMX512 Dimming 24V DC Power Supply*	**C** *60°×100°*	**S** *Side*	**30** *3000K* **40** *4000K*	**B** *Black*
ELV206-14	*600*	*14(Max)*	*6*	*890*	**ET** *ON-OFF 24V DC Power Supply* **MT** *DMX512 Dimming 24V DC Power Supply*	**C** *60°×100°*	**S** *Side*	**30** *3000K* **40** *4000K*	**B** *Black*
ELV209-21	*900*	*21(Max)*	*9*	*1329*	**ET** *ON-OFF 24V DC Power Supply* **MT** *DMX512 Dimming 24V DC Power Supply*	**C** *60°×100°*	**S** *Side*	**30** *3000K* **40** *4000K*	**B** *Black*
ELV212-28	*1200*	*28(Max)*	*12*	*1772*	**ET** *ON-OFF 24V DC Power Supply* **MT** *DMX512 Dimming 24V DC Power Supply*	**C** *60°×100°*	**S** *Side*	**30** *3000K* **40** *4000K*	**B** *Black*

Example : ELV203-07ET-CS30-B

Light Distribution

ELV103-07ET-CS30-B

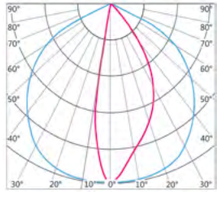

ELV203-07ET-CS30-B

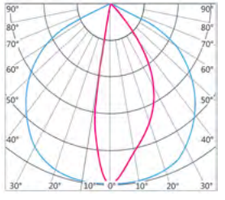

SPOT LUMINAIRES



PANTHER 450

PANTHER SINGLE DIODE LED 451
PANTHER SINGLE DIODE LED 455
PANTHER COB 459
PANTHER RGBW 24V DC 463
PANTHER ACCENT 467
PANTHER ADJUSTABLE WASH 471



RING 474



SHINE PRO 480

SHINE PRO 481
SHINE PRO SPOT AND FLOOD 489
SHINE PRO MONO AND RGBW 493

The Catholic Church in Shenjiamen
Zhoushan, Zhejiang province



PANTHER

Revealing a low profile design enhanced with extremely high optical performance delivered for a myriad of exterior environments, PANTHER Spots are available in a variety of sizes and use the latest LED proprietary technologies. With an integrated or remote gearbox , the luminaires feature an angle adjustment indicator with vertical and horizontal rotation and a locking mechanism that ensures precision aiming.

PANTHER SINGLE DIODE LED



Ø50 Ø80 Ø100 Ø130 Ø160

Specifications

IP65 | 50 C / -20 C | High CRI | DMX | SUBROSA® Glare-free

- Body Material: Die-cast aluminum body
- Optical System: Clear Lens included + SUBROSA® optical system
  EP1TI: Clear Lens included + W-Module
- Finish: Environmentally safe powder coat
- Adjustable Angle: 0°-330° horizontal rotation and -30° to 90° vertical aiming tilt°
- Accessories/Brackets: Glare shield, elongated beam lens, pole support and spike, etc.
- Wiring: Please refer to wiring schematic diagram at the end of catalog
- LED Type: High Power LED
- LED Wattage, CCT, Lumen Output:
  EP1TI-03 3000K 166lm EP1NI-08 3000K 840lm
  EP1SI-19 3000K 1995lm EP1MI-29 3000K 3045lm
  EP1LI-49 3000K 4945lm
- LED Lifetime: >50,000h-L70 / B10-Ta25℃ (LM-80/TM-21)
- LED Color Consistency: 3 SDCM
- Net Weight: 0.75Kg / 1.0Kg / 1.6Kg / 2.1Kg / 3.1Kg

Product Features/Optics



S *6°/7°* **1** *13°* **2** *22°* **3** *30°/34°* **4** *40°* **5** *50°* **6** *60°*

Product Parameters

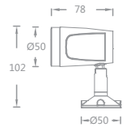

Model	Power (W)	LEDs (quantity)	Max Lumens (lm)	Control Systems	Beam	CCT	Finish
EP1TI-03	*03(Max)*	*1*	*159*	**ET** *ON-OFF 24V DC Power Supply* **MT** *DMX512 Dimming 24V DC Power Supply*	**S** *7°* **1** *13°* **3** *30°* **4** *40°*	**30** *3000K* **40** *4000K*	**BK** *Black*

Example : EP1TI-03ET-S30BK

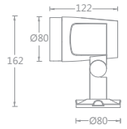

Model	Power (W)	LEDs (quantity)	Max Lumens (lm)	Control Systems	Beam	CCT	Finish
EP1NI-08	*08(Max)*	*3*	*441*	**EL** *ON-OFF 220V AC Power Supply* **ML** *DMX512 Dimming 220V AC Power Supply*	**S** *6°* **1** *13°* **2** *22°* **3** *34°* **5** *50°*	**27** *2700K* **30** *3000K* **40** *4000K*	**BK** *Black*

Example : EP1NI-08EL-S30BK

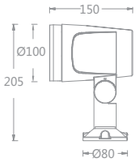

Model	Power (W)	LEDs (quantity)	Max Lumens (lm)	Control Systems	Beam	CCT	Finish
EP1SI-19	*19(Max)*	*7*	*1096*	**EL** *ON-OFF 220V AC Power Supply* **ML** *DMX512 Dimming 220V AC Power Supply*	**S** *6°* **1** *13°* **2** *22°* **3** *34°* **5** *50°*	**27** *2700K* **30** *3000K* **40** *4000K*	**BK** *Black*

Example : EP1SI-19EL-S30BK

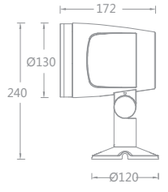

Model	Power (W)	LEDs (quantity)	Max Lumens (lm)	Control Systems	Beam	CCT	Finish
EP1MI-29	*29(Max)*	*12*	*1725*	**EL** *ON-OFF 220V AC Power Supply* **ML** *DMX512 Dimming 220V AC Power Supply*	**S** *6°* **1** *13°* **2** *22°* **3** *34°* **5** *50°*	**27** *2700K* **30** *3000K* **40** *4000K*	**BK** *Black*

Example : EP1MI-29EL-S30BK

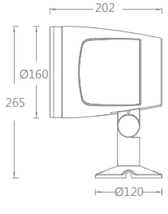

Model	Power (W)	LEDs (quantity)	Max Lumens (lm)	Control Systems	Beam	CCT	Finish
EP1LI-49	*49(Max)*	*18*	*2912*	**EL** *ON-OFF 220V AC Power Supply* **ML** *DMX512 Dimming 220V AC Power Supply*	**S** *6°* **1** *13°* **2** *22°* **3** *34°* **5** *50°*	**27** *2700K* **30** *3000K* **40** *4000K*	**BK** *Black*

Example : EP1LI-49EL-S30BK

Light Distribution

EP1TI-03

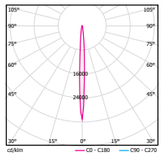

EP1TI-03ET-S40BK

0° Aiming Angle

D(M)	LUX	W	L
1	4854	0.1	0.1
2	1213	0.2	0.2
3	539	0.3	0.3
4	303	0.4	0.4

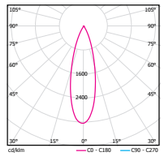

EP1T1-03ET-140BK

0° Aiming Angle

D(M)	LUX	W	L
1	2113	0.2	0.2
2	528	0.5	0.5
3	235	0.7	0.7
4	132	1.0	1.0

EP1NI-08

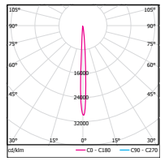

EP1NI-08EL-S30BK

0° Aiming Angle

D(M)	LUX	W	L
1	19803	0.1	0.1
2	4951	0.2	0.2
3	2200	0.4	0.4
4	1238	0.5	0.5

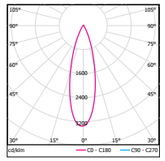

EP1NI-08EL-130BK

0° Aiming Angle

D(M)	LUX	W	L
1	3100	0.2	0.2
2	775	0.4	0.4
3	344	0.7	0.7
4	194	0.9	0.9

EP1SI-19

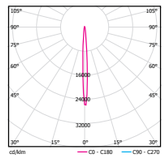

EP1SI-19EL-S30BK

0° Aiming Angle

D(M)	LUX	W	L
1	44996	0.1	0.1
2	11249	0.2	0.2
3	5000	0.3	0.3
4	2812	0.5	0.5

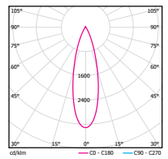

EP1SI-19EL-130BK

0° Aiming Angle

D(M)	LUX	W	L
1	7831	0.2	0.2
2	1958	0.5	0.5
3	870	0.7	0.7
4	489	0.9	0.9

EP1MI-21

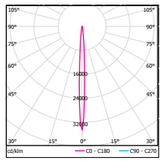

EP1MI-29EL-S30BK

0° Aiming Angle

D(M)	LUX	W	L
1	67033	0.1	0.1
2	16758	0.2	0.2
3	7448	0.4	0.4
4	4190	0.5	0.5

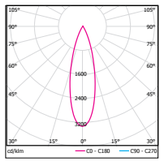

EP1MI-29EL-130BK

0° Aiming Angle

D(M)	LUX	W	L
1	12654	0.2	0.2
2	3164	0.4	0.4
3	1406	0.7	0.7
4	791	0.9	0.9

EP1LI-49

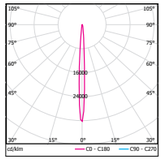

EP1LI-49EL-S30BK

0° Aiming Angle

D(M)	LUX	W	L
1	90696	0.1	0.1
2	22674	0.3	0.3
3	10077	0.4	0.4
4	5669	0.6	0.6

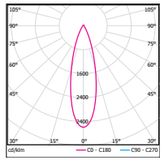

EP1LI-49EL-130BK

0° Aiming Angle

D(M)	LUX	W	L
1	19001	0.2	0.2
2	4750	0.5	0.5
3	2111	0.7	0.7
4	1188	0.9	0.9

Accessories

Item	Code	Picture	Ø50	Ø80	Ø100	Ø130	Ø160
Wall Washer Visor	*WW1*		*EP1TI-WW1-BK*	*EP1NL-WW1-BK*	*EP1SL-WW1-BK*	*EP1ML-WW1-BK*	*EP1LL-WW1-BK*
Wall Washer Visor	*WW2*		*EP1TI-WW2-BK*	*EP1NL-WW2-BK*	*EP1SL-WW2-BK*	*EP1ML-WW2-BK*	*EP1LL-WW2-BK*
Elongated Beam Lens/ horizontal Direction	*BEL1*		*/*	*EP1NL-BEL1-BK*	*EP1SL-BEL1-BK*	*EP1ML-BEL1-BK*	*EP1LL-BEL1-BK*
Elongated Beam Lens/ Vertical Direction	*BEL2*		*/*	*EP1NL-BEL2-BK*	*EP1SL-BEL2-BK*	*EP1ML-BEL2-BK*	*EP1LL-BEL2-BK*
Pole Support	*SPL*		*EP1TI-SPL-BK*	*EP1SL-SPL-BK*			*EP1LL-SPL-BK*
Stainless steel plate with Spike (round base)	*SPK*		*EP1TI-SPK-BK*	*EP1NI-SPK-BK*	*EP1SL-SPK-BK*		

PANTHER SINGLE DIODE LED



Ø200



Ø240

Specifications

IP65 | 50℃ / -20℃ | High CRI | Input 220V AC/50Hz | DMX

- Body Material: Die-cast aluminum body
- Optical System: Clear Lens included
- Finish: Environmentally safe powder coat
- Adjustable Angle: 0°-330° horizontal rotation and -30° to 90° vertical aiming tilt°
- Accessories/Brackets: Glare shield, elongated beam lens, pole support and spike, etc.
- Wiring: Please refer to wiring schematic diagram at the end of catalog
- LED Type: High Power
- LED Wattage, CCT, Lumen Output:
  EP5MI-65 3000K 7150lm
  EP5LI-105 3000K 11550lm
- LED Lifetime: >50,000h-L70 / B10-Ta25℃ (LM-80/TM-21)
- LED Color Consistency: 3 SDCM(MONO)
- Net Weight: 4Kg / 4Kg / 5.5Kg / 5.5Kg

Product Features/Optics



V *4°* **S** *7°* **1** *12°* **2** *23°* **3** *35°* **4** *47°* **J** *13°x46°*

Product Parameters

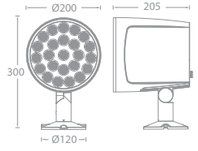

Model	Power (W)	LEDs (quantity)	Max Lumens (lm)	Control Systems	Beam	CCT	Finish
EP5MI-65	*65(Max)*	*24*	*4192*	**EL** *ON-OFF 220V AC Power Supply* **ML** *DMX512 Dimming 220V AC Power Supply*	**S** *7°* **1** *12°* **2** *23°* **3** *35°* **4** *47°* **J** *13°x46°*	**27** *2700K* **30** *3000K* **40** *4000K*	**BK** *Black*

Example : EP5MI-65EL-130BK

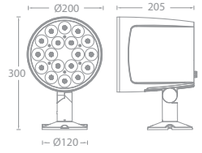

Model	Power (W)	LEDs (quantity)	Max Lumens (lm)	Control Systems	Beam	CCT	Finish
EP5MI-65	*65(Max)*	*18*	*4414*	**EL** *ON-OFF 220V AC Power Supply* **ML** *DMX512 Dimming 220V AC Power Supply*	**V** *4°*	**27** *2700K* **30** *3000K* **40** *4000K*	**BK** *Black*

Example : EP5MI-65EL-V30BK

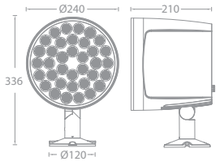

Model	Power (W)	LEDs (quantity)	Max Lumens (lm)	Control Systems	Beam	CCT	Finish
EP5LI-113	*113(Max)*	*36*	*7276*	**EL** *ON-OFF 220V AC Power Supply* **ML** *DMX512 Dimming 220V AC Power Supply*	**S** *7°* **1** *12°* **2** *23°* **3** *35°* **4** *47°* **J** *13°x46°*	**27** *2700K* **30** *3000K* **40** *4000K*	**BK** *Black*

Example : EP5LI-113EL-130BK

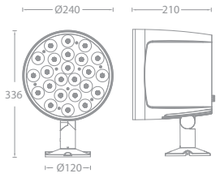

Model	Power (W)	LEDs (quantity)	Max Lumens (lm)	Control Systems	Beam	CCT	Finish
EP5LI-99	*99(Max)*	*24*	*7585*	**EL** *ON-OFF 220V AC Power Supply* **ML** *DMX512 Dimming 220V AC Power Supply*	**V** *4°*	**27** *2700K* **30** *3000K* **40** *4000K*	**BK** *Black*

Example : EP5LI-99EL-V30BK

Light Distribution

EP5MI

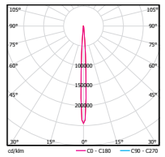

EP5MI-65EL-V30BK

0° Aiming Angle

D(M)	LUX	W	L
1	244428	0.1	0.1
2	61107	0.2	0.2
3	27159	0.3	0.3
4	15277	0.3	0.3

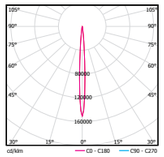

EP5MI-65EL-S30BK

0° Aiming Angle

D(M)	LUX	W	L
1	151432	0.1	0.1
2	37858	0.2	0.2
3	16826	0.3	0.3
4	9465	0.4	0.4

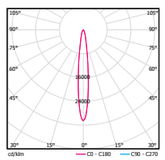

EP5MI-65EL-130BK

0° Aiming Angle

D(M)	LUX	W	L
1	30515	0.2	0.2
2	7629	0.4	0.4
3	3391	0.6	0.6
4	1907	0.8	0.8

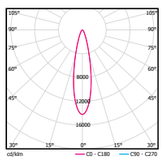

EP5MI-65EL-230BK

0° Aiming Angle

D(M)	LUX	W	L
1	14214	0.4	0.4
2	3554	0.8	0.8
3	1579	1.2	1.2
4	888	1.6	1.6

EP5LI

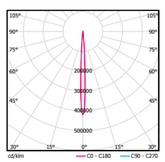

EP5LI-99EL-V30BK

0° Aiming Angle

D(M)	LUX	W	L
1	420052	0.1	0.1
2	105013	0.2	0.2
3	46672	0.3	0.3
4	26253	0.3	0.3

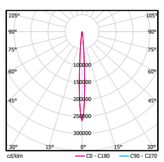

EP5LI-113EL-S30BK

0° Aiming Angle

D(M)	LUX	W	L
1	262813	0.1	0.1
2	65703	0.2	0.2
3	29201	0.3	0.3
4	16426	0.4	0.4

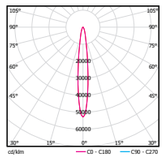

EP5LI-113EL-130BK

0° Aiming Angle

D(M)	LUX	W	L
1	52781	0.2	0.2
2	13195	0.4	0.4
3	5865	0.6	0.6
4	3299	0.8	0.8

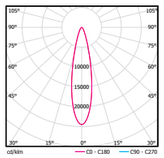

EP5LI-113EL-230BK

0° Aiming Angle

D(M)	LUX	W	L
1	24504	0.4	0.4
2	6126	0.8	0.8
3	2723	1.2	1.2
4	1532	1.6	1.6

Accessories

Item	Code	Picture	Ø200	Ø240
Wall Washer Shield	*WW4*		*EP5MI-WW4-BK*	*EP5LI-WW4-BK*
Wall Washer Visor/ Straight cylinder	*WW5*		*EP5MI-WW5-BK*	*EP5LI-WW5-BK*
Support for Pole	*SPL*		*EP5MI-SPL-BK*	

PANTHER COB



Ø80 Ø100 Ø130 Ø160

Specifications



- Body Material: Die-cast aluminum
- Optical System: High efficiency and low glare unique TIR Lens
- Finish: Environmentally safe powder coat
- Adjustable Angle: 0°-330° horizontal rotation and -30° to 90° vertical aiming tilt
  -30° to 90° vertical aiming tilt（EP6）
- Accessories/Brackets: Glare shield, elongated beam lens, pole support and spike, etc.
- LED Type: COB
- LED Wattage, CCT, Lumen Output:
  EP4NI-10 3000K 982lm EP4SI-20 3000K 2160lm
  EP4MI-30 3000K 3300lm EP4LI-54 3000K 6430lm
  EP6SI-070 3000K 8588lm EP6LI-108 3000K 11700lm
- LED Lifetime: >50,000h-L70 / B10-Ta25℃ (LM-80/TM-21)
- CCT/CRI: 2700K/3000K/4000K, Ra80
- LED Color Consistency: 3 SDCM(MONO)
- Net Weight: 1.5Kg / 1.8Kg / 2.1Kg / 3.1Kg

Product Features/Optics



1 *15°* **1** *18°/19°* **2** *27°/28°* **3** *30°* **3** *33°* **3** *38°* **4** *40°* **4** *45°*

Product Parameters

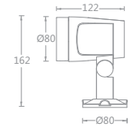

Model	Power (W)	LEDs (quantity)	Max Lumens (lm)	Control Systems	Beam	CCT	Finish
EP4NI-10	*10(Max)*	*COB*	*850*	**EL** *ON-OFF 220V AC Power Supply*	**1** *15°* **2** *28°* **3** *38°*	**27** *2700K* **30** *3000K* **40** *4000K*	**BK** *Black*

Example : EP4NI-10EL-130BK

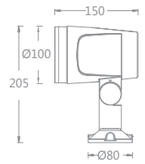

Model	Power (W)	LEDs (quantity)	Max Lumens (lm)	Control Systems	Beam	CCT	Finish
EP4SI-20	*20(Max)*	*COB*	*2047*	**EL** *ON-OFF 220V AC Power Supply*	**1** *18°* **3** *30°* **4** *40°*	**27** *2700K* **30** *3000K* **40** *4000K*	**BK** *Black*

Example : EP4SI-20EL-130BK

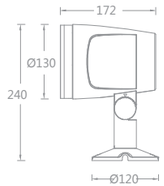

Model	Power (W)	LEDs (quantity)	Max Lumens (lm)	Control Systems	Beam	CCT	Finish
EP4MI-30	*30(Max)*	*COB*	*2693*	**EL** *ON-OFF 220V AC Power Supply*	**1** *19°* **2** *27°* **4** *40°*	**27** *2700K* **30** *3000K* **40** *4000K*	**BK** *Black*

Example : EP4MI-30EL-130BK

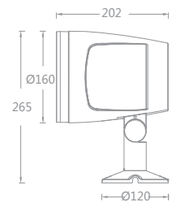

Model	Power (W)	LEDs (quantity)	Max Lumens (lm)	Control Systems	Beam	CCT	Finish
EP4LI-54	*54(Max)*	*COB*	*5130*	**EL** *ON-OFF 220V AC Power Supply*	**2** *23°* **3** *33°* **4** *45°*	**27** *2700K* **30** *3000K* **40** *4000K*	**BK** *Black*

Example : EP4LI-54EL-430BK

Light Distribution

EP4NI-10

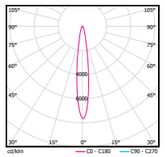

EP4NI-10EL-230BK

0° Aiming Angle

D(M)	LUX	W	L
1	2489	0.4	0.4
2	622	0.9	0.9
3	277	1.3	1.3
4	156	1.8	1.8

EP4SI-20

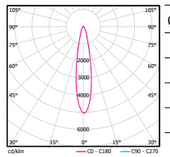

EP4SI-20EL-130BK

0° Aiming Angle

D(M)	LUX	W	L
1	9902	0.4	0.4
2	2476	0.7	0.7
3	1100	1.1	1.1
4	619	1.5	1.5

EP4MI-30

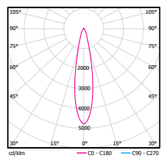

EP4MI-30EL-230BK

0° Aiming Angle

D(M)	LUX	W	L
1	12128	0.4	0.4
2	3032	0.8	0.8
3	1348	1.2	1.2
4	758	1.5	1.5

EP4LI-54

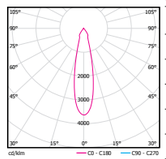

EP4LI-54EL-230BK

0° Aiming Angle

D(M)	LUX	W	L
1	22282	0.43	0.43
2	5570	0.86	0.86
3	2476	1.29	1.29
4	1393	1.72	1.72

Accessories

Item	Code	Picture	Ø80	Ø100	Ø130	Ø160
Wall Washer Visor	*WW1*		*EP1NL-WW1-BK*	*EP1SL-WW1-BK*	*EP1ML-WW1-BK*	*EP1LL-WW1-BK*
Wall Washer Visor	*WW2*		*EP1NL-WW2-BK*	*EP1SL-WW2-BK*	*EP1ML-WW2-BK*	*EP1LL-WW2-BK*
Elongated Beam Lens horizontal Direction	*BEL1*		*EP1NL-BEL1-BK*	*EP1SL-BEL1-BK*	*EP1ML-BEL1-BK*	*EP1LL-BEL1-BK*
Elongated Beam Lens Vertical Direction	*BEL2*		*EP1NL-BEL2-BK*	*EP1SL-BEL2-BK*	*EP1ML-BEL2-BK*	*EP1LL-BEL2-BK*
Pole Support	*SPL*		*EP1SL-SPL-BK*			*EP1LL-SPL-BK*
Stainless steel plate with Spike (round base)	*SPK*		*EP1NI-SPK-BK*		*EP1SL-SPK-BK*	

PANTHER RGBW 24V DC



Ø80



Ø130



Ø160

Specifications

IP65 | 50 C / -20 C | Input 24V DC | DMX

- Body Material: Die-cast aluminum
- Optical System: PMMA Lens
- Finish: Environmentally safe powder coat
- Adjustable Angle: 0°-330° horizontal rotation and -30° to 90° vertical aiming tilt
- Accessories/Brackets: Glare shield, elongated beam lens, Pole support and spike, etc.
- Wiring: Please refer to wiring schematic diagram at the end of catalog
- LED Type: High Power LED
- LED Wattage, CCT, Lumen Output:
  EP3NI-07 RGBW 3000K 385lm EP3MI-20 RGBW 3000K 1100lm
  EP3LI-40 RGBW 3000K 2200lm
- LED Lifetime: >50,000h-L70 / B10-Ta25℃ (LM-80 / TM-21)
- CCT/CRI: RGBW, Ra80
- LED Color Consistency: 5 SDCM
- Net Weight: 1.5Kg / 2.1Kg / 3.1Kg

Product Features/Optics



1 *16°*



2 *25°*



3 *35°*

Product Parameters

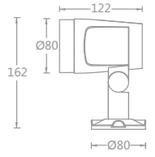

Model	Power (W)	LEDs (quantity)	Max Lumens (lm)	Control Systems	Beam	CCT	Finish
EP3NI-07	*07(Max)*	*1*	*244*	**MT** *DMX512 Dimming 24V DC Power Supply*	**1** *16°* **2** *25°* **3** *35°*	**F30** *RGBW(3000K)* **F40** *RGBW(4000K)* **F60** *RGBW(6000K)*	**BK** *Black*

Example : EP3NI-07MT-1F30BK

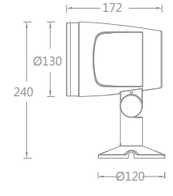

Model	Power (W)	LEDs (quantity)	Max Lumens (lm)	Control Systems	Beam	CCT	Finish
EP3MI-20	*20(Max)*	*3*	*743*	**MT** *DMX512 Dimming 24V DC Power Supply*	**1** *16°* **2** *25°* **3** *35°*	**F30** *RGBW(3000K)* **F40** *RGBW(4000K)* **F60** *RGBW(6000K)*	**BK** *Black*

Example : EP3MI-20MT-1F30BK

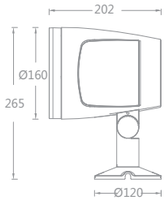

Model	Power (W)	LEDs (quantity)	Max Lumens (lm)	Control Systems	Beam	CCT	Finish
EP3LI-40	*40(Max)*	*6*	*1566*	**MT** *DMX512 Dimming 24V DC Power Supply*	**1** *16°* **2** *25°* **3** *35°*	**F30** *RGBW(3000K)* **F40** *RGBW(4000K)* **F60** *RGBW(6000K)*	**BK** *Black*

Example : EP3LI-40MT-1F30BK

Light Distribution

EP3NI-07

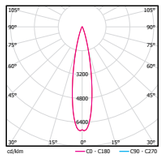

EP3NI-07MT-1F30BK

0° Aiming Angle

D(M)	LUX	W	L
1	1715	0.3	0.3
2	429	0.7	0.7
3	191	1.0	1.0
4	107	1.3	1.3

EP3MI-20

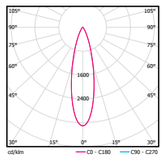

EP3MI-20MT-2F30BK

0° Aiming Angle

D(M)	LUX	W	L
1	2454	0.5	0.5
2	614	0.9	0.9
3	273	1.4	1.4
4	153	1.9	1.9

EP3LI-40

EP3LI-40MT-2F30BK

0° Aiming Angle

D(M)	LUX	W	L
1	4971	0.5	0.5
2	1243	0.9	0.9
3	552	1.4	1.4
4	311	1.9	1.9

Accessories

Item	Code	Picture	Ø80	Ø130	Ø160
Wall Washer Visor	*WW1*		*EP1NL-WW1-BK*	*EP1ML-WW1-BK*	*EP1LL-WW1-BK*
Wall Washer Visor	*WW2*		*EP1NL-WW2-BK*	*EP1ML-WW2-BK*	*EP1LL-WW2-BK*
Elongated Beam Lens/ horizontal Direction	*BEL1*		*EP1NL-BEL1-BK*	*EP1ML-BEL1-BK*	*EP1LL-BEL1-BK*
Elongated Beam Lens/ Vertical Direction	*BEL2*		*EP1NL-BEL2-BK*	*EP1ML-BEL2-BK*	*EP1LL-BEL2-BK*
Pole Support	*SPL*		*EP1SL-SPL-BK*		*EP1LL-SPL-BK*
Stainless steel plate with Spike (round base)	*SPK*		*EP1NI-SPK-BK*	*EP1SL-SPK-BK*	

PANTHER ACCENT



Ø58



Ø72



Ø90

Specifications

IP65 | 50℃ -20℃ | Input 24V DC | Input 220V AC/50Hz

- Body Material: Die-cast aluminum
- Optical System: Clear Lens included
- Finish: Environmentally safe powder coat
- Adjustable Angle: 0°-360° horizontal rotation and -30° to 90° vertical aiming tilt
- Accessories/Brackets: Spike
- Insulation Class: 24V DC is Class III 220V AC is Class I
- Safety Certification:
  CQC EP2NI-07 EP2SI-15
  CCC EP2MI-33
- LED Type: COB
- LED Wattage, CCT, Lumen Output:
  EP2NI-07 3000K 440lm EP2SI-15 3000K 1150lm
  EP2MI-33 3000K 3000lm
- LED Lifetime: >50,000h-L70 / B10-Ta25℃ (LM-80 / TM-21)
- CCT/CRI: 2700K/3000K/4000K , Ra85
- LED Color Consistency: 3 SDCM
- Net Weight: 0.6Kg / 1.1Kg / 1.8Kg

Product Features/Optics



F *10°-50° / 15°-60°*

Product Parameters

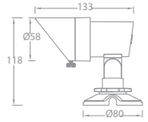

Model	Power (W)	LEDs (quantity)	Max Lumens (lm)	Control Systems	Beam	CCT	Finish
EP2NI-07	*07(Max)*	*1*	*354*	**ET** *ON-OFF 12V DC Power Supply*	**F** *Adjustable Beam Angle 10°-50°*	**27** *2700K* **30** *3000K* **40** *4000K*	**BK** *Black* **BZ** *Bronze*

Example : EP2NI-07ET-F30BK

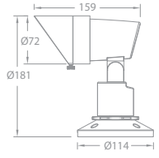

Model	Power (W)	LEDs (quantity)	Max Lumens (lm)	Control Systems	Beam	CCT	Finish
EP2SI-15	*15(Max)*	*COB*	*890*	**EL** *ON-OFF 220V AC Power Supply*	**F** *Adjustable Beam Angle 15°-60°*	**27** *2700K* **30** *3000K* **40** *4000K*	**BK** *Black* **BZ** *Bronze*

Example : EP2SI-15EL-F30BK

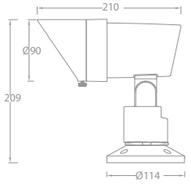

Model	Power (W)	LEDs (quantity)	Max Lumens (lm)	Control Systems	Beam	CCT	Finish
EP2MI-33	*33(Max)*	*COB*	*2089*	**EL** *ON-OFF 220V AC Power Supply*	**F** *Adjustable Beam Angle 15°-60°*	**27** *2700K* **30** *3000K* **40** *4000K*	**BK** *Black* **BZ** *Bronze*

Example : EP2MI-33EL-F30BK

Light Distribution

EP2NI-07

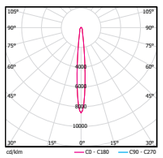

EP2NI-07ET-F30BZ 10D

0° Aiming Angle

D(M)	LUX	W	L
1	1705	0.2	0.2
2	426	0.4	0.4
3	189	0.5	0.5
4	107	0.7	0.7

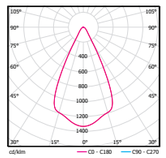

EP2NI-07ET-F30BZ 50D

0° Aiming Angle

D(M)	LUX	W	L
1	478	1.0	1.0
2	119	2.0	2.0
3	53	2.9	2.9
4	30	3.9	3.9

EP2SI-15

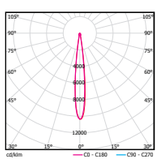

EP2SI-15EL-F30BK 15D

0° Aiming Angle

D(M)	LUX	W	L
1	4638	0.2	0.2
2	1160	0.4	0.4
3	515	0.6	0.6
4	290	0.8	0.8

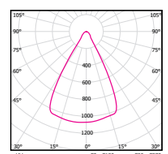

EP2SI-15EL-F30BK 60D

0° Aiming Angle

D(M)	LUX	W	L
1	783	1.1	1.1
2	196	2.2	2.2
3	87	3.4	3.4
4	49	4.5	4.5

EP2MI-33

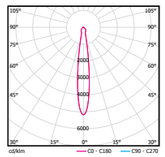

EP2MI-33EL-F30BK 15D

0° Aiming Angle

D(M)	LUX	W	L
1	7784	0.3	0.3
2	1946	0.5	0.5
3	865	0.8	0.8
4	487	1.0	1.0

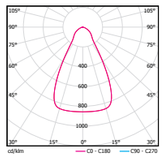

EP2MI-33EL-F30BK 60D

0° Aiming Angle

D(M)	LUX	W	L
1	1762	1.1	1.1
2	441	2.3	2.3
3	196	3.4	3.4
4	110	4.5	4.5

Accessories

Item	Code	Picture	Ø58	Ø72	Ø90
Stainless steel plate with Spike	*SPK*		*EP1NI-SPK-BK*	*EP1SI-SPK-BK*	*EP1SI-SPK-BK*

PANTHER ADJUSTABLE WASH



Product Parameters

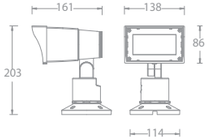

Model	Power (W)	Max Lumens (lm)	Control Systems	Beam	CCT	Finish
EP8MI-25	*25(Max)*	*1697*	**EL** *ON-OFF 220V AC Power Supply*	**F** *Adjustable Beam Angle*	**27** *2700K* **30** *3000K* **40** *4000K*	**BK** *Black* **BZ** *Bronze*

Example : EP8MI-25EL-F27BK

Specifications



- Body Material: Die-cast aluminum
- Optical System: Clear Lens included
- Finish: Environmentally safe powder coat
- Adjustable Angle: 0°-360° horizontal rotation and -30° to 90° vertical aiming tilt
- Accessories/Brackets: Spike,Vertical hood
- LED Type: SMD
- LED Wattage, CCT, Lumen Output: 25W 3000K 2310lm
- LED Lifetime: >50,000h-L70 / B10-Ta25℃ (LM-80 / TM-21)
- CCT/CRI: 2700K/3000K/4000K, Ra80
- LED Color Consistency: 3 SDCM
- Net Weight: 2.0Kg

Product Features/Optics



Rotatable Fixture Head

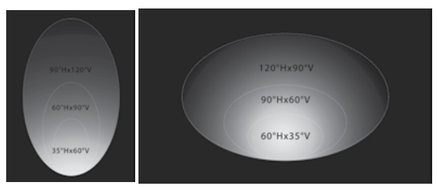

Mechanical adjustment+Optical adjustment

+Power adjustment

Light Distribution

EP8MI-25EL-F30BK

Specifications:

Wall height (m): 3

Offset from wall (m): 2

Luminaire spacing (m): 2

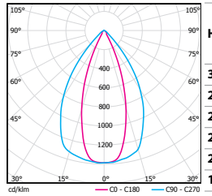

H (m)	Surface illumination (lux)												
	below the luminaire	between the luminaire	below the luminaire	between the luminaire	below the luminaire	below the luminaire	between the luminaire	below the luminaire	between the luminaire	below the luminaire	between the luminaire	below the luminaire	below the luminaire
3.125	*37*	*44*	*50*	*55*	*58*	*60*	*62*	*60*	*58*	*55*	*50*	*44*	*37*
2.875	*41*	*49*	*57*	*62*	*66*	*69*	*70*	*68*	*66*	*62*	*57*	*49*	*41*
2.625	*46*	*55*	*64*	*71*	*75*	*78*	*79*	*78*	*75*	*71*	*64*	*55*	*46*
2.375	*51*	*62*	*73*	*81*	*85*	*88*	*90*	*88*	*85*	*81*	*73*	*62*	*51*
2.125	*56*	*70*	*83*	*92*	*97*	*100*	*101*	*100*	*97*	*92*	*83*	*70*	*56*
1.875	*62*	*79*	*93*	*104*	*109*	*112*	*112*	*112*	*109*	*103*	*93*	*79*	*62*
1.625	*67*	*87*	*104*	*115*	*121*	*123*	*123*	*123*	*121*	*114*	*104*	*88*	*67*
1.375	*71*	*95*	*114*	*125*	*130*	*132*	*133*	*133*	*130*	*124*	*114*	*96*	*71*
1.125	*73*	*101*	*121*	*131*	*136*	*137*	*140*	*138*	*136*	*130*	*121*	*101*	*73*
0.875	*71*	*102*	*124*	*131*	*133*	*136*	*140*	*137*	*133*	*130*	*124*	*103*	*71*
0.625	*64*	*97*	*117*	*122*	*120*	*126*	*130*	*127*	*120*	*121*	*117*	*98*	*64*
0.375	*52*	*84*	*102*	*103*	*98*	*106*	*111*	*106*	*98*	*102*	*102*	*84*	*52*
0.125	*35*	*59*	*71*	*70*	*65*	*72*	*77*	*72*	*65*	*70*	*71*	*58*	*35*
m	*0.25*	*0.75*	*1.25*	*1.75*	*2.25*	*2.75*	*3.25*	*3.75*	*4.25*	*4.75*	*5.25*	*5.75*	*6.25*

Accessories

Item	Code	Picture	
Stainless steel plate with Spike	*SPK*		*EP1SI-SPK-BK*

Chengdu Tianfu Art Park
Chengdu, Sichuan Province



RING

The Ring series floodlights are professional LED floodlights designed by WAC for high-end outdoor lighting venues. The lamp body has a compact size, utilizing effective heat dissipation to extend the lifespan of the LED. The concise appearance and high-performance optical performance highlight the environment more. The Ring series features multiple sizes and the latest LED technology, allowing for precise adjustment of steering in both vertical and horizontal directions. Can be applied to building facades, landscapes, sculptures, and other projection sites.

RING



Ø84



Ø100



Ø125



Ø160

Specifications

IP65 | 50℃ / -20℃ | High CRI | DMX

- Body Material: Extruded aluminum body
- Optical System: Reflector
- Finish: Environmentally safe powder coat
- Adjustable Angle: 0°-330° horizontal rotation and -30° to 90° vertical aiming tilt°
- Accessories/Brackets: Glare shield, elongated beam lens, pole support and spike, etc.
- Wiring: Please refer to wiring schematic diagram at the end of catalog
- LED Type: COB
- LED Wattage, CCT, Lumen Output:
  EP9NI-18 3000K 1635lm EP9SI-32 3000K 2978lm
  EP9MI-47 3000K 5286lm EP9LI-68 3000K 7623lm
- LED Lifetime: >50,000h-L70 / B10-Ta25℃ (LM-80/TM-21)
- LED Color Consistency: 3 SDCM
- Net Weight: 1.0Kg / 1.5Kg / 2.5Kg / 3.5Kg

Product Features/Optics



1 *17°*



2 *23°/25°*



3 *33°/35°/36°*



4 *45°*



Product Parameters

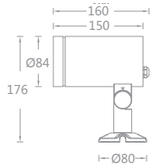

Model	Power (W)	LEDs (quantity)	Max Lumens (lm)	Control Systems	Beam	CCT	Finish
EP9NI-18	*18(Max)*	*COB*	*1635*	**EL** *ON-OFF 220V AC Power Supply* **ML** *DMX512 220V AC Power Supply*	**1** *17°* **2** *25°* **3** *36°*	**27** *2700K* **30** *3000K* **40** *4000K*	**BK** *Black*

Example : EP9NI-18EL-130BK

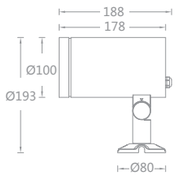

Model	Power (W)	LEDs (quantity)	Max Lumens (lm)	Control Systems	Beam	CCT	Finish
EP9SI-32	*32(Max)*	*COB*	*2978*	**EL** *ON-OFF 220V AC Power Supply* **ML** *DMX512 220V AC Power Supply*	**1** *17°* **2** *23°* **3** *33°*	**27** *2700K* **30** *3000K* **40** *4000K*	**BK** *Black*

Example : EP9SI-32EL-130BK

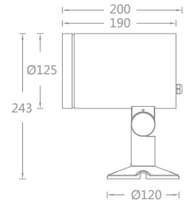

Model	Power (W)	LEDs (quantity)	Max Lumens (lm)	Control Systems	Beam	CCT	Finish
EP9MI-47	*47(Max)*	*COB*	*5286*	**EL** *ON-OFF 220V AC Power Supply* **ML** *DMX512 220V AC Power Supply*	**2** *23°* **3** *35°* **4** *45°*	**27** *2700K* **30** *3000K* **40** *4000K*	**BK** *Black*

Example : EP9MI-47EL-230BK

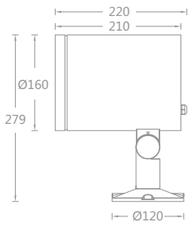

Model	Power (W)	LEDs (quantity)	Max Lumens (lm)	Control Systems	Beam	CCT	Finish
EP9LI-68	*68(Max)*	*COB*	*7623*	**EL** *ON-OFF 220V AC Power Supply* **ML** *DMX512 220V AC Power Supply*	**2** *23°* **3** *35°* **4** *45°*	**27** *2700K* **30** *3000K* **40** *4000K*	**BK** *Black*

Example : EP9LI-68EL-230BK

Light Distribution

EP9NI

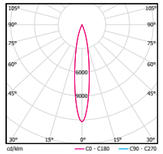

EP9NI-18EL-130BK

0° Aiming Angle

D(M)	LUX	W	L
1	12524	0.3	0.3
2	3131	0.6	0.6
3	1392	0.9	0.9
4	783	1.2	1.2

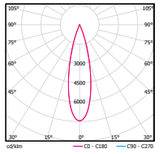

EP9NI-18EL-230BK

0° Aiming Angle

D(M)	LUX	W	L
1	7545	0.4	0.4
2	1886	0.9	0.9
3	838	1.3	1.3
4	472	1.8	1.8

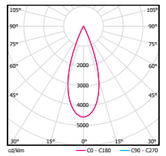

EP9NI-18EL-330BK

0° Aiming Angle

D(M)	LUX	W	L
1	4603	0.6	0.6
2	1151	1.3	1.3
3	511	1.9	1.9
4	288	2.6	2.6

EP9SI

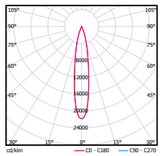

EP9SI-32EL-130BK

0° Aiming Angle

D(M)	LUX	W	L
1	22012	0.3	0.3
2	5503	0.6	0.6
3	2446	0.9	0.9
4	1376	1.2	1.2

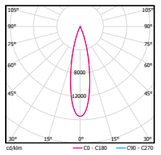

EP9SI-32EL-230BK

0° Aiming Angle

D(M)	LUX	W	L
1	15467	0.4	0.4
2	3867	0.8	0.8
3	1719	1.2	1.2
4	967	1.6	1.6

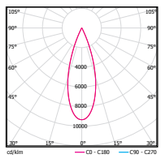

EP9SI-32EL-330BK

0° Aiming Angle

D(M)	LUX	W	L
1	9412	0.6	0.6
2	2353	1.2	1.2
3	1046	1.8	1.8
4	588	2.4	2.4

EP9MI

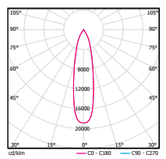

EP9MI-47EL-230BK

0° Aiming Angle

D(M)	LUX	W	L
1	18886	0.4	0.4
2	4722	0.8	0.8
3	2098	1.2	1.2
4	1180	1.6	1.6

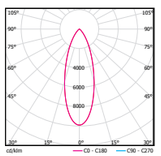

EP9MI-47EL-330BK

0° Aiming Angle

D(M)	LUX	W	L
1	9908	0.6	0.6
2	2477	1.3	1.3
3	1101	1.9	1.9
4	619	2.5	2.5

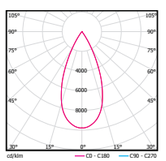

EP9MI-47EL-430BK

0° Aiming Angle

D(M)	LUX	W	L
1	9795	0.8	0.8
2	2449	1.7	1.7
3	1088	2.5	2.5
4	612	3.3	3.3

Light Distribution

EP9LI

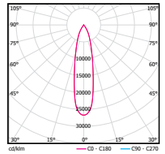

EP9LI-68EL-230BK

0° Aiming Angle

D(M)	LUX	W	L
1	26770	0.4	0.4
2	6693	0.8	0.8
3	2974	1.2	1.2
4	1673	1.6	1.6

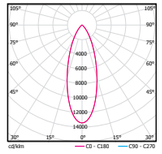

EP9LI-68EL-330BK

0° Aiming Angle

D(M)	LUX	W	L
1	13447	0.6	0.6
2	3362	1.3	1.3
3	1494	1.9	1.9
4	840	2.5	2.5

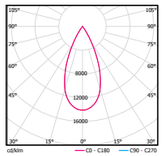

EP9LI-68EL-430BK

0° Aiming Angle

D(M)	LUX	W	L
1	14125	0.8	0.8
2	3531	1.7	1.7
3	1569	2.5	2.5
4	883	3.3	3.3

Accessories

Item	Code	Picture	Ø80	Ø100	Ø125	Ø160
Wall Wash Visor	*WW1*		*EP9NI-WW1-BK*	*EP9SI-WW1-BK*	*EP9MI-WW1-BK*	*EP9LI-WW1-BK*
Wall Wash Visor	*WW2*		*EP9NI-WW2-BK*	*EP9SI-WW2-BK*	*EP9MI-WW2-BK*	*EP9LI-WW2-BK*
Support for Tree	*SPT*		*EP9SI-SPT-BK*		*EP9LI-SPT-BK*	
Support for Pole	*SPL*		*EP1SL-SPL-BK*		*EP1LL-SPL-BK*	
Support for Pole	*SPL*		*/*	*/*	*EP5MI-SPL-BK*	
Stainless steel plate with Spike (round base)	*SPK*		*EP1NL-SPK-BK*		*EP1SL-SPK-BK*	



Xujiahui Catholic Church
Shanghai



SHINE PRO

IP65 rated to protect ingress of dust and powerful water jets in exterior environments, SHINE PRO delivers high lumens to highlight buildings, facades, bridges and other large structures. Crafted with die-cast aluminum housings and tempered glass lenses, SHINE Pro offers a variety of changeable color temperatures and color systems. Custom optics and Accessories are available. Four sizes available for various applications.

SHINE PRO



EF3N01



EF3S03



EF3M04



EF3L09

Specifications



- Body Material: Die-cast aluminum body
- Optical System: Clear Lens included
- Finish: Environmentally safe powder coat
- Adjustable Angle: 0°-330° horizontal rotation and 0°-90° vertical aiming tilt
- Wiring: Please refer to wiring schematic diagram at the end of catalog
- LED Type: High Power LED
- LED Wattage, CCT, Lumen Output:
  EF3N01 3000K 330lm EF3S08 3000K 1100lm
  EF3M04 3000K 2660lm EF3L09 3000K 4800lm
- LED Lifetime: >50,000h-L70 / B10-Ta25℃ (LM-80/TM-21)
- LED Color Consistency: 3 SDCM(MONO), 5 SDCM(RGBW)
- Net Weight: 0.5Kg / 1.5Kg / 2.5Kg / 3.5Kg

Product Features/Optics



V *4°*

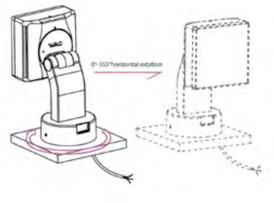

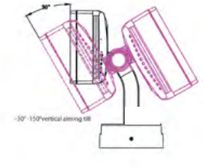

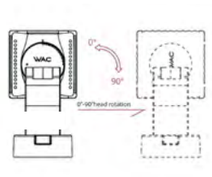

Product Parameters

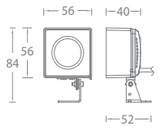

Model	Power (W)	LEDs (quantity)	Max Lumens (lm)	Control Systems	Beam	CCT	Finish
EF3N01	**03** *03(Max)*	*1*	*158*	**ET** *ON-OFF 24V DC Power Supply* **MT** *DMX512 Dimming 24V DC Power Supply*	**V** *4°*	**27** *2700K* **30** *3000K* **40** *4000K*	**BK** *Black*

Example :EF3N01-03ET-V27BK

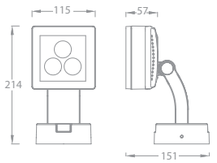

Model	Power (W)	LEDs (quantity)	Max Lumens (lm)	Control Systems	Beam	CCT	Finish
EF3S03	**08** *08(Max)*	*3*	*526*	**EL** *ON-OFF 220V AC Power Supply* **ML** *DMX512 Dimming 220V AC Power Supply*	**V** *4°*	**27** *2700K* **30** *3000K* **40** *4000K*	**BK** *Black*

Example :EF3S03-08EL-V27BK

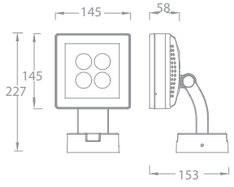

Model	Power (W)	LEDs (quantity)	Max Lumens (lm)	Control Systems	Beam	CCT	Finish
EF3M04	**11** *11(Max)*	*4*	*717*	**EL** *ON-OFF 220V AC Power Supply* **ML** *DMX512 Dimming 220V AC Power Supply*	**V** *4°*	**27** *2700K* **30** *3000K* **40** *4000K*	**BK** *Black*

Example :EF3M04-11ML-V30BK

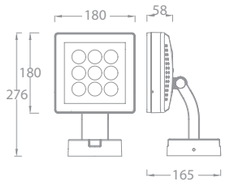

Model	Power (W)	LEDs (quantity)	Max Lumens (lm)	Control Systems	Beam	CCT	Finish
EF3L09	**24** *24(Max)*	*9*	*1623*	**EL** *ON-OFF 220V AC Power Supply* **ML** *DMX512 Dimming 220V AC Power Supply*	**V** *4°*	**27** *2700K* **30** *3000K* **40** *4000K*	**BK** *Black*

Example :EF3L09-24EL-V27BK

Light Distribution

EF3N

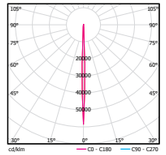

EF3N01-03ET-V30BK

0° Aiming Angle

D(M)	LUX	W	L
1	12705	0.1	0.1
2	3175	0.1	0.1
3	1412	0.2	0.2
4	794	0.2	0.2

EF3S

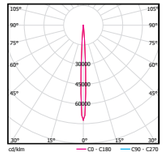

EF3S03-08EL-V30BK

0° Aiming Angle

D(M)	LUX	W	L
1	38857	0.1	0.1
2	9714	0.1	0.1
3	4317	0.2	0.2
4	2429	0.2	0.2

EF3M

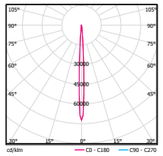

EF3M04-11EL-V30BK

0° Aiming Angle

D(M)	LUX	W	L
1	51937	0.1	0.1
2	12993	0.2	0.2
3	5775	0.3	0.3
4	3248	0.4	0.4

EF3L

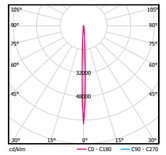

EF3L09-24EL-V30BK

0° Aiming Angle

D(M)	LUX	W	L
1	108470	0.1	0.1
2	27118	0.1	0.1
3	12062	0.2	0.2
4	6779	0.2	0.2

Accessories

Item	Code	Picture	EF3N01	EF3S03	EF3M09	EF3L09
Wall Washer Visor	*WW1*		*EF3N-WW1-BK*	*EF3S-WW1-BK*	*EF3M-WW1-BK*	*EF3L-WW1-BK*

Shanghai Xuhui High School
Shanghai

SHINE PRO



EF3N01



EF3S04



EF3M09



EF3L16

Specifications



- Body Material: Die-cast aluminum body
- Optical System: Clear Lens included
- Finish: Environmentally safe powder coat
- Adjustable Angle: 0°-330° horizontal rotation and 0°-90° vertical aiming tilt
- Wiring: Please refer to wiring schematic diagram at the end of catalog
- LED Type: High Power LED
- LED Wattage, CCT, Lumen Output:
  EF3N01 3000K 330lm EF3S10 3000K 1100lm
  EF3M09 3000K 2660lm EF3L09 3000K 4800lm
- LED Lifetime: >50,000h-L70 / B10-Ta25℃ (LM-80/TM-21)
- LED Color Consistency: 3 SDCM(MONO), 5 SDCM(RGBW)
- Net Weight: 0.5Kg / 1.5Kg / 2.5Kg / 3.5Kg

Product Features/Optics



S *6°* **1** *13°/19°* **2** *20°/29°* **3** *30°/37°* **5** *53°* **J** *8°x27°* **F** *23°x36°*

Product Parameters

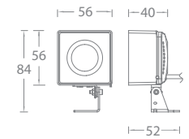

Model	Power (W)	LEDs (quantity)	Max Lumens (lm)	Control Systems	Beam	CCT	Finish
EF3N01	**03** *03(Max)*	*1*	*158*	**ET** *ON-OFF 24V DC Power Supply* **MT** *DMX512 Dimming 24V DC Power Supply*	**S** *6°* **1** *13°* **2** *20°* **3** *30°* **J** *8°x27°*	**27** *2700K* **30** *3000K* **40** *4000K*	**BK** *Black*
EF3N01	**02** *02(Max)*	*1*	*130*	**MT** *DMX512 Dimming 24V DC Power Supply*	**1** *19°* **2** *29°* **3** *37°* **5** *53°* **F** *23°x36°*	**F30** *RGBW(3000K)* **F40** *RGBW(4000K)* **F60** *RGBW(5700K)*	**BK** *Black*

Example :EF3N01-03ET-S27BK

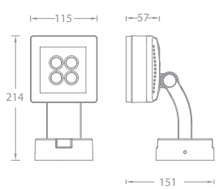

Model	Power (W)	LEDs (quantity)	Max Lumens (lm)	Control Systems	Beam	CCT	Finish
EF3S04	**10** *10(Max)*	*4*	*604*	**EL** *ON-OFF 220V AC Power Supply* **ML** *DMX512 Dimming 220V AC Power Supply*	**S** *6°* **1** *13°* **2** *20°* **3** *30°* **J** *8°x27°*	**27** *2700K* **30** *3000K* **40** *4000K*	**BK** *Black*
EF3S04	**10** *10(Max)*	*4*	*305*	**ML** *DMX512 Dimming 220V AC Power Supply*	**1** *19°* **2** *29°* **3** *37°* **5** *53°* **F** *23°x36°*	**F30** *RGBW(3000K)* **F40** *RGBW(4000K)* **F60** *RGBW(5700K)*	**BK** *Black*

Example :EF3S04-10EL-S27BK

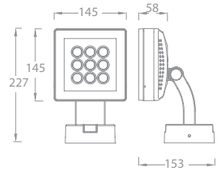

Model	Power (W)	LEDs (quantity)	Max Lumens (lm)	Control Systems	Beam	CCT	Finish
EF3M09	**24** *24(Max)*	*9*	*1234*	**EL** *ON-OFF 220V AC Power Supply* **ML** *DMX512 Dimming 220V AC Power Supply*	**S** *6°* **1** *13°* **2** *20°* **3** *30°* **J** *8°x27°*	**27** *2700K* **30** *3000K* **40** *4000K*	**BK** *Black*
EF3M09	**22** *22(Max)*	*9*	*782*	**ML** *DMX512 Dimming 220V AC Power Supply*	**1** *19°* **2** *29°* **3** *37°* **5** *53°* **F** *23°x36°*	**F30** *RGBW(3000K)* **F40** *RGBW(4000K)* **F60** *RGBW(5700K)*	**BK** *Black*

Example :EF3M09-24ML-S30BK

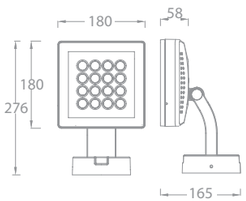

Model	Power (W)	LEDs (quantity)	Max Lumens (lm)	Control Systems	Beam	CCT	Finish
EF3L16	**43** *43(Max)*	*16*	*2664*	**EL** *ON-OFF 220V AC Power Supply* **ML** *DMX512 Dimming 220V AC Power Supply*	**S** *6°* **1** *13°* **2** *20°* **3** *30°* **J** *8°x27°*	**27** *2700K* **30** *3000K* **40** *4000K*	**BK** *Black*
EF3L16	**30** *30(Max)*	*16*	*1288*	**ML** *DMX512 Dimming 220V AC Power Supply*	**1** *19°* **2** *29°* **3** *37°* **5** *53°* **F** *23°x36°*	**F30** *RGBW(3000K)* **F40** *RGBW(4000K)* **F60** *RGBW(5700K)*	**BK** *Black*

Example :EF3L16-43EL-S27BK

Light Distribution

EF3N

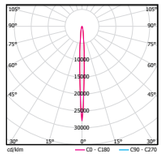

EF3N01-03ET-S30BK

0° Aiming Angle

D(M)	LUX	W	L
1	4409	0.1	0.1
2	1102	0.2	0.2
3	490	0.3	0.3
4	176	0.4	0.4

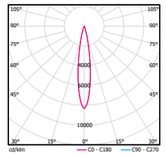

EF3N01-03ET-230BK

0° Aiming Angle

D(M)	LUX	W	L
1	3222	0.2	0.2
2	806	0.3	0.3
3	358	0.4	0.4
4	201	0.6	0.6

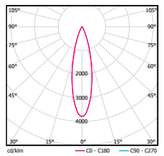

EF3N01-03ET-330BK

0° Aiming Angle

D(M)	LUX	W	L
1	1372	0.2	0.2
2	343	0.4	0.4
3	152	0.7	0.7
4	86	0.9	0.9

EF3S

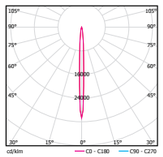

EF3S04-10EL-S30BK

0° Aiming Angle

D(M)	LUX	W	L
1	15850	0.1	0.1
2	4845	0.2	0.2
3	2064	0.3	0.3
4	1161	0.4	0.4

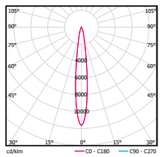

EF3S04-10EL-130BK

0° Aiming Angle

D(M)	LUX	W	L
1	5203	0.2	0.2
2	1301	0.4	0.4
3	578	0.7	0.7
4	325	0.9	0.9

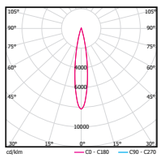

EF3S04-10EL-230BK

0° Aiming Angle

D(M)	LUX	W	L
1	3094	0.3	0.3
2	773	0.6	0.6
3	344	0.9	0.9
4	193	1.2	1.2

EF3M

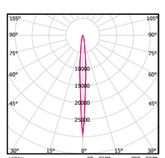

EF3M09-24EL-S30BK

0° Aiming Angle

D(M)	LUX	W	L
1	37637	0.1	0.1
2	9409	0.2	0.2
3	4182	0.3	0.3
4	2352	0.4	0.4

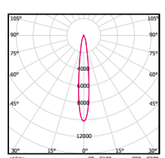

EF3M09-24EL-130BK

0° Aiming Angle

D(M)	LUX	W	L
1	10467	0.2	0.2
2	2617	0.5	0.5
3	1163	0.7	0.7
4	654	0.9	0.9

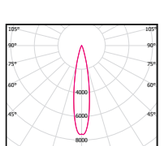

EF3M09-24EL-230BK

0° Aiming Angle

D(M)	LUX	W	L
1	5307	0.4	0.4
2	1327	0.7	0.7
3	590	1.0	1.0
4	332	1.4	1.4

WACLIGHTING.COM.CN

Light Distribution

EF3L

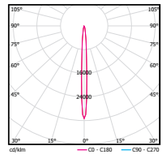

EF3L16-43EL-S30BK

0° Aiming Angle

D(M)	LUX	W	L
1	71209	0.1	0.1
2	17802	0.2	0.2
3	7912	0.3	0.3
4	4451	0.4	0.4

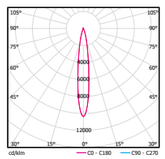

EF3L16-43EL-130BK

0° Aiming Angle

D(M)	LUX	W	L
1	27665	0.3	0.3
2	6916	0.5	0.5
3	3074	0.7	0.7
4	1729	1.0	1.0

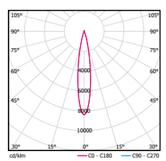

EF3L16-43EL-230BK

0° Aiming Angle

D(M)	LUX	W	L
1	11884	0.3	0.3
2	2971	0.6	0.6
3	1320	0.9	0.9
4	743	1.2	1.2

Accessories

Item	Code	Picture	EF3N01	EF3S04	EF3M09	EF3L16
Wall Washer Visor	*WW1*		*EF3N-WW1-BK*	*EF3S-WW1-BK*	*EF3M-WW1-BK*	*EF3L-WW1-BK*

spot

WACLIGHTING.COM.CN

SHINE PRO SPOT AND FLOOD



EF1S12



EF1L24



EF1S24



EF1L48

Specifications

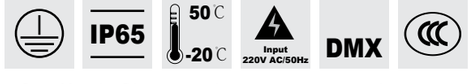

- Body Material: Die-cast aluminum body and base, stainless steel mounting plate
- Optical System: Clear Lens included+W-Module
- Finish: Environmentally safe powder coat
- Adjustable Angle: 0°-330° horizontal rotation and 0°-90° vertical aiming tilt
- Accessories/Brackets: Wall washer visor, Spike and Adaptor
- Wiring: Please refer to wiring schematic diagram at the end of catalog
- LED Type: High Power LED
- LED Wattage, CCT, Lumen Output:
  EF1S12 3000K 3080lm EF1L24 3000K 6160lm
  EF1S24 3000K 5060lm EF1L48 3000K 6624lm
- LED Lifetime: >50,000h-L70 / B10-Ta25℃ (LM-80/TM-21)
- CCT/CRI: 2700K/3000K/4000K/RGB/RGBW, Ra80
- LED Color Consistency: 3 SDCM(MONO)
- Net Weight: 5.8Kg / 9.6Kg / 5.8Kg / 9.6Kg

Product Features/Optics



V *4°* **S** *7°* **1** *13°* **3** *30°* **4** *40°* **J** *12°x35°*

Product Parameters

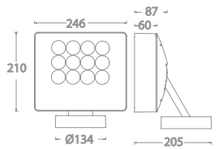

Model	Power (W)	LEDs (quantity)	Max Lumens (lm)	Control Systems	Beam	CCT	Finish
EF1S12-028	*28(Max)*	*12*	*2016*	**EL** *ON-OFF 220V AC Power Supply* **ML** *DMX512 Dimming 220V AC Power Supply*	**V** *4°*	**27** *2700K* **30** *3000K* **40** *4000K* **FC** *RGB* **FW** *RGBW*	**BK** *Black*

Example :EF1S12-028EL-V40BK

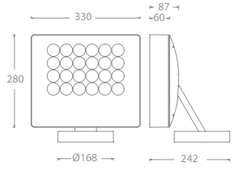

Model	Power (W)	LEDs (quantity)	Max Lumens (lm)	Control Systems	Beam	CCT	Finish
EF1L24-056	*56(Max)*	*24*	*3482*	**EL** *ON-OFF 220V AC Power Supply* **ML** *DMX512 Dimming 220V AC Power Supply*	**V** *4°*	**27** *2700K* **30** *3000K* **40** *4000K* **FC** *RGB* **FW** *RGBW*	**BK** *Black*

Example :EF1L24-056EL-V40BK

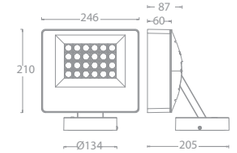

Model	Power (W)	LEDs (quantity)	Max Lumens (lm)	Control Systems	Beam	CCT	Finish
EF1S24-056	*56(Max)*	*24*	*3007*	**EL** *ON-OFF 220V AC Power Supply* **ML** *DMX512 Dimming 220V AC Power Supply*	**S** *7°* **1** *13°* **3** *30°* **4** *40°* **J** *12°x35°*	**27** *2700K* **30** *3000K* **40** *4000K* **FC** *RGB* **FW** *RGBW*	**BK** *Black*

Example :EF1S24-056EL-S40BK

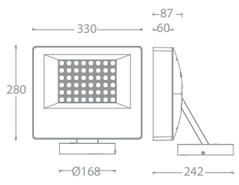

Model	Power (W)	LEDs (quantity)	Max Lumens (lm)	Control Systems	Beam	CCT	Finish
EF1L48-112	*112(Max)*	*48*	*5697*	**EL** *ON-OFF 220V AC Power Supply* **ML** *DMX512 Dimming 220V AC Power Supply*	**S** *7°* **1** *13°* **3** *30°* **4** *40°* **J** *12°x35°*	**27** *2700K* **30** *3000K* **40** *4000K* **FC** *RGB* **FW** *RGBW*	**BK** *Black*

Example :EF1L48-112EL-S40BK

Light Distribution

EF1S12

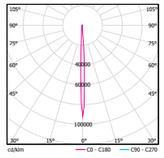

EF1S12-028EL-V40BK

0° Aiming Angle

D(M)	LUX	W	L
1	188551	0.1	0.1
2	47138	0.2	0.2
3	20950	0.2	0.2
4	11784	0.3	0.3

EF1L24

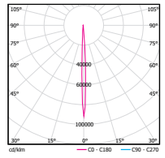

EF1L24-056EL-V40BK

0° Aiming Angle

D(M)	LUX	W	L
1	225156	0.1	0.1
2	56289	0.2	0.2
3	25017	0.3	0.3
4	14072	0.3	0.3

EF1S24

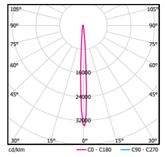

EF1S24-056EL-S30BK

0° Aiming Angle

D(M)	LUX	W	L
1	113294	0.1	0.1
2	28324	0.2	0.2
3	12588	0.3	0.3
4	7081	0.4	0.4

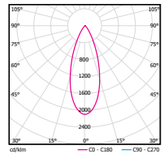

EF1S24-056EL-430BK

0° Aiming Angle

D(M)	LUX	W	L
1	6695	0.7	0.7
2	1674	1.4	1.4
3	744	2.0	2.0
4	418	2.7	2.7

EF1L48

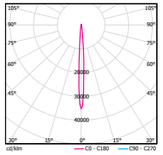

EF1L48-112EL-S30BK

0° Aiming Angle

D(M)	LUX	W	L
1	238192	0.1	0.1
2	59548	0.2	0.2
3	26466	0.3	0.3
4	14887	0.4	0.4

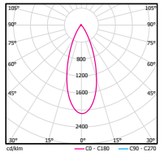

EF1L48-112EL-430BK

0° Aiming Angle

D(M)	LUX	W	L
1	13037	0.7	0.7
2	3259	1.4	1.4
3	1449	2.0	2.0
4	815	2.7	2.7

Accessories

Item	Code	Picture	EF1S12 / EF1S24	EF1L24 / EF1L48
Wall Washer Visor	*WW*		*EF1S-WW1-BK*	*EF1L-WW1-BK*
Stainless plate with Spike	*SPK*		*EF1S-SPK-BK*	*EF1L-SPK-BK*
Adaptor For Pole	*AP*		*EF1S-APE-BK*	*EF1L-APE-BK*

SHINE PRO MONO AND RGBW



EF4TI EF4NI EF4SI EF4MI EF4LI

Specifications

IP65 | 50℃ / -20℃ | High CRI | Input 220V AC/50Hz | DMX | INFI-POWER

- Body Material: Die-cast aluminum body
- Optical System: Clear Lens included
- Finish: Environmentally safe powder coat
- Adjustable Angle: -30° to 90° vertical aiming tilt
- Accessories/Brackets: Wall Washer shield available
- Wiring: Please refer to wiring schematic diagram at the end of catalog
- LED Type: High Power LED
- LED Wattage, CCT, Lumen Output:
  EF4TI 3000K 9749lm EF4NI 3000K 13594m EF4SI 3000K 22400lm
  EF4MI 3000K 28000lm EF4LI 3000K 44800lm
- LED Lifetime: >50,000h-L70 / B10-Ta25℃ (LM-80/TM-21)
- LED Color Consistency: 3 SDCM
- Net Weight: 5.5Kg / 9Kg / 15Kg / 18Kg / 30Kg

Product Features/Optics

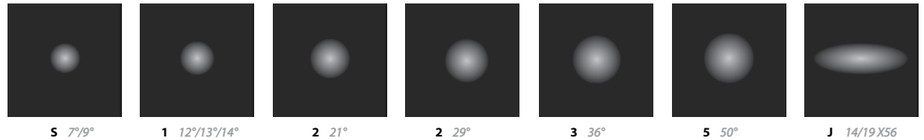

S *7°/9°* **1** *12°/13°/14°* **2** *21°* **2** *29°* **3** *36°* **5** *50°* **J** *14/19 X56*



1 *12°/13°/14°* **2** *28°/29°* **5** *50°* **J** *14°/17°/22°x27°/29°*

Product Parameters

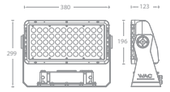

Model	Power (W)	LEDs (quantity)	Max Lumens (lm)	Control Systems	Beam	CCT	Finish
EF4TI-130	*130(Max)*	*60*	*10540*	**EL** *ON-OFF 220V AC Power Supply* **ML** *DMX512 Dimming 220V AC Power Supply*	**S** *7°* **1** *12°* **2** *21°* **3** *36°* **5** *50°* **J** *14°x56°*	**27** *2700K* **30** *3000K* **40** *4000K*	**BK** *Black*
EF4TI-118	*118(Max)*	*60*	*3879*	**ML** *DMX512 Dimming 220V AC Power Supply*	**1** *12°* **2** *28°* **5** *50°* **J** *14°x27°*	**F30** *RGBW(3000K)* **F40** *RGBW(4000K)* **F60** *RGBW(6000K)*	**BK** *Black*

Example : EF4TI-130EL-130BK

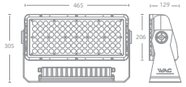

Model	Power (W)	LEDs (quantity)	Max Lumens (lm)	Control Systems	Beam	CCT	Finish
EF4NI-190	*190(Max)*	*96*	*14779*	**EL** *ON-OFF 220V AC Power Supply* **ML** *DMX512 Dimming 220V AC Power Supply*	**S** *9°* **1** *12°* **2** *25°* **3** *36°* **5** *50°* **J** *14°x56°*	**27** *2700K* **30** *3000K* **40** *4000K*	**BK** *Black*
EF4NI-161	*161(Max)*	*96*	*7334*	**ML** *DMX512 Dimming 220V AC Power Supply*	**1** *14°* **2** *29°* **5** *50°* **J** *17°x29°*	**F30** *RGBW(3000K)* **F40** *RGBW(4000K)* **F60** *RGBW(6000K)*	**BK** *Black*

Example : EF4NI-190EL-130BK

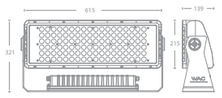

Model	Power (W)	LEDs (quantity)	Max Lumens (lm)	Control Systems	Beam	CCT	Finish
EF4SI-280	*280(Max)*	*108*	*21417*	**EL** *ON-OFF 220V AC Power Supply* **ML** *DMX512 Dimming 220V AC Power Supply*	**S** *9°* **1** *12°* **2** *24°* **3** *37°* **5** *50°* **J** *19°x56°*	**27** *2700K* **30** *3000K* **40** *4000K*	**BK** *Black*
EF4SI-227	*227(Max)*	*108*	*10031*	**ML** *DMX512 Dimming 220V AC Power Supply*	**1** *13°* **2** *29°* **5** *50°* **J** *22°x29°*	**F30** *RGBW(3000K)* **F40** *RGBW(4000K)* **F60** *RGBW(6000K)*	**BK** *Black*

Example : EF4SI-280EL-130BK

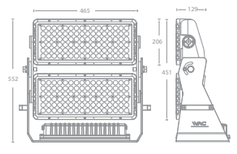

Model	Power (W)	LEDs (quantity)	Max Lumens (lm)	Control Systems	Beam	CCT	Finish
EF4MI-380	*380(Max)*	*192*	*28274*	**EL** *ON-OFF 220V AC Power Supply* **ML** *DMX512 Dimming 220V AC Power Supply*	**S** *9°* **1** *12°* **2** *25°* **3** *36°* **5** *50°* **J** *14°x56°*	**27** *2700K* **30** *3000K* **40** *4000K*	**BK** *Black*
EF4MI-322	*322(Max)*	*192*	*14668*	**ML** *DMX512 Dimming 220V AC Power Supply*	**1** *14°* **2** *29°* **5** *50°* **J** *17°x29°*	**F30** *RGBW(3000K)* **F40** *RGBW(4000K)* **F60** *RGBW(6000K)*	**BK** *Black*

Example : EF4MI-380EL-130BK

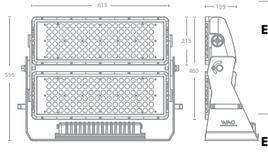

Model	Power (W)	LEDs (quantity)	Max Lumens (lm)	Control Systems	Beam	CCT	Finish
EF4LI-560	*560(Max)*	*216*	*42834*	**EL** *ON-OFF 220V AC Power Supply* **ML** *DMX512 Dimming 220V AC Power Supply*	**S** *9°* **1** *12°* **2** *24°* **3** *37°* **5** *50°* **J** *19°x56°*	**27** *2700K* **30** *3000K* **40** *4000K*	**BK** *Black*
EF4LI-454	*454(Max)*	*216*	*20063*	**ML** *DMX512 Dimming 220V AC Power Supply*	**1** *13°* **2** *29°* **5** *50°* **J** *22°x29°*	**F30** *RGBW(3000K)* **F40** *RGBW(4000K)* **F60** *RGBW(6000K)*	**BK** *Black*

Example : EF4LI-560EL-130BK

EF4TI

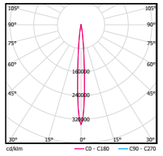

EF4TI-130EL-S30BK

0° Aiming Angle

D(M)	LUX	W	L
1	337090	0.1	0.1
2	84273	0.2	0.2
3	37454	0.4	0.4
4	21068	0.5	0.5

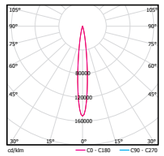

EF4TI-130EL-130BK

0° Aiming Angle

D(M)	LUX	W	L
1	151478	0.2	0.2
2	37870	0.4	0.4
3	16831	0.6	0.6
4	9467	0.8	0.8

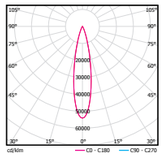

EF4TI-130EL-230BK

0° Aiming Angle

D(M)	LUX	W	L
1	54011	0.4	0.4
2	13503	0.7	0.7
3	6001	1.1	1.1
4	3376	1.5	1.5

EF4NI

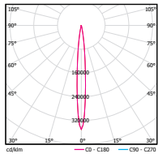

EF4NI-190EL-S30BK

0° Aiming Angle

D(M)	LUX	W	L
1	350081	0.2	0.2
2	87520	0.3	0.3
3	38898	0.5	0.5
4	21880	0.6	0.6

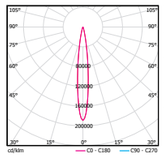

EF4NI-190EL-130BK

0° Aiming Angle

D(M)	LUX	W	L
1	188897	0.2	0.2
2	47224	0.4	0.4
3	20989	0.6	0.6
4	11806	0.8	0.8

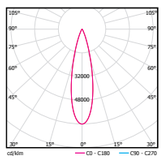

EF4NI-190EL-230BK

0° Aiming Angle

D(M)	LUX	W	L
1	64143	0.4	0.4
2	16036	0.9	0.9
3	7127	1.3	1.3
4	4009	1.8	1.8

EF4SI

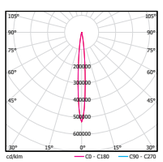

EF4SI-280EL-S30BK

0° Aiming Angle

D(M)	LUX	W	L
1	526430	0.2	0.2
2	131608	0.3	0.3
3	58492	0.5	0.5
4	32902	0.6	0.6

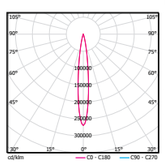

EF4SI-280EL-130BK

0° Aiming Angle

D(M)	LUX	W	L
1	268940	0.2	0.2
2	67235	0.4	0.4
3	29882	0.6	0.6
4	16809	0.8	0.8

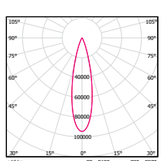

EF4SI-280EL-230BK

0° Aiming Angle

D(M)	LUX	W	L
1	94430	0.5	0.5
2	23608	0.9	0.9
3	10492	1.4	1.4
4	5902	1.8	1.8

EF4MI

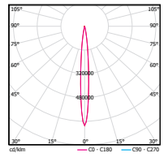

EF4MI-380EL-S30BK

0° Aiming Angle

D(M)	LUX	W	L
1	669738	0.2	0.2
2	167435	0.3	0.3
3	74415	0.5	0.5
4	41859	0.6	0.6

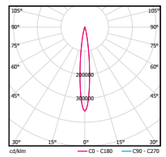

EF4MI-380EL-130BK

0° Aiming Angle

D(M)	LUX	W	L
1	353133	0.2	0.2
2	88283	0.4	0.4
3	39237	0.6	0.6
4	22071	0.8	0.8

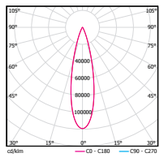

EF4MI-380EL-230BK

0° Aiming Angle

D(M)	LUX	W	L
1	119308	0.4	0.4
2	29827	0.9	0.9
3	13256	1.3	1.3
4	7457	1.8	1.8

EF4LI

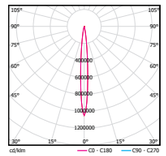

EF4LI-560EL-S30BK

0° Aiming Angle

D(M)	LUX	W	L
1	1052828	0.2	0.2
2	263207	0.3	0.3
3	116981	0.5	0.5
4	65802	0.6	0.6

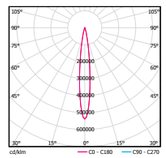

EF4LI-560EL-130BK

0° Aiming Angle

D(M)	LUX	W	L
1	537907	0.2	0.2
2	134477	0.4	0.4
3	59767	0.6	0.6
4	33619	0.8	0.8

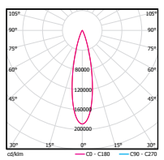

EF4LI-560EL-230BK

0° Aiming Angle

D(M)	LUX	W	L
1	188867	0.4	0.4
2	47217	0.9	0.9
3	20985	1.3	1.3
4	11804	1.7	1.7

Light Distribution

EF4TI

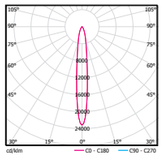

EF4TI-118ML-1F30BK

0° Aiming Angle

D(M)	LUX	W	L
1	23173	0.2	0.2
2	5793	0.4	0.4
3	2575	0.6	0.6
4	1448	0.8	0.8

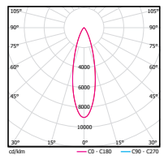

EF4TI-118ML-2F30BK

0° Aiming Angle

D(M)	LUX	W	L
1	9027	0.5	0.5
2	2257	1.0	1.0
3	1003	1.5	1.5
4	564	2.0	2.0

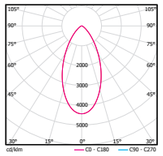

EF4TI-118ML-5F30BK

0° Aiming Angle

D(M)	LUX	W	L
1	4434	0.9	0.9
2	1109	1.9	1.9
3	493	2.8	2.8
4	277	3.7	3.7

EF4NI

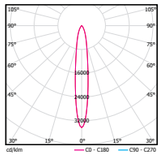

EF4NI-161ML-1F30BK

0° Aiming Angle

D(M)	LUX	W	L
1	34313	0.2	0.2
2	8578	0.5	0.5
3	3813	0.7	0.7
4	2145	1.0	1.0

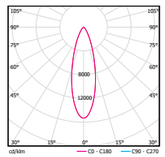

EF4NI-161ML-2F30BK

0° Aiming Angle

D(M)	LUX	W	L
1	15320	0.5	0.5
2	3830	1.0	1.0
3	1702	1.6	1.6
4	958	2.1	2.1

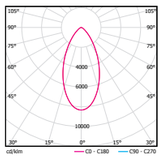

EF4NI-161ML-5F30BK

0° Aiming Angle

D(M)	LUX	W	L
1	8339	0.9	0.9
2	2085	1.9	1.9
3	927	2.8	2.8
4	521	3.7	3.7

EF4SI

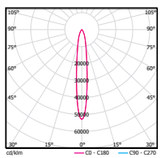

EF4SI-227ML-1F30BK

0° Aiming Angle

D(M)	LUX	W	L
1	52922	0.2	0.2
2	13231	0.5	0.5
3	5880	0.7	0.7
4	3308	0.9	0.9

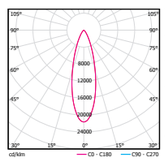

EF4SI-227ML-2F30BK

0° Aiming Angle

D(M)	LUX	W	L
1	21650	0.5	0.5
2	5413	1.0	1.0
3	2406	1.6	1.6
4	1353	2.1	2.1

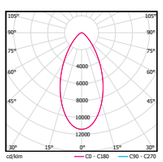

EF4SI-227ML-5F30BK

0° Aiming Angle

D(M)	LUX	W	L
1	11404	0.9	0.9
2	2851	1.9	1.9
3	1267	2.8	2.8
4	713	3.7	3.7

Light Distribution

EF4MI

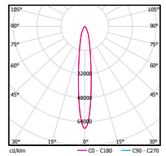

EF4MI-322ML-1F30BK

0° Aiming Angle

D(M)	LUX	W	L
1	68625	0.2	0.2
2	17156	0.5	0.5
3	7625	0.7	0.7
4	4289	1.0	1.0

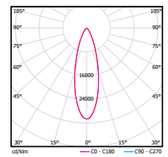

EF4MI-322ML-2F30BK

0° Aiming Angle

D(M)	LUX	W	L
1	30640	0.5	0.5
2	7660	1.0	1.0
3	3404	1.6	1.6
4	1915	2.1	2.1

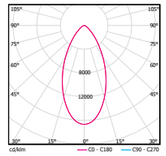

EF4MI-322ML-5F30BK

0° Aiming Angle

D(M)	LUX	W	L
1	16678	0.9	0.9
2	4170	1.9	1.9
3	1853	2.8	2.8
4	1042	3.7	3.7

EF4LI

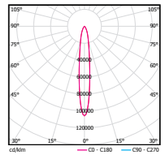

EF4LI-454ML-1F30BK

0° Aiming Angle

D(M)	LUX	W	L
1	105844	0.2	0.2
2	26461	0.5	0.5
3	11760	0.7	0.7
4	6615	0.9	0.9

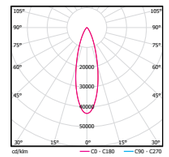

EF4LI-454ML-2F30BK

0° Aiming Angle

D(M)	LUX	W	L
1	43300	0.5	0.5
2	10825	1.0	1.0
3	4811	1.6	1.6
4	2706	2.1	2.1

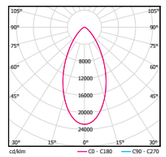

EF4LI-454ML-5F30BK

0° Aiming Angle

D(M)	LUX	W	L
1	22807	0.9	0.9
2	5702	1.9	1.9
3	2534	2.8	2.8
4	1425	3.7	3.7

Accessories

Item	Code	Picture	EF4TI	EF4NI	EF4SI	EF4MI	EF4LI
Wall Washer Visor	*WW1*		*EF4TI-WW1-BK*	*EF4NI-WW1-BK*	*EF4SI-WW1-BK*	*EF4NI-WW1-BK*	*EF4SI-WW1-BK*
Wall Washer Visor	*WW2*		*EF4TI-WW2-BK*	*EF4NI-WW2-BK*	*EF4SI-WW2-BK*	*EF4NI-WW2-BK*	*EF4SI-WW2-BK*
Wall Washer Visor	*BEL2*		*EF4TI-WW3-BK*	*EF4NI-WW3-BK*	*EF4SI-WW3-BK*	*EF4NI-WW3-BK*	*EF4SI-WW3-BK*

IN-GROUND LUMINAIRES



FUEGO COMPACT 502

FUEGO COMPACT HIGH POWER LED 503
FUEGO COMPACT COB 515
FUEGO COMPACT WALL WASHER COB 521
FUEGO ADJUSTABLE HIGH POWER LED 527



FUEGO PRO 536

FUEGO PRO ROUND 537
FUEGO PRO SQUARE 543



FUEGO PRO LINEAR 547

FUEGO PRO LINEAR EIL2 547
FUEGO PRO LINEAR EIL3 551
FUEGO PRO LINEAR EIL4 553



Chengdu Tianfu Art Park
Chengdu, Sichuan Province



FUEGO COMPACT

With a compact design and height of just 110mm, the FUEGO COMPACT adjusts easily with projectable direction, improving efficiency on sites. Both High Lumen and Super Comfort In-Ground Luminaire models are available. FUEGO INDICATOR LED Lights provide soft, diffused lighting that can be used primarily in exterior walkways, terraces, decks and driveways. Ideal for navigating throughout landscape and ensuring superlative safety, security and visibility. The stainless steel luminaires are factory sealed to prevent any degradation or water leaks.

FUEGO COMPACT HIGH POWER LED



Ø36



Ø53

Specifications



- Body Material: Solid stainless steel construction, PC recessed casing
- Optical System: Clear Lens included
- Finish: Environmentally safe powder coat
- Accessories/Brackets: Recessed Casing
- Wiring: Please refer to wiring schematic diagram at the end of catalog
- LED Type: High Power
- LED Wattage, CCT, Lumen Output:
  EIR4TF 3000K 100lm EIR4NF 3000K 400lm
- LED Lifetime: >50,000h-L70 / B10-Ta25℃ (LM-80/TM-21)
- LED Color Consistency: 3 SDCM (MONO) , 5 SDCM (RGBW)
- Net Weight: 0.13Kg / 0.4Kg

Product Features/Optics



S *6°* **1** *10°/12°* **2** *20°* **3** *33°/35°* **4** *40°* **5** *59°*



1 *15°* **3** *35°* **J** *14°x23°*

Product Parameters

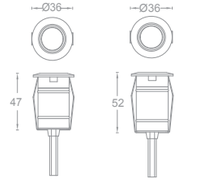

EIR2TF-02ET-S27SS

Model	Power (W)	LEDs (quantity)	Max Lumens (lm)	Control Systems	Beam	CCT	Finish
EIR2TF-02	*02(Max)*	*1*	*69*	**ET** *ON-OFF 24V DC Power Supply* **MT** *DMX512 Dimming 24V DC Power Supply*	**W** *Wall Washer* **S** *6°* **1** *12°* **2** *20°* **4** *40°* **5** *59°* **P** *Panel*	**27** *2700K* **30** *3000K* **40** *4000K*	**SS** *Stainless Steel*
EIR2TF-02	*02(Max)*	*1*	*27*	**MT** *DMX512 Dimming 24V DC Power Supply*	**P** *Panel*	**F3** *RGBW(3000K)* **F4** *RGBW(4000K)* **F6** *RGBW(5700K)*	**SS** *Stainless Steel*

Example : EIR2TF-02ET-127SS

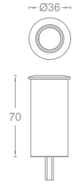

Model	Power (W)	LEDs (quantity)	Max Lumens (lm)	Control Systems	Beam	CCT	Finish
EIR4TF-02	*02(Max)*	*1*	*69*	**ET** *ON-OFF 12-24V DC Power Supply* **MT** *DMX512 Dimming 12-24V DC Power Supply*	**W** *Wall Washer* **S** *6°* **1** *12°* **2** *20°* **4** *40°* **5** *59°* **P** *Panel*	**27** *2700K* **30** *3000K* **40** *4000K*	**SS** *Stainless Steel*
EIR4TF-02	*02(Max)*	*1*	*27*	**MT** *DMX512 Dimming 12-24V DC Power Supply*	**P** *Panel*	**F3** *RGBW(3000K)* **F4** *RGBW(4000K)* **F6** *RGBW(5700K)*	**SS** *Stainless Steel*

Example : EIR4TF-02ET-127SS



Model	Power (W)	LEDs (quantity)	Max Lumens (lm)	Control Systems	Beam	CCT	Finish
EIR2NF-04	*04(Max)*	*1*	*183*	**ET** *ON-OFF 12-24V DC Power Supply* **MT** *DMX512 Dimming 12-24V DC Power Supply*	**W** *Wall Washer* **S** *6°* **1** *10°* **2** *20°* **3** *33°*	**27** *2700K* **30** *3000K* **40** *4000K*	**SS** *Stainless Steel*
EIR2NF-04	*04(Max)*	*1*	*79*	**MT** *DMX512 Dimming 12-24V DC Power Supply*	**1** *15°* **3** *35°* **F** *14°x34°*	**F3** *RGBW(3000K)* **F4** *RGBW(4000K)* **F6** *RGBW(6000K)*	**SS** *Stainless Steel*

Example : EIR2NF-04ET-127SS

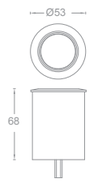

Model	Power (W)	LEDs (quantity)	Max Lumens (lm)	Control Systems	Beam	CCT	Finish
EIR4NF-04	*04(Max)*	*1*	*183*	**ET** *ON-OFF 12-24V DC Power Supply* **MT** *DMX512 Dimming 12-24V DC Power Supply*	**W** *Wall Washer* **S** *6°* **1** *10°* **2** *20°* **3** *33°*	**27** *2700K* **30** *3000K* **40** *4000K*	**SS** *Stainless Steel*
EIR4NF-04	*04(Max)*	*1*	*79*	**MT** *DMX512 Dimming 12-24V DC Power Supply*	**1** *15°* **3** *35°* **F** *14°x34°*	**F3** *RGBW(3000K)* **F4** *RGBW(4000K)* **F6** *RGBW(6000K)*	**SS** *Stainless Steel*

Example : EIR4NF-04ET-127SS

IN-GROUND

Light Distribution

EIR4TF

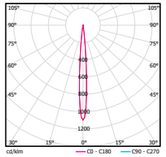

EIR4TF-02MT-S30SS

0° Aiming Angle

D(M)	LUX	W	L
1	1473	0.1	0.1
2	368	0.2	0.2
3	164	0.3	0.3
4	92	0.4	0.4

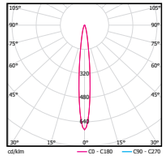

EIR4TF-02MT-130SS

0° Aiming Angle

D(M)	LUX	W	L
1	717	0.2	0.2
2	179	0.4	0.4
3	80	0.6	0.6
4	45	0.8	0.8

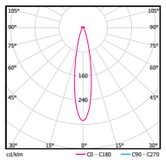

EIR4TF-02MT-230SS

0° Aiming Angle

D(M)	LUX	W	L
1	308	0.4	0.4
2	77	0.7	0.7
3	34	1.1	1.1
4	19	1.4	1.4

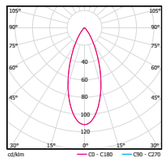

EIR4TF-02MT-430SS

0° Aiming Angle

D(M)	LUX	W	L
1	112	0.5	0.5
2	28	1.1	1.1
3	12	1.6	1.6
4	7	2.2	2.2

EIR4NF

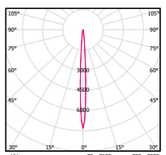

EIR4NF-04MT-S30SS

0° Aiming Angle

D(M)	LUX	W	L
1	7584	0.1	0.1
2	1896	0.2	0.2
3	843	0.3	0.3
4	474	0.4	0.4

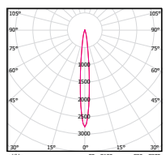

EIR4NF-04MT-130SS

0° Aiming Angle

D(M)	LUX	W	L
1	2862	0.2	0.2
2	716	0.4	0.4
3	318	0.6	0.6
4	179	0.7	0.7

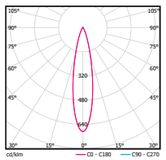

EIR4NF-04MT-230SS

0° Aiming Angle

D(M)	LUX	W	L
1	692	0.4	0.4
2	173	0.7	0.7
3	77	1.1	1.1
4	43	1.5	1.5

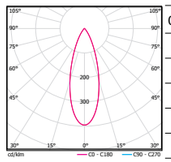

EIR4NF-04MT-330SS

0° Aiming Angle

D(M)	LUX	W	L
1	398	0.6	0.6
2	100	1.2	1.2
3	44	1.8	1.8
4	25	2.4	2.4

Accessories

Item	Picture	EIR4TF	EIR4NF
Embedded Parts		*EIR4TF-RC002*	/
Embedded Parts	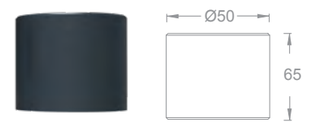	/	*EIR4NF-RC002*

IN-GROUND

FUEGO COMPACT HIGH POWER LED

Super Comfort



Ø110 Ø180 Ø205 Ø245

High Lumens



Ø110 Ø180 Ø205 Ø245 Ø300

Specifications

IP67 IK08 2000KG 50 C -20 C Input 220V AC/50Hz DMX SUBROSA® Glare-free

- Body Material: Stainless steel frame and die-cast aluminum body
- Optical System: Clear Lens included + SUBROSA® Optical System
- Finish: Environmentally safe powder coat
- Accessories/Brackets: Recessed Casing
- Wiring: Please refer to wiring schematic diagram at the end of catalog
- LED Type: High Power LED
- LED Wattage, CCT, Lumen Output:
  EIR6T/EIR5T 3000K 660lm EIR6N/EIR5N 3000K 1105lm
  EIR6S/EIR5S 3000K 1800lm EIR6M/EIR5M 3000K 2800lm
  EIR5L 3000K 5400lm
- LED Lifetime: >50,000h-L70 / B10-Ta25℃ (LM-80/TM-21)
- CCT/CRI: 2700K/3000K/4000K, Ra80
- LED Color Consistency: 3 SDCM
- Net Weight: 0.7Kg / 1.7Kg / 2.45Kg / 3.53Kg / 4.5Kg

Product Features/Optics



V *4°* **S** *6°/7°* **1** *13°/14°* **2** *20°/30°* **2** *30°/35°* **5** *50°* **J** *14°x46°* SUBROSA® Glare-free

Product Parameters

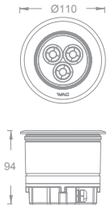

Model	Comment	Power (W)	LEDs (quantity)	Max Lumens (lm)	Control Systems	Beam	CCT	Finish
EIR6T *Super Comfort*	**F** *Fixed*	**06** *6(Max)*	*3*	*349*	**EL** *ON-OFF 220V AC Power Supply*	**S** *6°* **1** *13°* **2** *20°* **3** *30°*	**27** *2700K* **30** *3000K* **40** *4000K*	**SS** *Stainless Steel*
EIR6T *Super Comfort*	**F** *Fixed*	**05** *5(Max)*	*3*	*291*	**ML** *DMX512 Dimming 220V AC Power Supply*	**S** *6°* **1** *13°* **2** *20°* **3** *30°*	**27** *2700K* **30** *3000K* **40** *4000K*	**SS** *Stainless Steel*

Example : EIR6TF-06EL-127SS

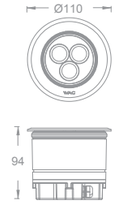

Model	Comment	Power (W)	LEDs (quantity)	Max Lumens (lm)	Control Systems	Beam	CCT	Finish
EIR5T *High Lumens*	**F** *Fixed*	**06** *6(Max)*	*3*	*455*	**EL** *ON-OFF 220V AC Power Supply*	**S** *6°* **1** *13°* **2** *20°* **3** *30°*	**27** *2700K* **30** *3000K* **40** *4000K*	**SS** *Stainless Steel*
EIR5T *High Lumens*	**F** *Fixed*	**05** *5(Max)*	*3*	*380*	**ML** *DMX512 Dimming 220V AC Power Supply*	**S** *6°* **1** *13°* **2** *20°* **3** *30°*	**27** *2700K* **30** *3000K* **40** *4000K*	**SS** *Stainless Steel*

Example : EIR5TF-06EL-127SS

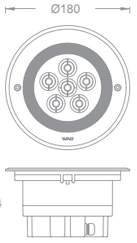

Model	Comment	Power (W)	LEDs (quantity)	Max Lumens (lm)	Control Systems	Beam	CCT	Finish
EIR6N *Super Comfort*	**F** *Fixed*	**13** *13(Max)*	*6*	*663*	**EL** *ON-OFF 220V AC Power Supply*	**S** *7°* **1** *13°* **2** *20°* **3** *30°*	**27** *2700K* **30** *3000K* **40** *4000K*	**SS** *Stainless Steel*
EIR6N *Super Comfort*	**F** *Fixed*	**09** *09(Max)*	*6*	*459*	**ML** *DMX512 Dimming 220V AC Power Supply*	**S** *7°* **1** *13°* **2** *20°* **3** *30°*	**27** *2700K* **30** *3000K* **40** *4000K*	**SS** *Stainless Steel*

Example : EIR6NF-13EL-S27SS

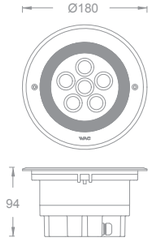

Model	Comment	Power (W)	LEDs (quantity)	Max Lumens (lm)	Control Systems	Beam	CCT	Finish
EIR5N *High Lumens*	**F** *Fixed*	**13** *13(Max)*	*6*	*877*	**EL** *ON-OFF 220V AC Power Supply*	**S** *7°* **1** *14°* **2** *20°* **3** *30°*	**27** *2700K* **30** *3000K* **40** *4000K*	**SS** *Stainless Steel*
EIR5N *High Lumens*	**F** *Fixed*	**09** *09(Max)*	*6*	*607*	**ML** *DMX512 Dimming 220V AC Power Supply*	**S** *7°* **1** *14°* **2** *20°* **3** *30°*	**27** *2700K* **30** *3000K* **40** *4000K*	**SS** *Stainless Steel*

Example : EIR5NF-13EL-S27SS

IN-GROUND

Product Parameters

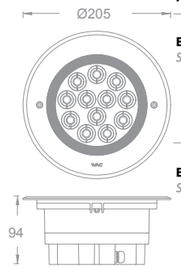

Model	Comment	Power (W)	LEDs (quantity)	Max Lumens (lm)	Control Systems	Beam	CCT	Finish
EIR6S *Super Comfort*	**F** *Fixed*	**21** *21(Max)*	*12*	*1044*	**EL** *ON-OFF 220V AC Power Supply*	**S** *7°* **1** *13°* **2** *20°* **3** *30°*	**27** *2700K* **30** *3000K* **40** *4000K*	**SS** *Stainless Steel*
EIR6S *Super Comfort*	**F** *Fixed*	**19** *19(Max)*	*12*	*945*	**ML** *DMX512 Dimming 220V AC Power Supply*	**S** *7°* **1** *13°* **2** *20°* **3** *30°*	**27** *2700K* **30** *3000K* **40** *4000K*	**SS** *Stainless Steel*

Example : EIR6SF-21EL-S27SS

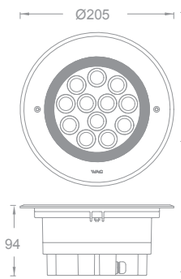

Model	Comment	Power (W)	LEDs (quantity)	Max Lumens (lm)	Control Systems	Beam	CCT	Finish
EIR5S *High Lumens*	**F** *Fixed*	**21** *21(Max)*	*12*	*1503*	**EL** *ON-OFF 220V AC Power Supply*	**S** *7°* **1** *4°* **2** *20°* **3** *30°*	**27** *2700K* **30** *3000K* **40** *4000K*	**SS** *Stainless Steel*
EIR5S *High Lumens*	**F** *Fixed*	**19** *19(Max)*	*12*	*1360*	**ML** *DMX512 Dimming 220V AC Power Supply*	**S** *7°* **1** *14°* **2** *20°* **3** *30°*	**27** *2700K* **30** *3000K* **40** *4000K*	**SS** *Stainless Steel*

Example : EIR5SF-21EL-S27SS

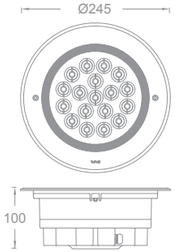

Model	Comment	Power (W)	LEDs (quantity)	Max Lumens (lm)	Control Systems	Beam	CCT	Finish
EIR6M *Super Comfort*	**F** *Fixed*	**33** *33(Max)*	*18*	*1607*	**EL** *ON-OFF 220V AC Power Supply*	**S** *7°* **1** *13°* **2** *20°* **3** *30°*	**27** *2700K* **30** *3000K* **40** *4000K*	**SS** *Stainless Steel*
EIR6M *Super Comfort*	**F** *Fixed*	**27** *27(Max)*	*18*	*1315*	**ML** *DMX512 Dimming 220V AC Power Supply*	**S** *7°* **1** *13°* **2** *20°* **3** *30°*	**27** *2700K* **30** *3000K* **40** *4000K*	**SS** *Stainless Steel*

Example : EIR6MF-33EL-S27SS

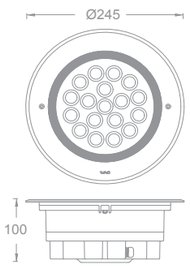

Model	Comment	Power (W)	LEDs (quantity)	Max Lumens (lm)	Control Systems	Beam	CCT	Finish
EIR5M *High Lumens*	**F** *Fixed*	**33** *33(Max)*	*18*	*2500*	**EL** *ON-OFF 220V AC Power Supply*	**S** *7°* **1** *14°* **2** *20°* **3** *30°*	**27** *2700K* **30** *3000K* **40** *4000K*	**SS** *Stainless Steel*
EIR5M *High Lumens*	**F** *Fixed*	**27** *27(Max)*	*18*	*2045*	**ML** *DMX512 Dimming 220V AC Power Supply*	**S** *7°* **1** *14°* **2** *20°* **3** *30°*	**27** *2700K* **30** *3000K* **40** *4000K*	**SS** *Stainless Steel*

Example : EIR5MF-33EL-S27SS

Product Parameters

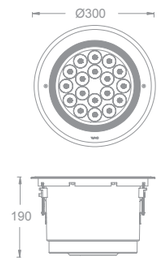

Model	Comment	Power (W)	LEDs (quantity)	Max Lumens (lm)	Control Systems	Beam	CCT	Finish
EIR5L	**F** *Fixed*	**60** *60(Max)*	*18*	*4455*	**EL** *ON-OFF 220V AC Power Supply* **ML** *DMX512 Dimming 220V AC Power Supply*	**V** *4°*	**27** *2700K* **30** *3000K* **40** *4000K*	**SS** *Stainless Steel*

Example : EIR5LF-60EL-V27SS

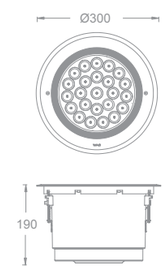

Model	Comment	Power (W)	LEDs (quantity)	Max Lumens (lm)	Control Systems	Beam	CCT	Finish
EIR5L	**F** *Fixed*	**60** *60(Max)*	*24*	*3582*	**EL** *ON-OFF 220V AC Power Supply* **ML** *DMX512 Dimming 220V AC Power Supply*	**S** *7°* **1** *12°* **2** *23°* **3** *35°* **5** *50°* **J** *14°x46°*	**27** *2700K* **30** *3000K* **40** *4000K*	**SS** *Stainless Steel*

Example : EIR5LF-60EL-127SS

IN-GROUND

Light Distribution

EIR6TF

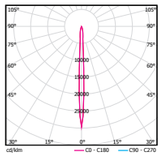

EIR6TF-06EL-S30SS

0° Aiming Angle

D(M)	LUX	W	L
1	10983	0.1	0.1
2	2746	0.2	0.2
3	1220	0.3	0.3
4	686	0.4	0.4

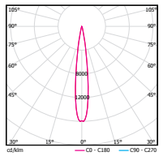

EIR6TF-06EL-130SS

0° Aiming Angle

D(M)	LUX	W	L
1	4518	0.2	0.2
2	1130	0.4	0.4
3	502	0.7	0.7
4	282	0.9	0.9

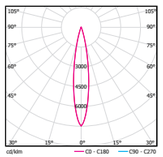

EIR6TF-06EL-230SS

0° Aiming Angle

D(M)	LUX	W	L
1	2118	0.3	0.3
2	530	0.7	0.7
3	235	1.0	1.0
4	132	1.3	1.3

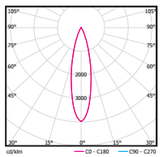

EIR6TF-06EL-330SS

0° Aiming Angle

D(M)	LUX	W	L
1	1185	0.5	0.5
2	296	0.9	0.9
3	132	1.4	1.4
4	74	1.8	1.8

EIR5TF

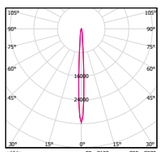

EIR5TF-06EL-S30SS

0° Aiming Angle

D(M)	LUX	W	L
1	14250	0.1	0.1
2	3563	0.2	0.2
3	1583	0.3	0.3
4	891	0.4	0.4

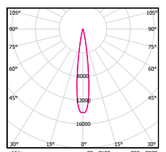

EIR5TF-06EL-130SS

0° Aiming Angle

D(M)	LUX	W	L
1	6613	0.2	0.2
2	1653	0.5	0.5
3	735	0.7	0.7
4	413	0.9	0.9

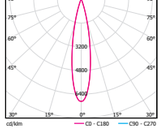

EIR5TF-06EL-230SS

0° Aiming Angle

D(M)	LUX	W	L
1	3035	0.4	0.4
2	759	0.7	0.7
3	337	1.1	1.1
4	190	1.4	1.4

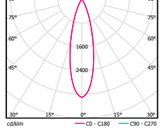

EIR5TF-06EL-330SS

0° Aiming Angle

D(M)	LUX	W	L
1	1429	0.5	0.5
2	357	1.0	1.0
3	159	1.5	1.5
4	89	2.1	2.1

EIR6NF

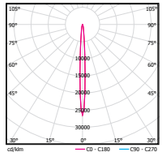

EIR6NF-13EL-S30SS

0° Aiming Angle

D(M)	LUX	W	L
1	17514	0.1	0.1
2	4379	0.2	0.2
3	1946	0.4	0.4
4	1095	0.5	0.5

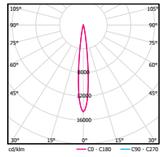

EIR6NF-13EL-130SS

0° Aiming Angle

D(M)	LUX	W	L
1	7610	0.2	0.2
2	1903	0.5	0.5
3	846	0.7	0.7
4	476	0.9	0.9

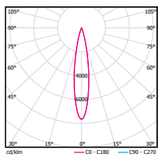

EIR6NF-13EL-230SS

0° Aiming Angle

D(M)	LUX	W	L
1	3990	0.4	0.4
2	998	0.7	0.7
3	443	1.1	1.1
4	249	1.4	1.4

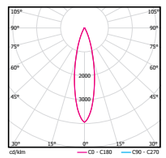

EIR6NF-13EL-330SS

0° Aiming Angle

D(M)	LUX	W	L
1	1975	0.5	0.5
2	494	1.1	1.1
3	219	1.6	1.6
4	123	2.1	2.1

Light Distribution

EIR5NF

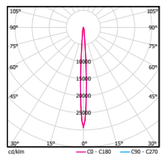

EIR5NF-13EL-S30SS

0° Aiming Angle

D(M)	LUX	W	L
1	25258	0.1	0.1
2	6315	0.2	0.2
3	2806	0.4	0.4
4	1579	0.5	0.5

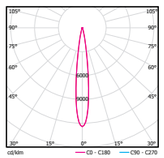

EIR5NF-13EL-130SS

0° Aiming Angle

D(M)	LUX	W	L
1	10884	0.2	0.2
2	2721	0.5	0.5
3	1209	0.7	0.7
4	680	1.0	1.0

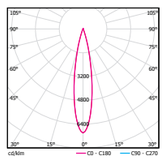

EIR5NF-13EL-230SS

0° Aiming Angle

D(M)	LUX	W	L
1	6151	0.4	0.4
2	1538	0.7	0.7
3	683	1.1	1.1
4	384	1.4	1.4

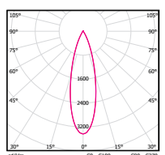

EIR5NF-13EL-330SS

0° Aiming Angle

D(M)	LUX	W	L
1	2892	0.5	0.5
2	723	1.1	1.1
3	321	1.6	1.6
4	181	2.1	2.1

EIR6SF

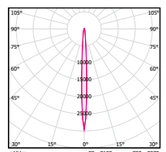

EIR6SF-21EL-S30SS

0° Aiming Angle

D(M)	LUX	W	L
1	30897	0.1	0.1
2	7724	0.2	0.2
3	3433	0.4	0.4
4	1931	0.5	0.5

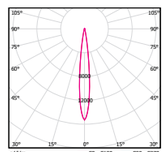

EIR6SF-21EL-130SS

0° Aiming Angle

D(M)	LUX	W	L
1	12334	0.2	0.2
2	3084	0.5	0.5
3	1370	0.7	0.7
4	771	0.9	0.9

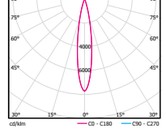

EIR6SF-21EL-230SS

0° Aiming Angle

D(M)	LUX	W	L
1	6557	0.4	0.4
2	1639	0.7	0.7
3	729	1.1	1.1
4	410	1.4	1.4

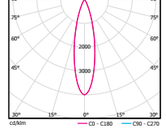

EIR6SF-21EL-330SS

0° Aiming Angle

D(M)	LUX	W	L
1	3390	0.5	0.5
2	848	1.1	1.1
3	377	1.6	1.6
4	212	2.1	2.1

EIR5SF

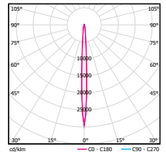

EIR5SF-21EL-S30SS

0° Aiming Angle

D(M)	LUX	W	L
1	40606	0.1	0.1
2	10152	0.2	0.2
3	4512	0.4	0.4
4	2538	0.5	0.5

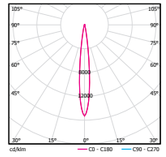

EIR5SF-21EL-130SS

0° Aiming Angle

D(M)	LUX	W	L
1	20133	0.2	0.2
2	5033	0.5	0.5
3	2237	0.7	0.7
4	1258	1.0	1.0

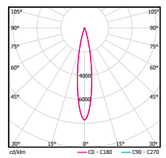

EIR5SF-21EL-230SS

0° Aiming Angle

D(M)	LUX	W	L
1	10589	0.4	0.4
2	2647	0.7	0.7
3	1177	1.1	1.1
4	662	1.4	1.4

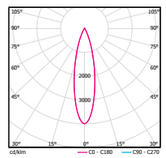

EIR5SF-21EL-330SS

0° Aiming Angle

D(M)	LUX	W	L
1	4660	0.5	0.5
2	1165	1.1	1.1
3	518	1.6	1.6
4	291	2.1	2.1

IN-GROUND

Light Distribution

EIR6MF

EIR6MF-33EL-S30SS

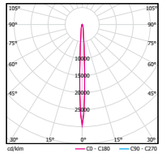

0° Aiming Angle

D(M)	LUX	W	L
1	33694	0.1	0.1
2	8424	0.2	0.2
3	3744	0.4	0.4
4	2106	0.5	0.5

EIR6MF-33EL-130SS

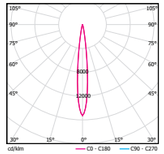

0° Aiming Angle

D(M)	LUX	W	L
1	19846	0.2	0.2
2	4962	0.5	0.5
3	2205	0.7	0.7
4	1240	0.9	0.9

EIR6MF-33EL-230SS

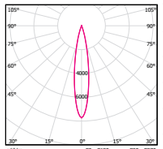

0° Aiming Angle

D(M)	LUX	W	L
1	10978	0.4	0.4
2	2745	0.7	0.7
3	1220	1.1	1.1
4	686	1.4	1.4

EIR6MF-33EL-330SS

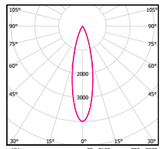

0° Aiming Angle

D(M)	LUX	W	L
1	5193	0.5	0.5
2	1298	1.1	1.1
3	577	1.6	1.6
4	325	2.1	2.1

EIR5MF

EIR5MF-33EL-S30SS

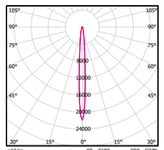

0° Aiming Angle

D(M)	LUX	W	L
1	55192	0.1	0.1
2	13798	0.2	0.2
3	6132	0.4	0.4
4	3450	0.5	0.5

EIR5MF-33EL-130SS

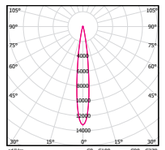

0° Aiming Angle

D(M)	LUX	W	L
1	31185	0.2	0.2
2	7796	0.5	0.5
3	3465	0.7	0.7
4	1949	1.0	1.0

EIR5MF-33EL-230SS

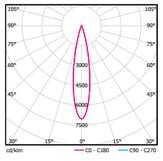

0° Aiming Angle

D(M)	LUX	W	L
1	17621	0.4	0.4
2	4405	0.7	0.7
3	1958	1.1	1.1
4	1101	1.4	1.4

EIR5MF-33EL-330SS

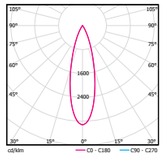

0° Aiming Angle

D(M)	LUX	W	L
1	7546	0.5	0.5
2	1887	1.1	1.1
3	838	1.6	1.6
4	472	2.1	2.1

EIR5LF

EIR5LF-60EL-V30BK

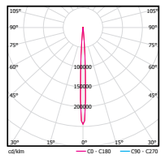

0° Aiming Angle

D(M)	LUX	W	L
1	244428	0.1	0.1
2	61107	0.2	0.2
3	27159	0.3	0.3
4	15277	0.3	0.3

EIR5LF-60EL-130BK

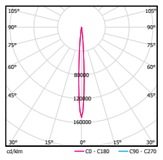

0° Aiming Angle

D(M)	LUX	W	L
1	30515	0.2	0.2
2	7629	0.4	0.4
3	3391	0.6	0.6
4	1907	0.8	0.8

EIR5LF-60EL-230BK

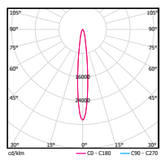

0° Aiming Angle

D(M)	LUX	W	L
1	14214	0.4	0.4
2	3554	0.8	0.8
3	1579	1.2	1.2
4	888	1.6	1.6

EIR5LF-60EL-330BK

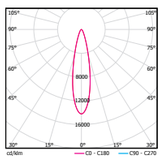

0° Aiming Angle

D(M)	LUX	W	L
1	7911	0.6	0.6
2	1978	1.3	1.3
3	879	1.9	1.9
4	494	2.5	2.5

Accessories

Item	Picture	EIR5TF/EIR6TF	EIR5NF/EIR6NF	EIR5SF/EIR6SF	EIR5MF/EIR6MF	EIR5LF
Embedded Parts		EIR5TF-RC001	/	/	/	/
Embedded Parts		/	EIR5NF-RC001	/	/	/
Embedded Parts		/	/	EIR5SF-RC001	/	/
Embedded Parts		/	/	/	EIR5MF-RC001	/
Embedded Parts	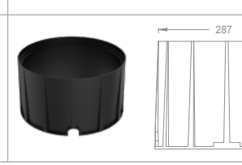	//	/	/	/	EIR5LF-RC001

FUEGO COMPACT COB

Super Comfort



Ø110 Ø180 Ø205 Ø245

High Lumens



Ø110 Ø180 Ø205 Ø245

Specifications

IP67 IK08 2000KG 50℃ -20℃ High CRI Input 220V AC/50Hz

- Body Material: Stainless steel frame and die-cast aluminum body
- Optical System: Clear Lens included
- Finish: Environmentally safe powder coat
- Accessories/Brackets: Recessed Casing
- Wiring: Please refer to wiring schematic diagram at the end of catalog
- LED Type: COB
- LED Wattage, CCT, Lumen Output:
  EIR8T/EIR7T 3000K 935lm EIR8N/EIR7N 3000K 1430lm
  EIR8S/EIR7S 3000K 3010lm EIR8M/EIR7M 3000K 3410lm
- LED Lifetime: >50,000h-L70 / B10-Ta25℃ (LM-80/TM-21)
- LED Color Consistency: 3 SDCM
- Net Weight: 0.8Kg / 1.6Kg / 2.4Kg / 3.4Kg

Product Features/Optics



1 *17°* **2** *26°/27°/29°* **4** *40°/41°/47°/49°* **6** *60°/62°*

Product Parameters



Model	Comment	Power (W)	LEDs (quantity)	Max Lumens (lm)	Control Systems	Beam	CCT	Finish
EIR8T *Super Comfort*	**F** *Fixed*	**08** *8.5(Max)*	*COB*	*446*	**EL** *ON-OFF 220V AC Power Supply*	**1** *17°* **2** *27°* **4** *40°* **6** *60°*	**27** *2700K* **30** *3000K* **40** *4000K*	**SS** *Stainless Steel*

Example : EIR8TF-08EL-127SS

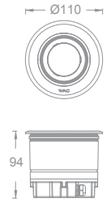

Model	Comment	Power (W)	LEDs (quantity)	Max Lumens (lm)	Control Systems	Beam	CCT	Finish
EIR7T *High Lumens*	**F** *Fixed*	**08** *8.5(Max)*	*COB*	*885*	**EL** *ON-OFF 220V AC Power Supply*	**1** *17°* **2** *29°* **4** *47°* **6** *62°*	**27** *2700K* **30** *3000K* **40** *4000K*	**SS** *Stainless Steel*

Example : EIR7TF-08EL-127SS



Model	Comment	Power (W)	LEDs (quantity)	Max Lumens (lm)	Control Systems	Beam	CCT	Finish
EIR8N *Super Comfort*	**F** *Fixed*	**13** *13(Max)*	*COB*	*537*	**EL** *ON-OFF 220V AC Power Supply*	**1** *17°* **2** *26°* **4** *41°* **6** *60°*	**27** *2700K* **30** *3000K* **40** *4000K*	**SS** *Stainless Steel*

Example : EIR8NF-13EL-127SS

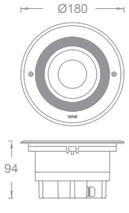

Model	Comment	Power (W)	LEDs (quantity)	Max Lumens (lm)	Control Systems	Beam	CCT	Finish
EIR7N *High Lumens*	**F** *Fixed*	**13** *13(Max)*	*COB*	*1080*	**EL** *ON-OFF 220V AC Power Supply*	**1** *17°* **2** *29°* **4** *49°* **6** *62°*	**27** *2700K* **30** *3000K* **40** *4000K*	**SS** *Stainless Steel*

Example : EIR7NF-13EL-127SS

IN-GROUND

Product Parameters

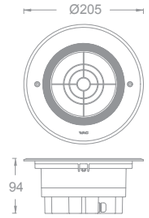

Model	Comment	Power (W)	LEDs (quantity)	Max Lumens (lm)	Control Systems	Beam	CCT	Finish
EIR8S *Super Comfort*	**F** *Fixed*	**21** *21(Max)*	*COB*	*1192*	**EL** *ON-OFF 220V AC Power Supply*	**2** *21°* **4** *40°* **5** *50°* **6** *60°*	**27** *2700K* **30** *3000K* **40** *4000K*	**SS** *Stainless Steel*

Example : EIR8SF-21EL-227SS

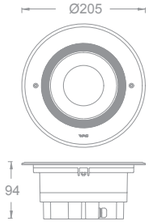

Model	Comment	Power (W)	LEDs (quantity)	Max Lumens (lm)	Control Systems	Beam	CCT	Finish
EIR7S *High Lumens*	**F** *Fixed*	**21** *21(Max)*	*COB*	*2030*	**EL** *ON-OFF 220V AC Power Supply*	**2** *22°* **4** *45°* **5** *53°* **6** *63°*	**27** *2700K* **30** *3000K* **40** *4000K*	**SS** *Stainless Steel*

Example : EIR7SF-21EL-227SS

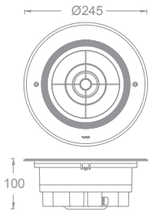

Model	Comment	Power (W)	LEDs (quantity)	Max Lumens (lm)	Control Systems	Beam	CCT	Finish
EIR8M *Super Comfort*	**F** *Fixed*	**31** *31(Max)*	*COB*	*1570*	**EL** *ON-OFF 220V AC Power Supply*	**1** *13°* **2** *20°* **3** *31°* **6** *60°*	**27** *2700K* **30** *3000K* **40** *4000K*	**SS** *Stainless Steel*

Example : EIR8MF-31EL-127SS

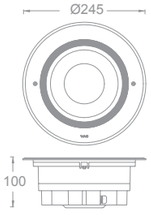

Model	Comment	Power (W)	LEDs (quantity)	Max Lumens (lm)	Control Systems	Beam	CCT	Finish
EIR7M *High Lumens*	**F** *Fixed*	**31** *31(Max)*	*COB*	*2970*	**EL** *ON-OFF 220V AC Power Supply*	**1** *14°* **2** *23°* **3** *36°* **6** *62°*	**27** *2700K* **30** *3000K* **40** *4000K*	**SS** *Stainless Steel*

Example : EIR7MF-31EL-127SS

Light Distribution

EIR8TF

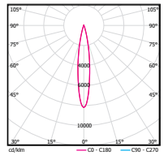

EIR8TF-08EL-130SS

0° Aiming Angle

D(M)	LUX	W	L
1	3589	0.3	0.3
2	897	0.6	0.6
3	399	0.9	0.9
4	224	1.2	1.2

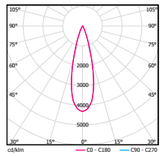

EIR8TF-08EL-230SS

0° Aiming Angle

D(M)	LUX	W	L
1	1884	0.5	0.5
2	471	0.9	0.9
3	209	1.4	1.4
4	118	1.9	1.9

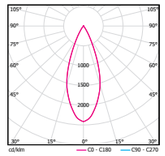

EIR8TF-08EL-430SS

0° Aiming Angle

D(M)	LUX	W	L
1	1008	0.7	0.7
2	252	1.4	1.4
3	112	2.1	2.1
4	63	2.8	2.8

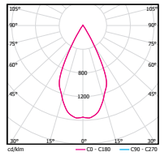

EIR8TF-08EL-630SS

0° Aiming Angle

D(M)	LUX	W	L
1	701	1.1	1.1
2	175	2.2	2.2
3	78	3.4	3.4
4	44	4.5	4.5

EIR7TF

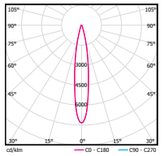

EIR7TF-08EL-130SS

0° Aiming Angle

D(M)	LUX	W	L
1	5666	0.3	0.3
2	1417	0.6	0.6
3	630	0.9	0.9
4	354	1.2	1.2

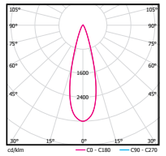

EIR7TF-08EL-230SS

0° Aiming Angle

D(M)	LUX	W	L
1	2519	0.5	0.5
2	630	1.1	1.1
3	280	1.6	1.6
4	157	2.1	2.1

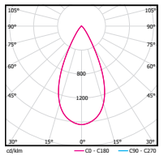

EIR7TF-08EL-430SS

0° Aiming Angle

D(M)	LUX	W	L
1	1341	0.9	0.9
2	335	1.7	1.7
3	149	2.6	2.6
4	84	3.4	3.4

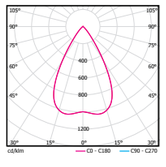

EIR7TF-08EL-630SS

0° Aiming Angle

D(M)	LUX	W	L
1	927	1.2	1.2
2	232	2.4	2.4
3	103	3.6	3.6
4	58	4.9	4.9

EIR8NF

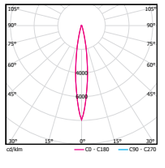

EIR8NF-13EL-130SS

0° Aiming Angle

D(M)	LUX	W	L
1	4147	0.3	0.3
2	1037	0.6	0.6
3	461	0.9	0.9
4	259	1.2	1.2

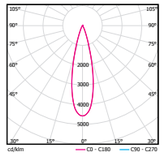

EIR8NF-13EL-230SS

0° Aiming Angle

D(M)	LUX	W	L
1	2519	0.5	0.5
2	630	1.1	1.1
3	280	1.6	1.6
4	157	2.1	2.1

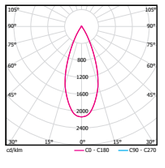

EIR8NF-13EL-430SS

0° Aiming Angle

D(M)	LUX	W	L
1	1071	0.7	0.7
2	268	1.5	1.5
3	119	2.2	2.2
4	67	3.0	3.0

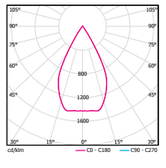

EIR8NF-13EL-630SS

0° Aiming Angle

D(M)	LUX	W	L
1	777	1.2	1.2
2	194	2.3	2.3
3	86	3.5	3.5
4	49	4.6	4.6

IN-GROUND

Light Distribution

EIR7NF

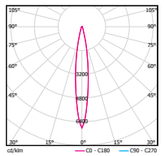

EIR7NF-13EL-130SS

0° Aiming Angle

D(M)	LUX	W	L
1	6408	0.3	0.3
2	1602	0.6	0.6
3	712	0.9	0.9
4	401	1.2	1.2

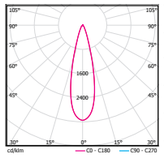

EIR7NF-13EL-230SS

0° Aiming Angle

D(M)	LUX	W	L
1	3000	0.5	0.5
2	750	1.0	1.0
3	333	1.6	1.6
4	188	2.1	2.1

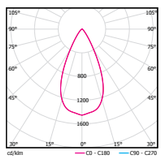

EIR7NF-13EL-430SS

0° Aiming Angle

D(M)	LUX	W	L
1	1493	0.9	0.9
2	373	1.8	1.8
3	166	2.7	2.7
4	93	3.6	3.6

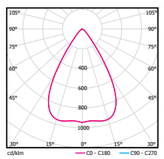

EIR7NF-13EL-630SS

0° Aiming Angle

D(M)	LUX	W	L
1	1099	1.2	1.2
2	275	2.4	2.4
3	122	3.6	3.6
4	69	4.8	4.8

EIR8SF

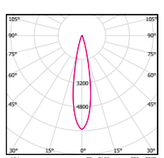

EIR8SF-21EL-230SS

0° Aiming Angle

D(M)	LUX	W	L
1	7523	0.4	0.4
2	1881	0.7	0.7
3	836	1.1	1.1
4	470	1.5	1.5

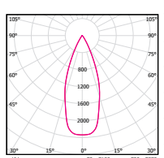

EIR8SF-21EL-430SS

0° Aiming Angle

D(M)	LUX	W	L
1	2419	0.7	0.7
2	605	1.5	1.5
3	269	2.2	2.2
4	151	2.9	2.9

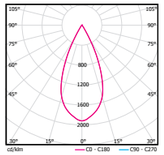

EIR8SF-21EL-530SS

0° Aiming Angle

D(M)	LUX	W	L
1	2303	0.9	0.9
2	576	1.9	1.9
3	256	2.8	2.8
4	144	3.7	3.7

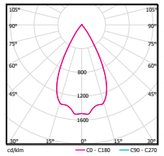

EIR8SF-21EL-630SS

0° Aiming Angle

D(M)	LUX	W	L
1	1569	1.2	1.2
2	392	2.3	2.3
3	174	3.5	3.5
4	98	4.6	4.6

EIR7SF

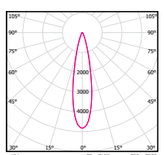

EIR7SF-21EL-230SS

0° Aiming Angle

D(M)	LUX	W	L
1	9534	0.4	0.4
2	2384	0.8	0.8
3	1059	1.2	1.2
4	596	1.6	1.6

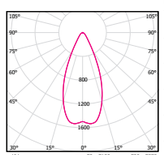

EIR7SF-21EL-430SS

0° Aiming Angle

D(M)	LUX	W	L
1	2935	0.8	0.8
2	734	1.7	1.7
3	326	2.5	2.5
4	183	3.3	3.3

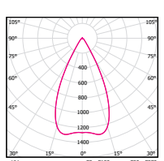

EIR7SF-21EL-530SS

0° Aiming Angle

D(M)	LUX	W	L
1	2790	1.0	1.0
2	698	2.0	2.0
3	310	3.0	3.0
4	174	4.0	4.0

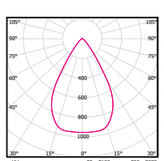

EIR7SF-21EL-630SS

0° Aiming Angle

D(M)	LUX	W	L
1	1931	1.2	1.2
2	483	2.5	2.5
3	215	3.7	3.7
4	121	4.9	4.9

Light Distribution

EIR8MF

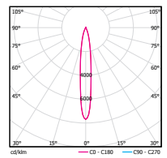

EIR8MF-31EL-130SS

0° Aiming Angle

D(M)	LUX	W	L
1	19846	0.2	0.2
2	4962	0.5	0.5
3	2205	0.7	0.7
4	1240	0.9	0.9

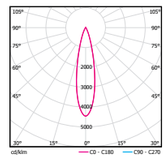

EIR8MF-31EL-230SS

0° Aiming Angle

D(M)	LUX	W	L
1	15923	0.2	0.2
2	3981	0.5	0.5
3	1770	0.7	0.7
4	995	1.0	1.0

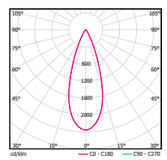

EIR8MF-31EL-330SS

0° Aiming Angle

D(M)	LUX	W	L
1	4788	0.6	0.6
2	1177	1.3	1.3
3	532	1.9	1.9
4	300	2.6	2.6

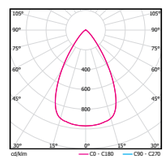

EIR8MF-31EL-630SS

0° Aiming Angle

D(M)	LUX	W	L
1	2020	1.2	1.2
2	503	2.4	2.4
3	225	3.6	3.6
4	126	4.8	4.8

EIR7MF

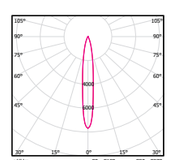

EIR7MF-31EL-130SS

0° Aiming Angle

D(M)	LUX	W	L
1	22748	0.2	0.2
2	5687	0.5	0.5
3	2528	0.7	0.7
4	1422	1.0	1.0

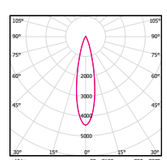

EIR7MF-31EL-230SS

0° Aiming Angle

D(M)	LUX	W	L
1	13090	0.4	0.4
2	3273	0.8	0.8
3	1454	1.2	1.2
4	818	1.6	1.6

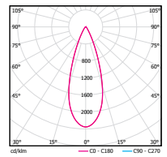

EIR7MF-31EL-330SS

0° Aiming Angle

D(M)	LUX	W	L
1	6840	0.6	0.6
2	1710	1.3	1.3
3	760	1.9	1.9
4	428	2.6	2.6

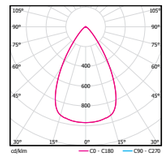

EIR7MF-31EL-630SS

0° Aiming Angle

D(M)	LUX	W	L
1	2886	1.2	1.2
2	722	2.4	2.4
3	321	3.6	3.6
4	180	4.8	4.8

Accessories

Item	Picture	EIR8TF/EIR7TF	EIR8NF/EIR7NF	EIR8SF/EIR7SF	EIR8MF/EIR7MF
Embedded Parts		EIR5TF-RC001	/	/	/
Embedded Parts		/	EIR5NF-RC001	/	/
Embedded Parts		/	/	EIR5SF-RC001	/
Embedded Parts		/	/	/	EIR5MF-RC001

IN-GROUND

FUEGO COMPACTWALL WASHER COB



Ø110 Ø180 Ø205 Ø245 Ø300

Specifications

IP67 IK08 2000KG 50℃ -20℃ High CRI Input 220V AC/50Hz LiteBrush®

- Body Material: Stainless steel frame and die-cast aluminum body
- Optical System: Clear Lens included (Only EIR7T)
  LiteBrush®Optical System
- Finish: Environmentally safe powder coat
- Accessories/Brackets: Recessed Casing
- Wiring: Please refer to wiring schematic diagram at the end of catalog
- LED Type: COB
- LED Wattage, CCT, Lumen Output:
  EIR7T 3000K 660lm EIR7N 3000K 880lm
  EIR7S 3000K 2070lm EIR7M 3000K 1980lm
  EIR5LF 3000K 3600lm
- LED Lifetime: >50,000h-L70 / B10-Ta25℃ (LM-80/TM-21)
- LED Color Consistency: 3 SDCM
- Net Weight: 0.8Kg / 1.7Kg / 2.1Kg / 2.76Kg / 4.5Kg

Product Features/Optics



W *Wall Washer*



LiteBrush Optics system

Product Parameters

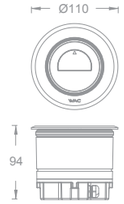

Model	Comment	Power (W)	LEDs (quantity)	Max Lumens (lm)	Control Systems	Beam	CCT	Finish
EIR7T	**F** *Fixed*	**08** *8.5(Max)*	*3*	*407*	**EL** *ON-OFF 220V AC Power Supply*	**W** *Wall Washer*	**27** *2700K* **30** *3000K* **40** *4000K*	**SS** *Stainless Steel*

Example : EIR7TF-08EL-W27SS



Model	Comment	Power (W)	LEDs (quantity)	Max Lumens (lm)	Control Systems	Beam	CCT	Finish
EIR7N	**F** *Fixed*	**08** *08(Max)*	*1*	*122*	**EL** *ON-OFF 220V AC Power Supply*	**W** *Wall Washer*	**27** *2700K* **30** *3000K* **40** *4000K*	**SS** *Stainless Steel*

Example : EIR7NF-08EL-W27SS

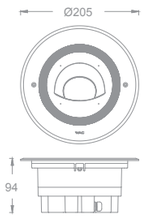

Model	Comment	Power (W)	LEDs (quantity)	Max Lumens (lm)	Control Systems	Beam	CCT	Finish
EIR7S	**F** *Fixed*	**18** *18(Max)*	*COB*	*920*	**EL** *ON-OFF 220V AC Power Supply*	**W** *Wall Washer*	**27** *2700K* **30** *3000K* **40** *4000K*	**SS** *Stainless Steel*

Example : EIR7SF-18EL-W27SS

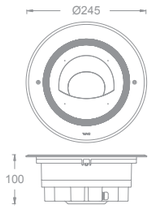

Model	Comment	Power (W)	LEDs (quantity)	Max Lumens (lm)	Control Systems	Beam	CCT	Finish
EIR7M	**F** *Fixed*	**22** *21(Max)*	*COB*	*1051*	**EL** *ON-OFF 220V AC Power Supply*	**W** *Wall Washer*	**27** *2700K* **30** *3000K* **40** *4000K*	**SS** *Stainless Steel*

Example : EIR7MF-22EL-W27SS

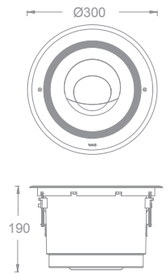

Model	Comment	Power (W)	LEDs (quantity)	Max Lumens (lm)	Control Systems	Beam	CCT	Finish
EIR5L	**F** *Fixed*	**40** *40(Max)*	*COB*	*3022*	**EL** *ON-OFF 220V AC Power Supply* **ML** *DMX512 Dimming 220V AC Power Supply*	**W** *Wall Washer*	**27** *2700K* **30** *3000K* **40** *4000K*	**SS** *Stainless Steel*

Example : EIR5LF-40EL-W27SS

EIR7TF-08EL-W30SS

Specifications:

Wall height (m): 3

Offset from wall (m): 0.6

Luminaire spacing (m): 0.4

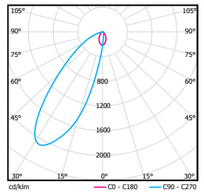

(m)	0.125	0.375	0.625	0.875	1.125	1.375	1.625	1.875	2.125
2.125	27	33	39	40	43	40	36	33	24
1.875	36	44	55	55	60	56	49	45	30
1.625	53	66	84	83	91	85	74	69	43
1.375	80	103	130	130	144	135	118	112	63
1.125	124	163	202	202	228	214	184	183	93
0.875	186	249	296	296	354	326	268	293	128
0.625	184	247	285	285	370	330	263	314	112
0.375	97	130	142	142	192	164	132	161	52
0.125	2.32	3.14	3.25	3.05	3.36	3.61	3.14	2.97	2.57

EIR7NF-08EL-W30SS

Specifications:

Wall height (m): 3

Offset from wall (m): 0.6

Luminaire spacing (m): 0.6

H (m)	Surface illumination (lux)				
	below the luminaire	between the luminaire	below the luminaire	between the luminaire	below the luminaire
2.85	25	26	27	27	25
2.55	23	25	26	25	24
2.25	26	29	30	29	27
1.95	33	38	39	38	34
1.65	44	50	52	51	45
1.35	65	77	80	77	67
1.05	95	112	116	113	104
0.75	143	165	171	165	147
0.45	169	184	195	184	171
0.15	70	66	75	65	70

Specifications:

Wall height (m): 3

Offset from wall (m): 1

Luminaire spacing (m): 1

H (m)	Surface illumination (lux)				
	below the luminaire	between the luminaire	below the luminaire	between the luminaire	below the luminaire
2.85	32	33	35	35	32
2.55	29	31	32	31	30
2.25	31	34	35	34	32
1.95	36	41	42	41	37
1.65	43	49	50	49	44
1.35	51	60	62	60	52
1.05	63	74	77	75	69
0.75	82	94	97	94	84
0.45	88	96	101	96	89
0.15	35	33	38	33	35

EIR7SF-18EL-W30SS

Specifications:

Wall height (m): 4.5

Offset from wall (m): 1

Luminaire spacing (m): 1

H (m)	Surface illumination (lux)				
	below the luminaire	between the luminaire	below the luminaire	between the luminaire	below the luminaire
4.275	57	61	61	60	55
3.825	55	60	60	59	52
3.375	65	72	73	71	61
2.925	84	96	97	93	79
2.475	113	132	136	127	107
2.025	158	186	194	179	149
1.575	222	263	268	256	208
1.125	273	324	318	317	257
0.675	212	255	245	252	198
0.225	112	112	119	109	106

Specifications:

Wall height (m): 4.5

Offset from wall (m): 1.5

Luminaire spacing (m): 1.5

H (m)	Surface illumination (lux)				
	below the luminaire	between the luminaire	below the luminaire	between the luminaire	below the luminaire
4.275	73	78	78	77	70
3.825	68	75	75	73	65
3.375	77	85	86	84	72
2.925	91	104	105	100	85
2.475	110	128	132	123	104
2.025	123	145	151	140	116
1.575	147	174	177	169	137
1.125	156	185	181	181	146
0.675	110	133	127	131	103
0.225	56	56	60	55	53

EIR7MF-22EL-W30SS

Specifications:

Wall height (m): 6

Offset from wall (m): 1.5

Luminaire spacing (m):1.5

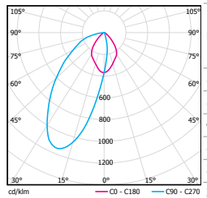

H (m)	Surface illumination (lux)				
	below the luminaire	between the luminaire	below the luminaire	between the luminaire	below the luminaire
5.7	57	60	61	60	57
5.1	55	59	60	59	55
4.5	65	71	73	71	65
3.9	84	93	97	93	84
3.3	113	127	136	127	113
2.7	158	179	194	179	158
2.1	222	256	268	256	222
1.5	273	317	318	317	273
0.9	212	252	245	252	212
0.3	112	109	119	109	112

Specifications:

Wall height (m): 6

Offset from wall (m): 2

Luminaire spacing (m): 2

H (m)	Surface illumination (lux)				
	below the luminaire	between the luminaire	below the luminaire	between the luminaire	below the luminaire
5.7	73	77	78	77	73
5.1	68	73	75	73	68
4.5	77	84	86	84	77
3.9	91	100	105	100	91
3.3	110	123	132	123	110
2.7	123	140	151	140	123
2.1	147	169	177	169	147
1.5	156	181	181	181	156
0.9	110	131	127	131	110
0.3	56	55	60	55	56

EIR5LI-40EL-W30SS

Specifications:

Wall height (m): 6

Offset from wall (m): 1

Luminaire spacing (m):1

H (m)	Surface illumination (lux)				
	below the luminaire	between the luminaire	below the luminaire	between the luminaire	below the luminaire
0.6	35	27	34	34	35
1.2	133	128	133	131	124
1.8	239	238	238	242	239
2.4	254	272	265	263	176
3	218	221	230	232	227
3.6	169	177	173	171	169
4.2	125	133	134	129	125
4.8	96	100	103	102	94
5.4	75	78	81	78	76
6	68	66	70	64	64

Specifications:

Wall height (m): 6

Offset from wall (m):1.5

Luminaire spacing (m): 1.5

H (m)	Surface illumination (lux)				
	below the luminaire	between the luminaire	below the luminaire	between the luminaire	below the luminaire
0.6	14	14	15	14	15
1.2	42	42	44	42	41
1.8	82	82	82	81	83
2.4	112	113	116	111	114
3	127	127	127	127	128
3.6	113	121	120	120	114
4.2	105	105	104	106	103
4.8	88	91	90	90	86
5.4	72	74	76	76	75
6	66	67	70	68	63

Accessories

Item	Picture	EIR5TF/EIR6TF	EIR5NF/EIR6NF	EIR5SF/EIR6SF	EIR5MF/EIR6MF	EIR5LF
Embedded Parts		EIR5TF-RC001	/	/	/	/
Embedded Parts		/	EIR5NF-RC001	/	/	/
Embedded Parts	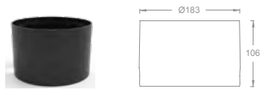	/	/	EIR5SF-RC001	/	/
Embedded Parts		/	/	/	EIR5MF-RC001	/
Embedded Parts	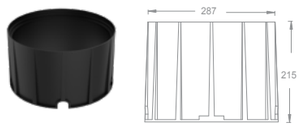	//	/	/	/	EIR5LF-RC001

Shanghai Xuhui High School
Shanghai

FUEGO ADJUSTABLE HIGH POWER LED

Super Comfort



Ø110 Ø180 Ø205 Ø245

High Lumens



Ø110 Ø180 Ø205 Ø245 Ø300

Specifications

IP67 IK08 2000KG 50 C -20 C Input 220V AC/50Hz SUBROSA® Glare-free

- Body Material: Stainless steel frame and die-cast aluminum body
- Optical System: Clear Lens included + SUBROSA® Optical System
- Finish: Environmentally safe powder coat
- Adjustable angle： 0°-360° horizontal rotation and 0°-20° vertical aiming tilt
- Accessories/Brackets: Recessed Casing
- Wiring: Please refer to wiring schematic diagram at the end of catalog
- LED Type: High Power LED
- LED Wattage, CCT, Lumen Output:
  EIR6T/EIR5T 3000K 660lm EIR6N/EIR5N 3000K 930lm
  EIR6S/EIR5S 3000K 1300lm EIR6M/EIR5M 3000K 1830lm
  EIR5L 3000K 3600lm
- LED Lifetime: >50,000h-L70 / B10-Ta25℃ (LM-80/TM-21)
- CCT/CRI: 2700K/3000K/4000K, Ra80
- LED Color Consistency: 3 SDCM
- Net Weight: 0.8Kg / 2.3Kg / 2.6Kg / 3.53Kg / 4.5Kg

Product Features/Optics



S *6°/7°* **1** *13°/14°* **2** *20°* **3** *30°* SUBROSA® Glare-free

Product Parameters



Model	Comment	Power (W)	LEDs (quantity)	Max Lumens (lm)	Control Systems	Beam	CCT	Finish
EIR6T *Super Comfort*	**A** *Adjustable*	**06** *06(Max)*	*3*	*349*	**EL** *ON-OFF 220V AC Power Supply*	**S** *6°* **1** *13°* **2** *20°* **3** *30°*	**27** *2700K* **30** *3000K* **40** *4000K*	**SS** *Stainless Steel*

Example :EIR6TA-06EL-127SS



Model	Comment	Power (W)	LEDs (quantity)	Max Lumens (lm)	Control Systems	Beam	CCT	Finish
EIR5T *High Lumens*	**A** *Adjustable*	**06** *06(Max)*	*3*	*455*	**EL** *ON-OFF 220V AC Power Supply*	**S** *6°* **1** *13°* **2** *20°* **3** *30°*	**27** *2700K* **30** *3000K* **40** *4000K*	**SS** *Stainless Steel*

Example : EIR5TA-06EL-127SS

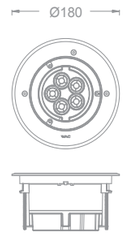

Model	Comment	Power (W)	LEDs (quantity)	Max Lumens (lm)	Control Systems	Beam	CCT	Finish
EIR6N *Super Comfort*	**A** *Adjustable*	**08** *08(Max)*	*5*	*369*	**EL** *ON-OFF 220V AC Power Supply*	**S** *7°* **1** *13°* **2** *20°* **3** *30°*	**27** *2700K* **30** *3000K* **40** *4000K*	**SS** *Stainless Steel*

Example : EIR6NA-08EL-S27SS

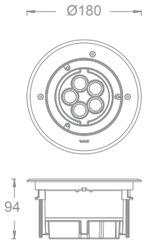

Model	Comment	Power (W)	LEDs (quantity)	Max Lumens (lm)	Control Systems	Beam	CCT	Finish
EIR5N *High Lumens*	**A** *Adjustable*	**08** *08(Max)*	*5*	*531*	**EL** *ON-OFF 220V AC Power Supply*	**S** *7°* **1** *13°* **2** *20°* **3** *30°*	**27** *2700K* **30** *3000K* **40** *4000K*	**SS** *Stainless Steel*

Example : EIR5NA-08EL-S27SS

IN-GROUND

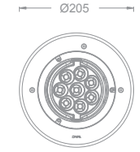

Model	Comment	Power (W)	LEDs (quantity)	Max Lumens (lm)	Control Systems	Beam	CCT	Finish
EIR6S *Super Comfort*	**A** *Adjustable*	**12** *12(Max)*	*08*	*687*	**EL** *ON-OFF* *220V AC Power Supply*	**S** *7°* **1** *13°* **2** *20°* **3** *30°*	**27** *2700K* **30** *3000K* **40** *4000K*	**SS** *Stainless Steel*

Example : EIR6SA-12EL-S27SS

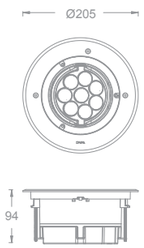

Model	Comment	Power (W)	LEDs (quantity)	Max Lumens (lm)	Control Systems	Beam	CCT	Finish
EIR5S *High Lumens*	**A** *Adjustable*	**12** *12(Max)*	*08*	*997*	**EL** *ON-OFF* *220V AC Power Supply*	**S** *7°* **1** *14°* **2** *20°* **3** *30°*	**27** *2700K* **30** *3000K* **40** *4000K*	**SS** *Stainless Steel*

Example : EIR5SA-12EL-S27SS

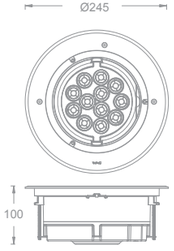

Model	Comment	Power (W)	LEDs (quantity)	Max Lumens (lm)	Control Systems	Beam	CCT	Finish
EIR6M *Super Comfort*	**A** *Adjustable*	**16** *16(Max)*	*12*	*936*	**EL** *ON-OFF* *220V AC Power Supply*	**S** *7°* **1** *13°* **2** *20°* **3** *30°*	**27** *2700K* **30** *3000K* **40** *4000K*	**SS** *Stainless Steel*

Example : EIR6MA-16EL-S27SS

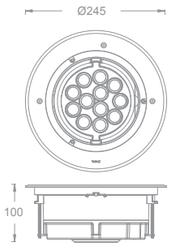

Model	Comment	Power (W)	LEDs (quantity)	Max Lumens (lm)	Control Systems	Beam	CCT	Finish
EIR5M *High Lumens*	**A** *Adjustable*	**16** *16(Max)*	*12*	*1348*	**EL** *ON-OFF* *220V AC Power Supply*	**S** *7°* **1** *14°* **2** *20°* **3** *30°*	**27** *2700K* **30** *3000K* **40** *4000K*	**SS** *Stainless Steel*

Example : EIR5MA-16EL-S27SS

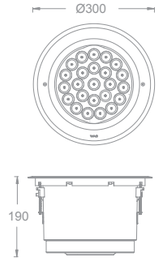

Model	Comment	Power (W)	LEDs (quantity)	Max Lumens (lm)	Control Systems	Beam	CCT	Finish
EIR5L	**A** *Adjustable*	**40** *40(Max)*	*24*	*3582*	**EL** *ON-OFF* *220V AC Power Supply* **ML** *DMX512 Dimming* *220V AC Power Supply*	**S** *7°* **1** *12°* **2** *23°* **3** *35°*	**27** *2700K* **30** *3000K* **40** *4000K*	**SS** *Stainless Steel*

Example : EIR5LA-40EL-S27SS

Light Distribution

EIR6TA

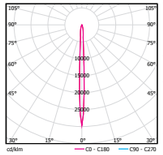

EIR6TA-06EL-S30SS

0º Aiming Angle

D(M)	LUX	W	L
1	10983	0.1	0.1
2	2746	0.2	0.2
3	1220	0.3	0.3
4	686	0.4	0.4

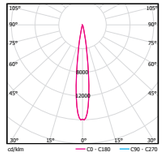

EIR6TA-06EL-130SS

0º Aiming Angle

D(M)	LUX	W	L
1	4518	0.2	0.2
2	1130	0.4	0.4
3	502	0.7	0.7
4	282	0.9	0.9

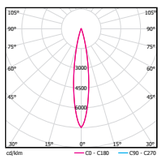

EIR6TA-06EL-230SS

0º Aiming Angle

D(M)	LUX	W	L
1	2118	0.3	0.3
2	530	0.7	0.7
3	235	1.0	1.0
4	132	1.3	1.3

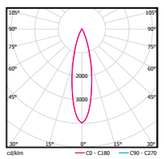

EIR6TA-06EL-330SS

0º Aiming Angle

D(M)	LUX	W	L
1	1185	0.5	0.5
2	296	0.9	0.9
3	132	1.4	1.4
4	74	1.8	1.8

EIR5TA

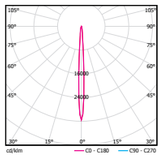

EIR5TA-06EL-S30SS

0º Aiming Angle

D(M)	LUX	W	L
1	14250	0.1	0.1
2	3563	0.2	0.2
3	1583	0.3	0.3
4	891	0.4	0.4

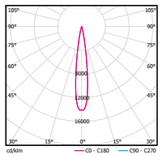

EIR5TA-06EL-130SS

0º Aiming Angle

D(M)	LUX	W	L
1	6613	0.2	0.2
2	1653	0.5	0.5
3	735	0.7	0.7
4	413	0.9	0.9

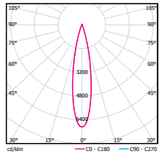

EIR5TA-06EL-230SS

0º Aiming Angle

D(M)	LUX	W	L
1	3035	0.4	0.4
2	759	0.7	0.7
3	337	1.1	1.1
4	190	1.4	1.4

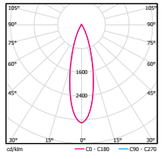

EIR5TA-06EL-330SS

0º Aiming Angle

D(M)	LUX	W	L
1	1429	0.5	0.5
2	357	1.0	1.0
3	159	1.5	1.5
4	89	2.1	2.1

EIR6NA

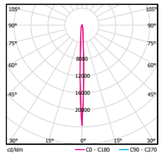

EIR6NA-08EL-S30SS

0º Aiming Angle

D(M)	LUX	W	L
1	9653	0.1	0.1
2	2413	0.3	0.3
3	1073	0.4	0.4
4	603	0.5	0.5

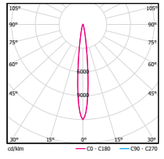

EIR6NA-08EL-130SS

0º Aiming Angle

D(M)	LUX	W	L
1	4111	0.2	0.2
2	1028	0.5	0.5
3	457	0.7	0.7
4	257	0.9	0.9

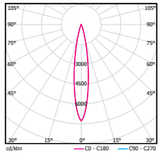

EIR6NA-08EL-230SS

0º Aiming Angle

D(M)	LUX	W	L
1	2365	0.3	0.3
2	591	0.7	0.7
3	263	1.0	1.0
4	148	1.3	1.3

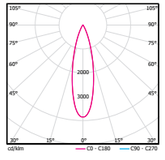

EIR6NA-08EL-330SS

0º Aiming Angle

D(M)	LUX	W	L
1	1241	0.5	0.5
2	310	0.9	0.9
3	138	1.4	1.4
4	78	1.9	1.9

Light Distribution

EIR5NA

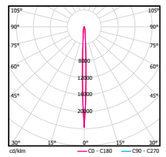

EIR5NA-08EL-S30SS

0º Aiming Angle

D(M)	LUX	W	L
1	15149	0.1	0.1
2	3787	0.2	0.2
3	1683	0.4	0.4
4	947	0.5	0.5

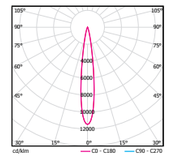

EIR5NA-08EL-130SS

0º Aiming Angle

D(M)	LUX	W	L
1	5763	0.3	0.3
2	1441	0.5	0.5
3	640	0.8	0.8
4	360	1.0	1.0

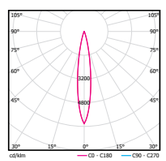

EIR5NA-08EL-230SS

0º Aiming Angle

D(M)	LUX	W	L
1	3590	0.4	0.4
2	898	0.7	0.7
3	399	1.1	1.1
4	224	1.4	1.4

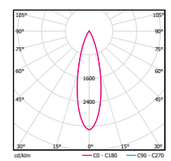

EIR5NA-08EL-330SS

0º Aiming Angle

D(M)	LUX	W	L
1	1725	0.5	0.5
2	431	1.0	1.0
3	192	1.5	1.5
4	108	2.0	2.0

EIR6SA

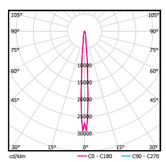

EIR6SA-12EL-S30SS

0º Aiming Angle

D(M)	LUX	W	L
1	17987	0.1	0.1
2	4497	0.3	0.3
3	1999	0.4	0.4
4	1124	0.5	0.5

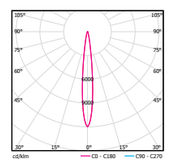

EIR6SA-12EL-130SS

0º Aiming Angle

D(M)	LUX	W	L
1	8119	0.2	0.2
2	2030	0.5	0.5
3	902	0.7	0.7
4	507	0.9	0.9

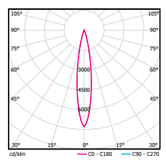

EIR6SA-12EL-230SS

0º Aiming Angle

D(M)	LUX	W	L
1	4526	0.3	0.3
2	1132	0.7	0.7
3	503	1.0	1.0
4	283	1.3	1.3

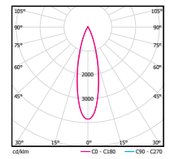

EIR6SA-12EL-330SS

0º Aiming Angle

D(M)	LUX	W	L
1	2332	0.5	0.5
2	583	0.9	0.9
3	259	1.4	1.4
4	146	1.9	1.9

EIR5SA

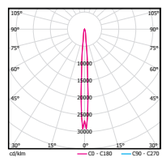

EIR5SA-12EL-S30SS

0º Aiming Angle

D(M)	LUX	W	L
1	29944	0.1	0.1
2	7486	0.2	0.2
3	3327	0.4	0.4
4	1872	0.5	0.5

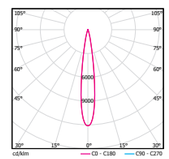

EIR5SA-12EL-130SS

0º Aiming Angle

D(M)	LUX	W	L
1	12000	0.3	0.3
2	3000	0.5	0.5
3	1333	0.8	0.8
4	750	1.0	1.0

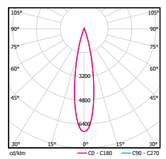

EIR5SA-12EL-230SS

0º Aiming Angle

D(M)	LUX	W	L
1	6936	0.4	0.4
2	1734	0.7	0.7
3	771	1.1	1.1
4	434	1.4	1.4

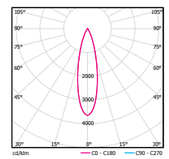

EIR5SA-12EL-330SS

0º Aiming Angle

D(M)	LUX	W	L
1	3532	0.5	0.5
2	883	0.9	0.9
3	392	1.4	1.4
4	221	1.9	1.9

IN-GROUND

Light Distribution

EIR6MA

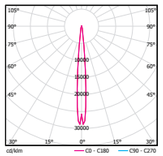

EIR6MA-16EL-S30SS

0° Aiming Angle

D(M)	LUX	W	L
1	24506	0.1	0.1
2	6127	0.3	0.3
3	2723	0.4	0.4
4	1532	0.5	0.5

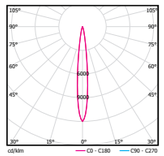

EIR6MA-16EL-130SS

0° Aiming Angle

D(M)	LUX	W	L
1	10200	0.2	0.2
2	2550	0.5	0.5
3	1133	0.7	0.7
4	638	0.9	0.9

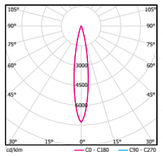

EIR6MA-16EL-230SS

0° Aiming Angle

D(M)	LUX	W	L
1	5601	0.4	0.4
2	1400	0.7	0.7
3	622	1.1	1.1
4	350	1.4	1.4

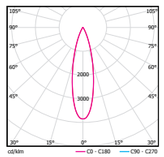

EIR6MA-16EL-330SS

0° Aiming Angle

D(M)	LUX	W	L
1	2872	0.5	0.5
2	718	1.1	1.1
3	319	1.6	1.6
4	180	2.2	2.2

EIR5MA

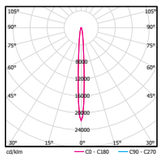

EIR5MA-16EL-S30SS

0° Aiming Angle

D(M)	LUX	W	L
1	44310	0.1	0.1
2	11078	0.2	0.2
3	4923	0.4	0.4
4	2769	0.5	0.5

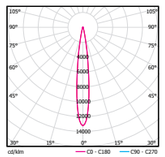

EIR5MA-16EL-130SS

0° Aiming Angle

D(M)	LUX	W	L
1	14543	0.3	0.3
2	3636	0.5	0.5
3	1616	0.8	0.8
4	909	1.0	1.0

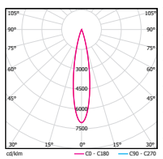

EIR5MA-16EL-230SS

0° Aiming Angle

D(M)	LUX	W	L
1	8249	0.4	0.4
2	2062	0.7	0.7
3	917	1.1	1.1
4	516	1.4	1.4

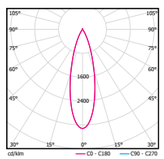

EIR5MA-16EL-330SS

0° Aiming Angle

D(M)	LUX	W	L
1	4245	0.5	0.5
2	1061	1.0	1.0
3	472	1.5	1.5
4	265	2.0	2.0

EIR5LA

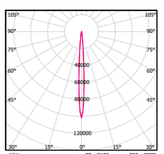

EIR5LA-40EL-S30BK

0° Aiming Angle

D(M)	LUX	W	L
1	101626	0.1	0.1
2	25407	0.2	0.2
3	11292	0.3	0.3
4	6352	0.4	0.4

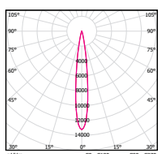

EIR5LA-40EL-130BK

0° Aiming Angle

D(M)	LUX	W	L
1	20347	0.2	0.2
2	5087	0.4	0.4
3	2261	0.6	0.6
4	1272	0.8	0.8

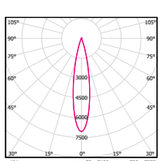

EIR5LA-40EL-230BK

0° Aiming Angle

D(M)	LUX	W	L
1	9516	0.4	0.4
2	2379	0.8	0.8
3	1057	1.2	1.2
4	595	1.6	1.6

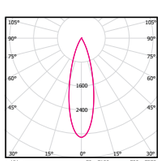

EIR5LA-40EL-330BK

0° Aiming Angle

D(M)	LUX	W	L
1	5300	0.6	0.6
2	1325	1.3	1.3
3	589	1.9	1.9
4	331	2.5	2.5

Accessories

Item	Picture	EIR5TF/EIR6TF	EIR5NF/EIR6NF	EIR5SF/EIR6SF	EIR5MF/EIR6MF	EIR5LF
Embedded Parts		EIR5TF-RC001	/	/	/	/
Embedded Parts		/	EIR5NA-RC001	/	/	/
Embedded Parts		/	/	EIR5SA-RC001	/	/
Embedded Parts		/	/	/	EIR5MA-RC001	/
Embedded Parts	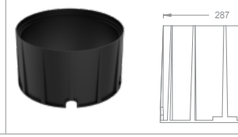	//	/	/	/	EIR5LF-RC001

IN-GROUND



FUEGO PRO

IP67 rated for exterior environments, FUEGO In-ground LED luminaires feature a patent pending condensation-proof design for equalizing pressure without water intrusion. Symmetric and asymmetric beam distributions are available for wall washing, wall grazing and spot lighting. Unique adjustable options for in-field optical beam adjustments range from 0° to 20° round, square and linear formats which are available and operable on 24V DC and 220V AC systems.

Shenzhen Tailun Square
Shenzhen, Guangdong Province

FUEGO PRO ROUND



Mini Round



Small Round



Medium Round 6LEDS



Medium Round 9LEDS



Mini Round



Small Round



Medium Round 6LEDS



Medium Round 9LEDS

Specifications

IP67 IK08 500KG 50℃ -20℃ Input 24V DC Input 220V AC/50Hz DMX

- Body Material: Stainless steel body
- Optical System: Clear Lens included
- Finish: Environmentally safe powder coat
- Accessories/Brackets: Recessed casing, suction cup, Beam Elongator, Honeycomb
- Insulation class: 24V DC is Class III 220V AC is Class I
- Wiring: Please refer to wiring schematic diagram at the end of catalog
- LED Type: High Power LED
- LED Wattage, CCT, Lumen Output:
  EIR1N 3000K 300lm EIR1S 3000K 630lm
  EIR1MT-14 3000K 966lm EIR1MT-21 3000K 1449lm
- LED Lifetime: >50,000h-L70 / B10-Ta25℃ (LM-80/TM-21)
- CCT/CRI: 3000K/4000K, Ra80
- LED Color Consistency: 3 SDCM
- Net Weight: Frameless 0.4Kg / 0.98Kg / 2.38Kg / 2.38Kg
  Frame 0.4Kg / 0.98Kg / 2.38Kg / 2.38Kg

Product Features/Optics



S *7°/8°*



1 *13°/15°*



2 *25°/28°*



3 *30°*



4 *40°/45°*

Product Parameters

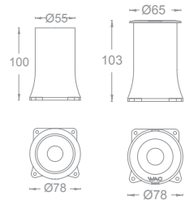

Model	Comment	Power (W)	LEDs (quantity)	Max Lumens (lm)	Control Systems	Beam	CCT	Finish
EIR1N	**T** *Frameless* **F** *Frame*	**03** *03(Max)*	*1*	*140*	**ET** *ON-OFF 24V DC Power Supply*	**S** *8°* **1** *15°* **2** *25°* **4** *45°*	**30** *3000K* **40** *4000K*	**S** *Stainless Steel*

Example : EIR1NT-03ET-S30-S

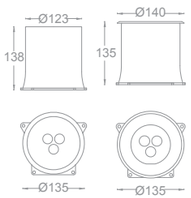

Model	Comment	Power (W)	LEDs (quantity)	Max Lumens (lm)	Control Systems	Beam	CCT	Finish
EIR1S	**T** *Frameless* **F** *Frame*	**07** *07(Max)*	*3*	*356*	**ET** *ON-OFF 24V DC Power Supply* **MT** *DMX512 Dimming 24V DC Power Supply* **EL** *ON-OFF 220V AC Power Supply*	**S** *8°* **1** *15°* **2** *25°* **4** *45°*	**30** *3000K* **40** *4000K*	**B** *Black (Frameless only)* **S** *Stainless Steel (Frame only)*

Example : EIR1ST-07EL-S30-B

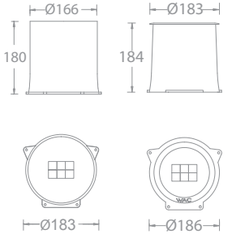

Model	Comment	Power (W)	LEDs (quantity)	Max Lumens (lm)	Control Systems	Beam	CCT	Finish
EIR1M	**T** *Frameless* **F** *Frame*	**14** *14(Max)*	*6*	*815*	**ET** *ON-OFF 24V DC Power Supply* **MT** *DMX512 Dimming 24V DC Power Supply* **EL** *ON-OFF 220V AC Power Supply*	**S** *7°* **1** *13°* **3** *30°* **4** *40°*	**30** *3000K* **40** *4000K*	**BK** *Black (Frameless only)* **SS** *Stainless Steel (Frame only)*

Example : EIR1MT-14EL-S30BK

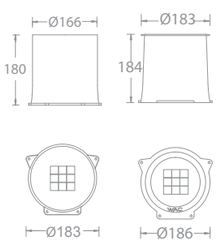

Model	Comment	Power (W)	LEDs (quantity)	Max Lumens (lm)	Control Systems	Beam	CCT	Finish
EIR1M	**T** *Frameless* **F** *Frame*	**21** *16(Max)*	*9*	*1013*	**ET** *ON-OFF 24V DC Power Supply* **MT** *DMX512 Dimming 24V DC Power Supply* **EL** *ON-OFF 220V AC Power Supply*	**S** *7°* **1** *13°* **3** *30°* **4** *40°*	**30** *3000K* **40** *4000K*	**BK** *Black (Frameless only)* **SS** *Stainless Steel (Frame only)*

Example : EIR1MT-21EL-S30BK

Light Distribution

EIR1N

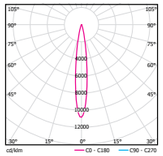

EIR1NT-03ET-140-S

0° Aiming Angle

D(M)	LUX	W	L
1	1788	0.2	0.2
2	447	0.5	0.5
3	199	0.7	0.7
4	112	1.0	1.0

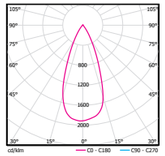

EIR1NT-03ET-440-S

0° Aiming Angle

D(M)	LUX	W	L
1	225	0.8	0.8
2	56	1.5	1.5
3	25	2.3	2.3
4	14	3.0	3.0

EIR1S

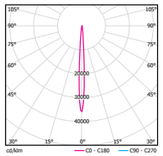

EIR1ST-07EL-S40-B

0° Aiming Angle

D(M)	LUX	W	L
1	15766	0.1	0.1
2	3942	0.2	0.2
3	1752	0.4	0.4
4	985	0.5	0.5

EIR1MT-14

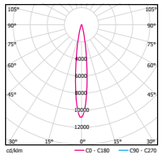

EIR1MT-14MT-130BK

0° Aiming Angle

D(M)	LUX	W	L
1	7666	0.3	0.3
2	1917	0.5	0.5
3	852	0.8	0.8
4	479	1.1	1.1

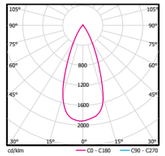

EIR1MT-14MT-330BK

0° Aiming Angle

D(M)	LUX	W	L
1	2548	0.5	0.5
2	637	1.1	1.1
3	283	1.6	1.6
4	159	2.1	2.1

EIR1MT-21

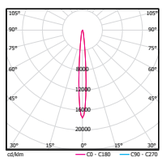

EIR1MF-21MT-S30BK

0° Aiming Angle

D(M)	LUX	W	L
1	35444	0.1	0.1
2	8861	0.2	0.2
3	3938	0.3	0.3
4	2215	0.5	0.5

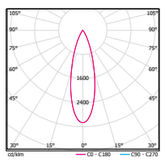

EIR1MF-21MT-340BK

0° Aiming Angle

D(M)	LUX	W	L
1	3016	0.6	0.6
2	754	1.1	1.1
3	335	1.7	1.7
4	189	2.3	2.3

Accessories

Item	Picture	EIR1S	EIR1M
Suction CUP		EIR1NT-SC001	/
Beam Elongator		EIR1ST-BEL001	/
Honeycomb		EIR1ST-BEL001	/
Beam Elongator		/	EIR1MT-BEL001
Honeycomb		/	EIR1MT-HCL001

Accessories

Item	Picture	EIR1N	EIR1SF	EIR1MF
Embedded Parts		EIR1NT-RC001	/	/
Embedded Parts		EIR1NT-RC002	/	/
Embedded Parts		/	EIR1SF-RC001	/
Embedded Parts		/	EIR1SF-RC002	/
Embedded Parts	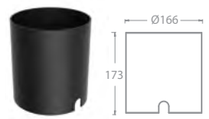	/	/	EIR1MF-RC002

Item	Picture	EIR1ST	EIR1MT
Embedded Parts	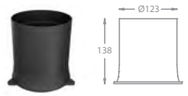	EIR1ST-RC001	/
Embedded Parts		EIR1ST-RC002	/
Embedded Parts	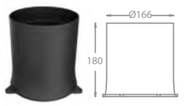	/	EIR1MT-RC001
Embedded Parts	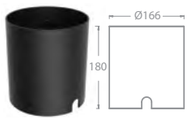	/	EIR1MT-RC002

Shanghai Xuhui High School
Shanghai

FUEGO PRO SQUARE

Frameless



Mini Square



Small Square

Frame



Mini Square



Small Square

Specifications



- Body Material: Stainless steel body
- Optical System: Clear Lens included
- Finish: Environmentally safe powder coat
- Accessories/Brackets: Recessed casing, suction cup, Beam Elongator, Honeycomb
- Insulation class: 24V DC is Class III 220V AC is Class I
- Wiring: Please refer to wiring schematic diagram at the end of catalog
- LED Type: High Power LED
- LED Wattage, CCT, Lumen Output:
  EIS1N 3000K 270lm EIS1S 3000K 630lm
- LED Lifetime: >50,000h-L70 / B10-Ta25℃ (LM-80/TM-21)
- CCT/CRI: 3000K/4000K, Ra80
- LED Color Consistency: 3 SDCM
- Net Weight: Frameless 0.32Kg / 1.1Kg
  Frame 0.32Kg / 1.1Kg

Product Features/Optics



S *8°* **1** *15°* **2** *25°* **4** *45°*

Product Parameters

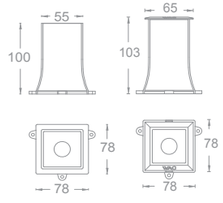

Model	Comment	Power (W)	LEDs (quantity)	Max Lumens (lm)	Control Systems	Beam	CCT	Finish
EIS1N	**T** *Frameless* **F** *Frame*	**03** *03(Max)*	*1*	*162*	**ET** *ON-OFF 24V DC Power Supply*	**S** *8°* **1** *15°* **2** *25°* **4** *45°*	**30** *3000K* **40** *4000K*	**S** *Stainless Steel*

Example : EIS1NT-03ET-S30-S

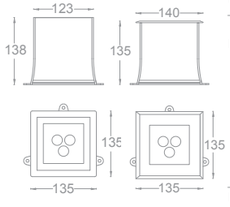

Model	Comment	Power (W)	LEDs (quantity)	Max Lumens (lm)	Control Systems	Beam	CCT	Finish
EIS1S	**T** *Frameless* **F** *Frame*	**07** *07(Max)*	*3*	*356*	**ET** *ON-OFF 24V DC Power Supply* **MT** *DMX512 Dimming 24V DC Power Supply* **EL** *ON-OFF 220V AC Power Supply*	**S** *8°* **1** *15°* **2** *25°* **4** *45°*	**30** *3000K* **40** *4000K*	**B** *Black (Frameless only)* **S** *Stainless Steel (Frame only)*

Example : EIS1ST-07EL-S30-B

IN-GROUND

Light Distribution

EIS1N

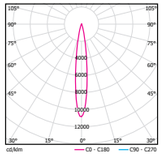

EIS1NT-03ET-140-S

0° Aiming Angle

D(M)	LUX	W	L
1	1788	0.2	0.2
2	447	0.5	0.5
3	199	0.7	0.7
4	112	1.0	1.0

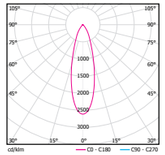

EIS1NT-03ET-440-S

0° Aiming Angle

D(M)	LUX	W	L
1	225	0.8	0.8
2	56	1.5	1.5
3	25	2.3	2.3
4	14	3.0	3.0

EIS1S

EIS1ST-07EL-S40-B

0° Aiming Angle

D(M)	LUX	W	L
1	15766	0.1	0.1
2	3942	0.2	0.2
3	1752	0.4	0.4
4	985	0.5	0.5

Accessories

Item	Picture	EIR1S
Suction CUP		EIR1NT-SC001
Beam Elongator		EIS1ST-BEL001
Honeycomb		EIS1ST-HCL001

Item	Picture	EIR1N	EIR1ST	EIR1SF
Embedded Parts		EIS1NT-RC001	/	/
Embedded Parts	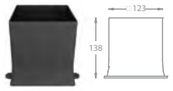	/	EIS1ST-RC001	/
Embedded Parts		/	/	EIS1SF-RC001

FUEGO PRO LINEAR EIL2



Frosted Optical Integrated lens

Specifications

IP67 IK08 500KG 50℃ -20℃ Input 24V DC DMX

- Body Material: Extruded aluminum profile, die-cast aluminum end cap
- Optical System: Opal glass (Frosted)
  Lens (Optical /Integrated lens)
- Finish: Environmentally safe powder coat
- Accessories/Brackets: Recessed casing
- Wiring: Please refer to wiring schematic diagram at the end of catalog
- LED Type: SMD + Medium power
- LED Wattage, CCT, Lumen Output:
  EIL210-12: 12W 3000K 1200lm EIL210-24: 24W 3000K 2760lm
- LED Lifetime: >50,000h-L70 /B10-Ta25℃ (LM-80/TM-21)
- CCT/CRI: 2700K/3000K/4000K/RGB, Ra80
- LED Color Consistency: 3 SDCM
- Net Weight: 2.8Kg / 2.8Kg / 2.8Kg

Product Features/Optics



Integrated lens



1 *10°* **2** *20°* **3** *30°* **J** *20°x45°*

Product Parameters



Model	Length (mm)	Power (W)	LEDs (quantity)	Max Lumens (lm)	Control Systems	Beam	Phase Controller (m)	CCT	Finish
EIL205-06	*513*	*6(Max)*	*60*	*357*	**ET** *ON-OFF 24V DC Power Supply*	**F** *Frosted*	**O** *W/O Phase*	**27** *2700K* **30** *3000K* **40** *4000K*	**BK** *Black* **GY** *Gray*
EIL210-12	*1006*	*11(Max)*	*120*	*764*					
EIL205-06	*513*	*6(Max)*	*60*	*357*	**MT** *DMX512 Dimming 24V DC Power Supply*	**F** *Frosted*	**1** *1 Phase* **4** *4 Phase*	**27** *2700K* **30** *3000K* **40** *4000K* **FC** *RGB*	**BK** *Black* **GY** *Gray*
EIL210-12	*1006*	*11(Max)*	*120*	*764*					

Example : EIL210-12MT-F127BK



Model	Length (mm) A	Power (W)	LEDs (quantity)	Max Lumens (lm)	Control Systems	Beam	CCT	Finish
EIL205-12	*504*	*12(Max)*	*12*	*665*	**ET** *ON-OFF 24V DC Power Supply*	**2** *20°* **3** *30°* **J** *20°x45°*	**27** *2700K* **30** *3000K* **40** *4000K*	**BK** *Black* **GY** *Gray*
EIL210-24	*1006*	*24(Max)*	*24*	*1330*	**MT** *DMX512 Dimming 24V DC Power Supply*			

Example : EIL205-12ET-227BK



Model	Length (mm) A	Power (W)	LEDs (quantity)	Max Lumens (lm)	Control Systems	Beam	CCT	Finish
EIL205-12	*504*	*12(Max)*	*12*	*642*	**ET** *ON-OFF 24V DC Power Supply*	**1** *10° Integrated lens*	**27** *2700K* **30** *3000K* **40** *4000K*	**BK** *Black* **GY** *Gray*
EIL210-24	*1006*	*24(Max)*	*24*	*1284*	**MT** *DMX512 Dimming 24V DC Power Supply*			

Example : EIL205-12ET-127BK

IN-GROUND

Light Distribution

EIL205

EIL205-06ET-F030GY

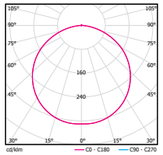

0º Aiming Angle

D(M)	LUX	W	L
1	118	3.2	3.2
2	30	6.4	6.4
3	13	9.7	9.7
4	7	12.9	12.9

EIL205-12ET-230BK

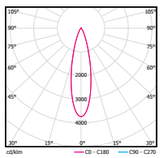

0º Aiming Angle

D(M)	LUX	W	L
1	2359	0.4	0.4
2	590	0.9	0.9
3	262	1.3	1.3
4	147	1.8	1.8

EIL205-12ET-330BK

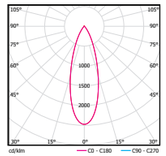

0º Aiming Angle

D(M)	LUX	W	L
1	1694	0.6	0.6
2	424	1.2	1.2
3	188	1.7	1.7
4	106	2.3	2.3

EIL205-12ET-127BK

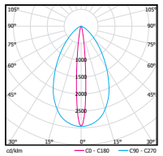

0º Aiming Angle

D(M)	LUX	W	L
1	1896	1.2	0.2
2	474	2.4	0.4
3	211	3.6	0.6
4	119	4.8	0.7

Accessories

Item	Description	Picture	Drawing	Quantity Suggested
EIL2-PC-CT002F	*ET Female connector (Froste/Optical/Integrated lens)*			*1pc per 32m*
EIL2-PC-CT002M	*ET Male connector (Froste/Optical/Integrated lens)*			*1pc per 32m*
EIL2-CC-CT002F	*MT Female connector (Optical/Integrated lens)*			*1pc per 32m*
EIL2-CC-CT002M	*MT Male connector (Optical/Integrated lens)*			*1pc per 32m*
ELC3-SC-CT002F	*MT Female connector (Froste)*			*1pc per 32m*
EIL2-CC-CT002M	*MT Male connector (Froste)*			*1pc per 32m*

Item	Picture	Linear Series Frosted	Linear Series Optical/Integrated lens
Embedded Parts		EIL2-RC059-BK	EIL2-RC050-BK
Embedded Parts		EIL2-RC059-GY	EIL2-RC050-GY
Embedded Parts		EIL2-RC100-BK	EIL2-RC100-BK
Embedded Parts		EIL2-RC100-GY	EIL2-RC100-GY

FUEGO PRO LINEAR EIL3



Specifications

IP67 IK08 500KG 50℃ -20℃ Input 24V DC DMX

- Body Material: Extruded aluminum profile, die-cast aluminum end cap and stainless steel frame
- Optical System: Clear Lens included
- Finish: Environmentally safe powder coat
- Accessories/Brackets: Recessed casing
- Wiring: Please refer to wiring schematic diagram at the end of catalog
- LED Type: High Power
- LED Wattage, CCT, Lumen Output: 12W 3000K 1320lm
  24W 3000K 2640lm
- LED Lifetime: >50,000h-L70 /B10-Ta25℃ (LM-80/TM-21)
- CCT/CRI: 2700K/3000K/4000K, Ra80
- LED Color Consistency: 3 SDCM
- Net Weight: 1.7Kg/500mm, 3.8Kg/1000mm

Product Features/Optics



1 *13°* **2** *20°* **3** *30°* **4** *40°* **F** *25°x45°*

Product Parameters

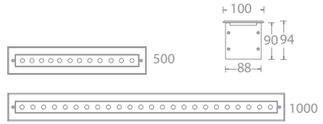

Model	Length (mm)	Power (W)	LEDs (quantity)	Max Lumens (lm)	Control Systems	Beam	CCT	Finish
EIL305-12	*500*	*12(Max)*	*12*	*1155*	**ET** *ON-OFF 24V DC Power Supply* **MT** *DMX512 Dimming 24V DC Power Supply*	**1** *13°* **2** *20°* **3** *30°* **4** *40°* **F** *25°×45°*	**27** *2700K* **30** *3000K* **40** *4000K*	**SS** *Stainless Steel*
EIL310-24	*1000*	*24(Max)*	*24*	*2310*				

Example : EIL305-12ET-127SS

Light Distribution

EIL310

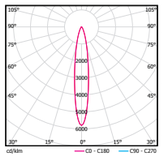

EIL310-24MT-130SS

0° Aiming Angle

D(M)	LUX	W	L
1	10751	0.3	0.3
2	2688	0.6	0.6
3	1195	0.9	0.9
4	672	1.2	1.2

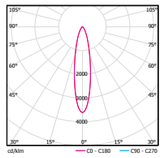

EIL310-24MT-230SS

0° Aiming Angle

D(M)	LUX	W	L
1	6795	0.4	0.4
2	1699	0.8	0.8
3	755	1.1	1.1
4	425	1.5	1.5

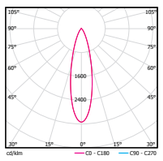

EIL310-24MT-330SS

0° Aiming Angle

D(M)	LUX	W	L
1	6080	0.5	0.5
2	1520	0.9	0.9
3	676	1.4	1.4
4	380	1.9	1.9

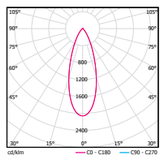

EIL310-24MT-430SS

0° Aiming Angle

D(M)	LUX	W	L
1	3955	0.6	0.6
2	989	1.3	1.3
3	439	1.9	1.9
4	247	2.6	2.6

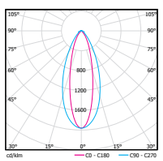

EIL310-24MT-F30SS

0° Aiming Angle

D(M)	LUX	W	L
1	3316	0.8	0.5
2	829	1.6	1.0
3	368	2.4	1.5
4	207	3.2	1.9

FUEGO PRO LINEAR EIL4



Specifications

IP67 IK08 500KG 50℃ -20℃ Input 24V DC Input 220V AC/50Hz DMX

- Body Material: Extruded aluminum profile, die-cast aluminum end cap
- Optical System: Clear Lens included
- Finish: Environmentally safe powder coat
- Adjustable angle： 0°-15° vertical aiming tilt
- Accessories/Brackets: Recessed casing
- Insulation class: 24V DC is Class III 220V AC is Class II
- Wiring: Please refer to wiring schematic diagram at the end of catalog
- LED Type: High Power LED
- LED wattage, lumen output: 56W 4760lm
- LED Lifetime: >50,000h-L70 /B10-Ta25℃ (LM-80/TM-21)
- CCT/CRI: 3000K/ 4000K , Ra80
- LED Color Consistency: 3 SDCM
- Net Weight: 1.1Kg/250mm, 2.1Kg/500mm, 3.8Kg/1000mm

Product Features/Optics



S *8°* **1** *15°* **3** *30°* **4** *40°*



W *Wall Washer*

Product Parameters

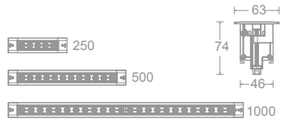

Model	Length (mm)	Comment	Power (W)	LEDs (quantity)	Max Lumens (lm)	Control Systems	Beam	CCT	Finish
EIL403	*250*	**F** *Fixed*	**12** *12(Max)*	*5*	*653*	**ET** *ON-OFF 24V DC Power Supply* **MT** *DMX512 Dimming 24V DC Power Supply*	**S** *8°* **1** *15°* **3** *30°* **4** *40°* **E** *9°×15°* **G** *10°×50°* **W** *Wall Washer*	**27** *2700K* **30** *3000K* **40** *4000K*	**BK** *Black*
EIL405	*500*	**F** *Fixed*	**28** *28(Max)*	*12*	*1953*				
EIL410	*1000*	**F** *Fixed*	**56** *56(Max)*	*24*	*3956*				
EIL403	*250*	**A** *Adjustable*	**08** *8(Max)*	*5*	*553*	**ET** *ON-OFF 24V DC Power Supply* **MT** *DMX512 Dimming 24V DC Power Supply*	**S** *8°* **1** *15°* **3** *30°* **4** *40°* **E** *9°×15°* **G** *10°×50°* **W** *Wall Washer*	**27** *2700K* **30** *3000K* **40** *4000K*	**BK** *Black*
EIL405	*500*	**A** *Adjustable*	**20** *20(Max)*	*12*	*1654*				
EIL410	*1000*	**A** *Adjustable*	**40** *40(Max)*	*24*	*3350*				

Example : EIL403A-08ET-S30BK



Model	Length (mm)	Comment	Power (W)	LEDs (quantity)	Max Lumens (lm)	Control Systems	Beam	CCT	Finish
EIL405	*500*	**F** *Fixed*	**28** *28(Max)*	*12*	*1953*	**EL** *ON-OFF 220V AC Power Supply* **ML** *DMX512 Dimming 220V AC Power Supply*	**S** *8°* **1** *15°* **3** *30°* **4** *40°* **E** *9°×15°* **G** *10°×50°* **W** *Wall Washer*	**27** *2700K* **30** *3000K* **40** *4000K*	**BK** *Black*
EIL410	*1000*	**F** *Fixed*	**56** *56(Max)*	*24*	*3956*				
EIL405	*500*	**A** *Adjustable*	**20** *20(Max)*	*12*	*1654*	**EL** *ON-OFF 220V AC Power Supply* **ML** *DMX512 Dimming 220V AC Power Supply*	**S** *8°* **1** *15°* **3** *30°* **4** *40°* **E** *9°×15°* **G** *10°×50°* **W** *Wall Washer*	**27** *2700K* **30** *3000K* **40** *4000K*	**BK** *Black*
EIL410	*1000*	**A** *Adjustable*	**40** *40(Max)*	*24*	*3350*				

Example : EIL405A-08EL-S30BK

IN-GROUND

Light Distribution

EIL410

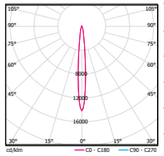

EIL410F-56MT-130BK

0° Aiming Angle

D(M)	LUX	W	L
1	19568	0.3	0.3
2	4892	0.6	0.6
3	2174	0.9	0.9
4	1223	1.2	1.2

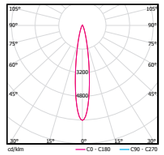

EIL410F-56MT-330BK

0° Aiming Angle

D(M)	LUX	W	L
1	7627	0.5	0.5
2	1907	1.1	1.1
3	847	1.6	1.6
4	477	2.2	2.2

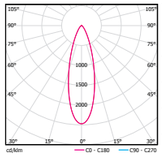

EIL410F-56MT-430BK

0° Aiming Angle

D(M)	LUX	W	L
1	5786	0.7	0.7
2	1447	1.4	1.4
3	643	2.0	2.0
4	362	2.7	2.7

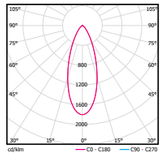

EIL410F-56MT-S30BK

0° Aiming Angle

D(M)	LUX	W	L
1	49709	0.2	0.2
2	12427	0.3	0.3
3	5523	0.5	0.5
4	3107	0.7	0.7

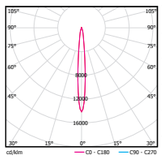

EIL410A-40MT-130BK

0° Aiming Angle

D(M)	LUX	W	L
1	18461	0.3	0.3
2	4615	0.6	0.6
3	2051	0.9	0.9
4	1154	1.2	1.2

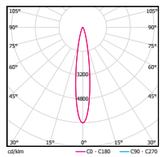

EIL410A-40MT-330BK

0° Aiming Angle

D(M)	LUX	W	L
1	7194	0.5	0.5
2	1799	1.1	1.1
3	799	1.6	1.6
4	450	2.2	2.2

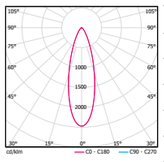

EIL410A-40MT-430BK

0° Aiming Angle

D(M)	LUX	W	L
1	5458	0.7	0.7
2	1365	1.4	1.4
3	606	2.0	2.0
4	341	2.7	2.7

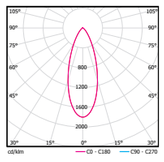

EIL410A-40MT-S30BK

0° Aiming Angle

D(M)	LUX	W	L
1	46891	0.2	0.2
2	11723	0.3	0.3
3	5210	0.5	0.5
4	2931	0.7	0.7

EIL410F-56MT-W30BK

Specifications:

Wall height (m): 3

Offset from wall (m): 0.3

Luminaire spacing (m): 0.4

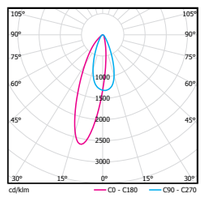

H (m)	Surface illumination (lux)				
	below the luminaire	between the luminaire	below the luminaire	between the luminaire	below the luminaire
0.3	*24*	*25*	*25*	*25*	*26*
0.6	*52*	*52*	*53*	*53*	*53*
0.9	*120*	*124*	*126*	*124*	*120*
1.2	*269*	*278*	*281*	*276*	*270*
1.5	*354*	*369*	*373*	*358*	*356*
1.8	*383*	*400*	*406*	*402*	*385*
2.1	*395*	*414*	*420*	*417*	*400*
2.4	*392*	*413*	*419*	*416*	*396*
2.7	*375*	*399*	*405*	*401*	*378*
3	*352*	*380*	*384*	*378*	*355*

Accessories

Item	Description	Picture
EIL4-GH025	*Grille Horizontal 250mm*	
EIL4-GH050	*Grille Horizontal 500mm*	
EIL4-GH100	*Grille Horizontal 1000mm*	
EIL4-HC025	*Honeycomb 250mm*	
EIL4-HC050	*Honeycomb 500mm*	
EIL4-HC100	*Honeycomb 1000mm*	

Note: Recommend adding Grille and Honeycomb louvers for fixed beam angles. (Wall Washer is excluded.) Accessories need to be ordered separately.

Item	Picture	Linear Series
Embedded Parts *L=250mm*	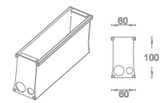	EIL4-RC025
Embedded Parts *L=500mm*	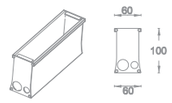	EIL1-RC050
Embedded Parts *L=1000mm*	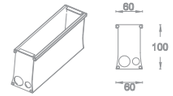	EIL1-RC100

RECESSED CEILING LUMINAIRES



LANNE LINEAR 560



LANNE PRO 566

LANNE PRO DOWNILGHT 567
LANNE PRO WALL WASHER 571



LANNE PRO ADJUSTABLE 574



LANNE II 580



LANNE LINEAR

LANNE reveals energy efficient LED luminaires constructed with one-piece die-cast aluminum or stainless steel trims. The six-inch aperture features full reflectors that provide different LED positions for high performance, various cut-off options, superior light output and photometric efficiency. Features the SUBROSA Optical System to prevent glare.

LANNE LINEAR



ER301F-08



ER303F-16



ER305F-32

Specifications

IP65 | 50 C / -20 C | High CRI | Input 220V AC/50Hz | Dimmable | SUBROSA® Glare-free

- Body Material: Extruded aluminum
- Optical System: Clear Lens included + SUBROSA®Optical System
- Finish: Environmentally safe powder coat
- Wiring: Please refer to wiring schematic diagram at the end of catalog
- Cutout: ☐ 130mm / ☐ 242mm / ☐ 466mm x 41mm
- Ceiling Thickness: 1-25mm
- Cut Off Angle: 35°
- LED Type: High Power LED
- LED Wattage, CCT, Lumen Output:
  ER301F 3000K 1000lm ER303F 3000K 2000lm
  ER305F 3000K 4000lm
- LED Lifetime: >50,000h-L70 / B10-Ta25℃ (LM-80/TM-21)
- LED Color Consistency: 3 SDCM
- Net Weight: 0.55Kg / 0.7Kg / 1.2Kg

Product Features/Optics



1 *15°*



2 *26°*



3 *36°*



WAC SUBROSA® Optical System
For Exterior Lighting

Product Parameters

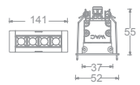

Model	Length (mm)	Comment	Power (W)	LEDs (Quantity)	Max Lumens (lm)	Control Systems	Beam	CCT	Finish
ER3	**01** *141*	**F** *Frame*	**08** *08*	*4pcs*	*551*	**EL** *ON-OFF 220V AC Power Supply*	**1** *15°* **2** *26°* **3** *36°*	**30** *3000K* **40** *4000K*	**WT** *White*

Example: ER301F-08EL-130WT

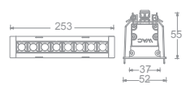

Model	Length (mm)	Comment	Power (W)	LEDs (Quantity)	Max Lumens (lm)	Control Systems	Beam	CCT	Finish
ER3	**03** *253*	**F** *Frame*	**16** *16*	*8pcs*	*1036*	**EL** *ON-OFF 220V AC Power Supply*	**1** *15°* **2** *26°* **3** *36°*	**30** *3000K* **40** *4000K*	**WT** *White*

Example: ER303F-16EL-130WT

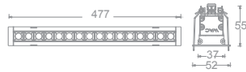

Model	Length (mm)	Comment	Power (W)	LEDs (Quantity)	Max Lumens (lm)	Control Systems	Beam	CCT	Finish
ER3	**05** *477*	**F** *Frame*	**32** *32*	*16pcs*	*2169*	**EL** *ON-OFF 220V AC Power Supply*	**1** *15°* **2** *26°* **3** *36°*	**30** *3000K* **40** *4000K*	**WT** *White*

Example: ER305F-32EL-130WT

Light Distribution

ER301F

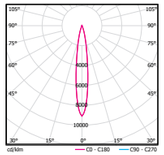

ER301F-08EL-130WT

0° Aiming Angle

D(M)	LUX	W	L
1	5033	0.3	0.3
2	1258	0.6	0.6
3	559	0.8	0.8
4	315	1.1	1.1

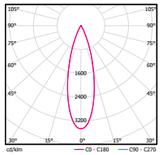

ER301F-08EL-230WT

0° Aiming Angle

D(M)	LUX	W	L
1	1757	0.5	0.5
2	439	1.0	1.0
3	195	1.5	1.5
4	110	2.1	2.1

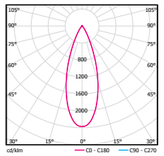

ER301F-08EL-330WT

0° Aiming Angle

D(M)	LUX	W	L
1	1130	0.6	0.6
2	283	1.3	1.3
3	126	1.9	1.9
4	71	2.6	2.6

ER303F

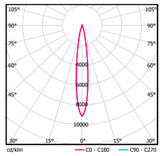

ER303F-16EL-130WT

0° Aiming Angle

D(M)	LUX	W	L
1	9443	0.3	0.3
2	2361	0.6	0.6
3	1049	0.8	0.8
4	590	1.1	1.1

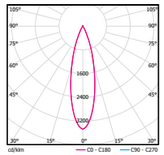

ER303F-16EL-230WT

0° Aiming Angle

D(M)	LUX	W	L
1	3610	0.5	0.5
2	903	1.0	1.0
3	401	1.5	1.5
4	226	2.0	2.0

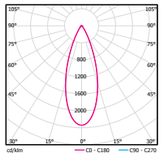

ER303F-16EL-330WT

0° Aiming Angle

D(M)	LUX	W	L
1	2143	0.6	0.6
2	536	1.3	1.3
3	238	1.9	1.9
4	134	2.6	2.6

ER305F

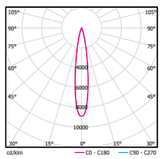

ER305F-32EL-130WT

0° Aiming Angle

D(M)	LUX	W	L
1	19260	0.3	0.3
2	4815	0.6	0.6
3	2140	0.8	0.8
4	1204	1.1	1.1

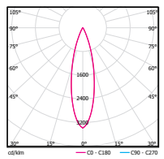

ER305F-32EL-130WT

0° Aiming Angle

D(M)	LUX	W	L
1	7211	0.5	0.5
2	1803	1.0	1.0
3	801	1.5	1.5
4	451	2.1	2.1

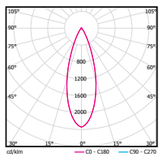

ER305F-32EL-330WT

0° Aiming Angle

D(M)	LUX	W	L
1	4364	0.6	0.6
2	1091	1.3	1.3
3	485	1.9	1.9
4	273	2.6	2.6



Jiazhou "Ye Popo"Chendu Huijin Square Shop
Chendu, Sichuan Province



Suzhou Olympic Sports Center
Suzhou, Jiangsu Province

WACLIGHTING.COM.CN



LANNE PRO

LANNE PRO is a series of LED Downlights with simple, minimalist style. The luminaires feature precision light distribution using SUBROSA light technology for the ultimate anti-glare effect. LANNE PRO is perfect for installations in hotels and other commercial spaces.

WACLIGHTING.COM.CN

LANNE PRO DOWNILGHT



2“ Fix　3“ Fix　4“Fix　5“ Fix

Specifications

IP65 · 50℃ / -20℃ · High CRI · Input 220V AC/50Hz · Dimmable · SUBROSA® Glare-free

- Body Material: Extruded aluminum
- Optical System: Clear Lens included + SUBROSA®Optical System
- Finish: Environmentally safe powder coat
- Wiring: Please refer to wiring schematic diagram at the end of catalog
- Cutout: Ø63mm / Ø93mm / Ø116mm / Ø140mm
- Ceiling Thickness: 1mm-25mm / 1mm-40mm/ 1mm-40mm/ 1mm-40mm
- Cut Off Angle: 35°
- LED Type: High Power LED
- LED Wattage, CCT, Lumen Output:
  ER2F 3000K: 800lm 8W
  ER3F 3000K: 1300lm 13W / 1800lm 18W
  ER4F 3000K: 1800lm 18W / 2500lm 25W
  ER5F 3000K: 3830lm 32W / 4500lm 40W
- LED Lifetime: >50,000h-L70 / B10-Ta25℃ (LM-80/TM-21)
- LED Color Consistency: 3 SDCM
- Net Weight: 0.5Kg / 1.05Kg / 1.5Kg / 2.3Kg

Product Features/Optics



1 *15°*



2 *20°/24°*



3 *30°/36°*



4 *40°/48°*



5 *50°*



SUBROSA® Optical System



6 *60°*

Product Parameters

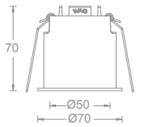

Model	Size	Comment	Power (W)	LEDs (quantity)	Max Lumens	Control Systems	Beam	CCT	Reflector	Finish
ER2	**2** *2"*	**F** *Frame*	**08** *08*	*1*	*480lm(@8W 3000K 15°)* *470lm(@8W 3000K 24°)* *462lm(@8W 3000K 35°)* *419lm(@8W 3000K 48°)*	**EL** *ON-OFF 220V AC Power Supply* **DL** *0-10V Dimming 220V AC Power Supply*	**1** *15°* **2** *24°* **3** *36°* **4** *48°*	**27** *2700K* **30** *3000K* **40** *4000K*	**S** *Specular* **B** *Black*	**WT** *White*

Example: ER22F-08EL-127BWT

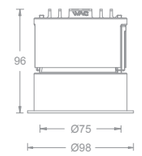

Model	Size	Comment	Power (W)	LEDs (quantity)	Max Lumens	Control Systems	Beam	CCT	Reflector	Finish
ER2	**3** *3"*	**F** *Frame*	**13** *COB 13* **18** *COB 18*	*1*	*844lm(@13W 3000K 15°)* *79`lm(@13W 3000K 24°)* *904lm(@13W 3000K 36°)* *882lm(@13W 3000K 48°)* *925lm(@13W 3000K 58°)* *1047lm(@18W 3000K 15°)* *1084lm(@18W 3000K 24°)* *1241lm(@18W 3000K 36°)* *1096lm(@18W 3000K 48°)* *1204lm(@18W 3000K 58°)*	**EL** *ON-OFF 220V AC Power Supply* **DL** *0-10V Dimming 220V AC Power Supply*	**1** *15°* **2** *24°* **3** *36°* **4** *48°* **5** *58°*	**27** *2700K* **30** *3000K* **40** *4000K*	**S** *Specular* **B** *Black*	**WT** *White*

Example: ER23F-13EL-127BWT

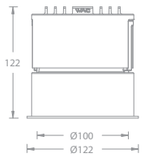

Model	Size	Comment	Power (W)	LEDs (quantity)	Max Lumens	Control Systems	Beam	CCT	Reflector	Finish
ER2	**4** *4"*	**F** *Frame*	**18** *COB 18* **25** *COB 25*	*1*	*1445lm(@18W 3000K 20°)* *1332lm(@18W 3000K 30°)* *1371lm(@18W 3000K 40°)* *1660lm(@18W 3000K 50°)* *1584lm(@18W 3000K 60°)* *1446lm(@25W 3000K 20°)* *1771m(@25W 3000K 30°)* *1817lm(@25W 3000K 40°)* *2183lm(@25W 3000K 50°)* *2109lm(@25W 3000K 60°)*	**EL** *ON-OFF 220V AC Power Supply* **DL** *0-10V Dimming 220V AC Power Supply*	**2** *20°* **3** *30°* **4** *40°* **5** *50°* **6** *60°*	**27** *2700K* **30** *3000K* **40** *4000K*	**S** *Specular* **B** *Black*	**WT** *White*

Example: ER24F-18EL-230BWT

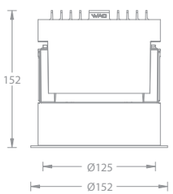

Model	Size	Comment	Power (W)	LEDs (quantity)	Max Lumens	Control Systems	Beam	CCT	Reflector	Finish
ER2	**5** *5"*	**F** *Frame*	**32** *32* **40** *40*	*1*	*3010lm(@32W 3000K 15°)* *2870lm(@32W 3000K 24°)* *2905lm(@32W 3000K 36°)* *3683lm(@40W 3000K 15°)* *3537lm(@40W 3000K 24°)* *3605lm(@40W 3000K 36°)*	**EL** *ON-OFF 220V AC Power Supply* **DL** *0-10V Dimming 220V AC Power Supply*	**1** *15°* **2** *24°* **3** *36°*	**27** *2700K* **30** *3000K* **40** *4000K*	**S** *Specular* **B** *Black*	**WT** *White*

Example: ER25F-32EL-130BWT

ER22F

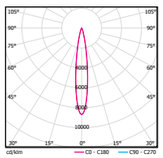

ER22F-08EL-130BWT

0° Aiming Angle

D(M)	LUX	W	L
1	4687	0.3	0.3
2	1172	0.5	0.5
3	521	0.8	0.8
4	293	1.1	1.1

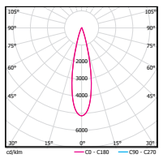

ER22F-08EL-230BWT

0° Aiming Angle

D(M)	LUX	W	L
1	887	0.4	0.4
2	222	0.8	0.8
3	99	1.2	1.2
4	55	1.6	1.6

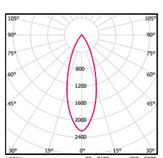

ER22F-08EL-330BWT

0° Aiming Angle

D(M)	LUX	W	L
1	654	0.9	0.9
2	164	1.8	1.8
3	73	2.7	2.7
4	41	3.6	3.6

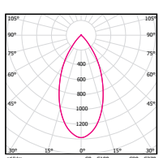

ER22F-08EL-430BWT

0° Aiming Angle

D(M)	LUX	W	L
1	284	0.6	0.6
2	71	1.3	1.3
3	32	1.9	1.9
4	18	2.5	2.5

ER23F

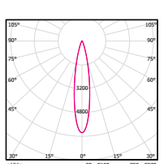

ER23F-18EL-130BWT

0° Aiming Angle

D(M)	LUX	W	L
1	6468	0.3	0.3
2	1617	0.6	0.6
3	719	1.0	1.0
4	404	1.3	1.3

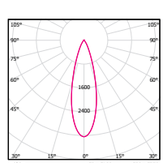

ER23F-18EL-230BWT

0° Aiming Angle

D(M)	LUX	W	L
1	3518	0.5	0.5
2	880	1.0	1.0
3	391	1.5	1.5
4	220	2.0	2.0

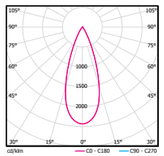

ER23F-18EL-330BWT

0° Aiming Angle

D(M)	LUX	W	L
1	3028	0.7	0.7
2	757	1.4	1.4
3	336	2.1	2.1
4	189	2.8	2.8

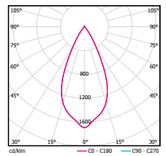

ER23F-18EL-430BWT

0° Aiming Angle

D(M)	LUX	W	L
1	1861	0.9	0.9
2	465	1.8	1.8
3	207	2.7	2.7
4	116	3.6	3.6

ER24F

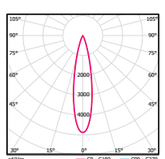

ER24F-25EL-230BWT

0° Aiming Angle

D(M)	LUX	W	L
1	10365	0.4	0.4
2	2591	0.7	0.7
3	1152	1.1	1.1
4	648	1.4	1.4

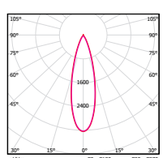

ER24F-25EL-330BWT

0° Aiming Angle

D(M)	LUX	W	L
1	6253	0.5	0.5
2	1563	1.1	1.1
3	695	1.6	1.6
4	391	2.1	2.1

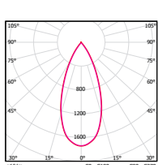

ER24F-25EL-430BWT

0° Aiming Angle

D(M)	LUX	W	L
1	3464	0.7	0.7
2	866	1.5	1.5
3	385	2.2	2.2
4	217	2.9	2.9

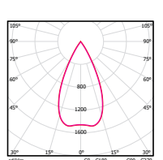

ER24F-25EL-530BWT

0° Aiming Angle

D(M)	LUX	W	L
1	3581	0.9	0.9
2	895	1.9	1.9
3	398	2.8	2.8
4	224	3.7	3.7

ER25F

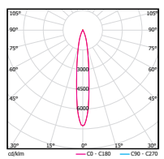

ER25F-40EL-130BWT

0° Aiming Angle

D(M)	LUX	W	L
1	26804	0.26	0.26
2	6701	0.52	0.52
3	2978	0.78	0.78
4	1675	1.04	1.04

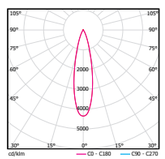

ER25F-40EL-230BWT

0° Aiming Angle

D(M)	LUX	W	L
1	15330	0.43	0.43
2	3833	0.86	0.86
3	1703	1.29	1.29
4	958	1.72	1.72

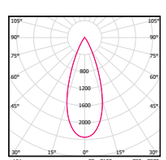

ER25F-40EL-330BWT

0° Aiming Angle

D(M)	LUX	W	L
1	8463	0.68	0.68
2	2116	1.36	1.36
3	940	2.04	2.04
4	529	2.72	2.72

LANNE PRO WALL WASHER



Product Parameters

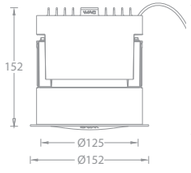

Model	Size	Comment	Power (W)	LEDs (quantity)	Max Lumens	Control Systems	Beam	CCT	Reflector	Finish
ER2	**5** *5"*	**F** *Frame*	**32** *32* **40** *40*	*1*	*2580lm(@32W 3000K)* *3044lm(@40W 3000K)*	**EL** *ON-OFF 220V AC Power Supply* **DL** *0-10V Dimming 220V AC Power Supply*	**W** *Wall Washer*	**27** *2700K* **30** *3000K* **40** *4000K*	**B** *Black*	**WT** *White*

Example: ER25F-32EL-W30BWT

Specifications

IP65 | 50℃ / -20℃ | High CRI | Input 220V AC/50Hz | Dimmable | LiteBrush®

- Body Material: Extruded aluminum
- Optical System: LiteBrush®
- Finish: Environmentally safe powder coat
- Wiring: Please refer to wiring schematic diagram at the end of catalog
- Cutout: Ø145mm
- Ceiling Thickness: 1mm-45mm
- LED Type: COB
- LED Wattage, CCT, Lumen Output: 3000K 3830lm 32W
  3000K 4500lm 40W
- LED Lifetime: >50,000h-L70 / B10-Ta25℃ (LM-80/TM-21)
- LED Color Consistency: 3 SDCM
- Net Weight: 2.16Kg

Product Features/Optics



W *Wall Washer*



LiteBrush® Optical System

Light Distribution

ER25F-32EL-W30BWT

Specifications:

Wall height (m): 2

Offset from wall (m): 1

Luminaire spacing (m): 1

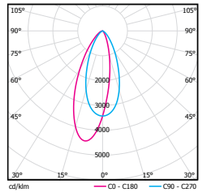

(m)	0	0.5	1	1.5	2
0.2	*25*	*25*	*25*	*24*	*23*
0.4	*36*	*37*	*35*	*35*	*33*
0.6	*61*	*60*	*59*	*58*	*55*
0.8	*96*	*90*	*93*	*87*	*88*
1	*131*	*121*	*127*	*117*	*119*
1.2	*160*	*150*	*157*	*146*	*146*
1.4	*183*	*176*	*181*	*169*	*169*
1.6	*200*	*197*	*199*	*189*	*184*
1.8	*210*	*209*	*208*	*201*	*193*
2	*215*	*215*	*211*	*206*	*198*



Shanghai Tower Center
Shanghai



LANNE PRO ADJUSTABLE

LANNE PRO ADJUSTABLE is engineered with a precision downlight featuring meticulous attention to detail and structural design. The luminaire offers excellent optical performance and angle adjustment that are suitable for fine architectural lighting in public spaces with high ceilings.

LANNE PRO ADJUSTABLE



4“ Adjustable



5“ Adjustable



6“ Adjustable

Specifications

IP65 | 50℃ / -20℃ | High CRI | Input 220V AC/50Hz | Dimmable | SUBROSA® Glare-free

- Body Material: Extruded aluminum
- Optical System: Clear Lens included + SUBROSA®Optical System
- Finish: Environmentally safe powder coat
- Adjustable Angle: 0°-355° horizontal rotation and -25°-25°vertical aiming tilt
- Wiring: Please refer to wiring schematic diagram at the end of catalog
- Cutout: Ø116mm / Ø145mm / Ø175mm
- Ceiling Thickness: 1mm-50mm
- Cut Off Angle: 19° / 21° / 22°
- LED Type: COB
- LED Wattage, CCT, Lumen Output: 3000K 1560lm
- LED Lifetime: >50,000h-L70 / B10-Ta25℃ (LM-80/TM-21)
- LED Color Consistency: 3 SDCM
- Net Weight: 1.0Kg / 1.2Kg / 1.5Kg

Product Features/Optics



1 *13°/19°*



2 *20°/26°*



3 *30°/38°*



4 *40°*



5 *52°*



SUBROSA® Optical System

Product Parameters

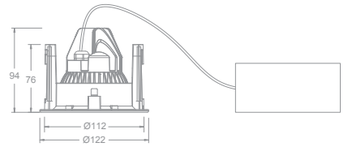

Model	Size	Comment	Power (W)	LEDs (quantity)	Max Lumens	Control Systems	Beam	CCT	Reflector	Finish
ER4	**4** *4"*	**A** *Adjustable*	**13** *13*	*1*	*810lm(@13W 3000K 13°)* *913lm(@13W 3000K 20°)* *910lm(@13W 3000K 30°)* *875lm(@13W 3000K 40°)*	**EL** *ON-OFF 220V AC Power Supply* **DL** *0-10V Dimming 220V AC Power Supply*	**1** *13°* **2** *20°* **3** *30°* **4** *40°*	**30** *3000K* **40** *4000K*	**S** *Specular* **B** *Black*	**WT** *White* **BN** *Brushed Nickel*

Example : ER44A-13EL-130BWT

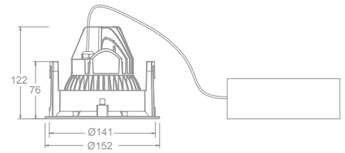

Model	Size	Comment	Power (W)	LEDs (quantity)	Max Lumens	Control Systems	Beam	CCT	Reflector	Finish
ER4	**5** *5"*	**A** *Adjustable*	**18** *18*	*1*	*1642lm(@18W 3000K 19°)* *1776lm(@18W 3000K 26°)* *1809lm(@18W 3000K 38°)* *1665lm(@18W 3000K 52°)*	**EL** *ON-OFF 220V AC Power Supply* **DL** *0-10V Dimming 220V AC Power Supply*	**1** *19°* **2** *26°* **3** *38°* **5** *52°*	**30** *3000K* **40** *4000K*	**S** *Specular* **B** *Black*	**WT** *White* **BN** *Brushed Nickel*

Example : ER45A-18EL-130BWT

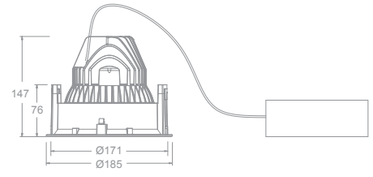

Model	Size	Comment	Power (W)	LEDs (quantity)	Max Lumens	Control Systems	Beam	CCT	Reflector	Finish
ER4	**6** *6"*	**A** *Adjustable*	**33** *33*	*1*	*3548lm(@33W 3000K 19°)* *3471lm(@33W 3000K 26°)* *3686lm(@33W 3000K 38°)* *3525lm(@33W 3000K 52°)*	**EL** *ON-OFF 220V AC Power Supply* **DL** *0-10V Dimming 220V AC Power Supply*	**1** *19°* **2** *26°* **3** *38°* **5** *52°*	**30** *3000K* **40** *4000K*	**S** *Specular* **B** *Black*	**WT** *White* **BN** *Brushed Nickel*

Example : ER46A-33EL-130BWT

Light Distribution

ER44A

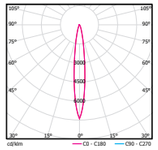

ER44A-13EL-130BWT

0° Aiming Angle

D(M)	LUX	W	L
1	5658	0.2	0.2
2	1415	0.5	0.5
3	629	0.7	0.7
4	354	0.9	0.9

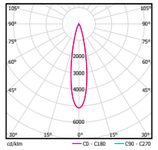

ER44A-13EL-230BWT

0° Aiming Angle

D(M)	LUX	W	L
1	4816	0.4	0.4
2	1204	0.7	0.7
3	535	1.1	1.1
4	301	1.5	1.5

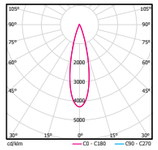

ER44A-13EL-330BWT

0° Aiming Angle

D(M)	LUX	W	L
1	4423	0.5	0.5
2	1106	0.9	0.9
3	491	1.4	1.4
4	276	1.8	1.8

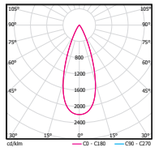

ER44A-13EL-430BWT

0° Aiming Angle

D(M)	LUX	W	L
1	2189	0.7	0.7
2	547	1.4	1.4
3	243	2.1	2.1
4	137	2.7	2.7

ER45A

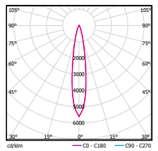

ER45A-18EL-130BWT

0° Aiming Angle

D(M)	LUX	W	L
1	8908	0.3	0.3
2	2227	0.6	0.6
3	990	0.9	0.9
4	557	1.2	1.2

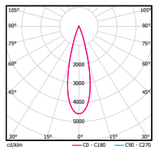

ER45A-18EL-230BWT

0° Aiming Angle

D(M)	LUX	W	L
1	8396	0.5	0.5
2	2099	1.0	1.0
3	933	1.5	1.5
4	525	1.9	1.9

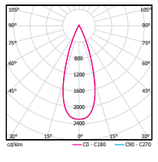

ER45A-18EL-330BWT

0° Aiming Angle

D(M)	LUX	W	L
1	4228	0.6	0.6
2	1057	1.3	1.3
3	470	1.9	1.9
4	264	2.5	2.5

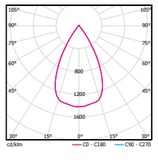

ER45A-18EL-530BWT

0° Aiming Angle

D(M)	LUX	W	L
1	2494	1.1	1.1
2	623	2.2	2.2
3	277	3.2	3.2
4	156	4.3	4.3

ER46A

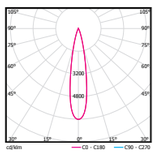

ER46A-33EL-130BWT

0° Aiming Angle

D(M)	LUX	W	L
1	24032	0.4	0.4
2	6008	0.7	0.7
3	2670	1.0	1.0
4	1502	1.4	1.4

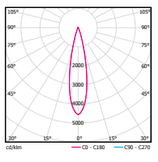

ER46A-33EL-230BWT

0° Aiming Angle

D(M)	LUX	W	L
1	17477	0.4	0.0
2	4369	0.8	0.8
3	1942	1.2	1.2
4	1092	1.6	1.6

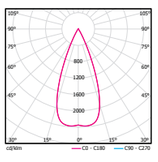

ER46A-33EL-330BWT

0° Aiming Angle

D(M)	LUX	W	L
1	9430	0.8	0.8
2	2357	1.5	1.5
3	1048	2.3	2.3
4	589	3.0	3.0

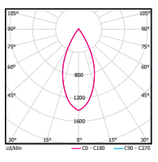

ER46A-33EL-530BWT

0° Aiming Angle

D(M)	LUX	W	L
1	4835	0.8	0.8
2	1208	1.7	1.7
3	537	2.5	2.5
4	302	3.3	3.3





LANNE II

LANNE II features a die-cast aluminum housing with a stainless steel frame for a stunning look. All components are concealed for a clean architectural look. The luminaires include 30-degree anti-glare devices, a high light distribution lens and housings which adapt to ceilings ranging from 5-50mm thicknesses.

Xiamen International Conference & Exhibition Center
Xianmen, Fujian Province

LANNE II

FIX



ER1SF



ER1MF

Adjustable



ER1SA

Specifications

- Body Material: Die-cast aluminum housing and stainless steel frame
- Optical System:
  ER1SF: Clear Lens included + SUBROSA®Optical System
  ER1SA/ER1MF: Clear Lens included + W-Module
- Finish: Environmentally safe powder coat
- Adjustable Angle: Vertically +/-20°(ER1SA)
- Wiring: Please refer to wiring schematic diagram at the end of catalog
- Cutout: Ø134mm / Ø168mm / Ø134mm
- LED Type: High Power LED
- LED Wattage, CCT, Lumen Output:
  ER1SF 3000K: 1995lm 7W
  ER1SA 3000K: 1170lm 13W
  ER1MF 3000K: 2286lm 28W / 3042lm 38W
- LED Lifetime: >50,000h-L70 / B10-Ta25℃ (LM-80/TM-21)
- CCT/CRI:
  ER1SF:3000K/4000K, Ra90
  ER1SA/ER1MF: 3000K/4000K, Ra80
- LED Color Consistency: 3 SDCM
- Net Weight: 2.9Kg / 3.1Kg / 1.6Kg

Product Features/Optics



S *6°/7°* **1** *13°/15°* **2** *22°/25°* **3** *34°* **4** *40°* **5** *50°*

Product Parameters

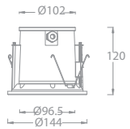

Model	Comment	Power (W)	LEDs (quantity)	Max Lumens (lm)	Control Systems	Beam	CCT	Finish
ER1S	**F** *Fixed*	**19** *19(Max)*	*7*	*1128*	**EL** *ON-OFF 220V AC Power Supply* **DL** *0-10V Dimming 220V AC Power Supply*	**S** *6°* **1** *13°* **2** *22°* **3** *34°* **5** *50°*	**30** *3000K* **40** *4000K*	**WT** *White Powder Coat* **BN** *Brushed Nickel*

Example : ER1SF-19EL-S30WT

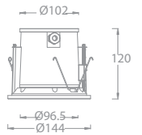

Model	Comment	Power (W)	LEDs (quantity)	Max Lumens (lm)	Control Systems	Beam	CCT	Finish
ER1S	**A** *Adjustable*	**13** *13(Max)*	*6*	*788*	**EL** *ON-OFF 220V AC Power Supply* **DL** *0-10V Dimming 220V AC Power Supply*	**S** *7°* **1** *15°* **2** *25°* **4** *40°*	**30** *3000K* **40** *4000K*	**WT** *White Powder Coat* **BN** *Brushed Nickel*

Example : ER1SA-13EL-S30WT

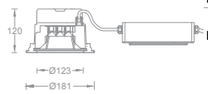

Model	Comment	Power (W)	LEDs (quantity)	Max Lumens (lm)	Control Systems	Beam	CCT	Finish
ER1M	**F** *Fixed*	**28** *28(Max)* **38** *38(Max)*	*9* *12*	*1591* *2105*	**EL** *ON-OFF 220V AC Power Supply* **DL** *0-10V Dimming 220V AC Power Supply*	**S** *7°* **1** *15°* **2** *25°* **4** *40°*	**30** *3000K* **40** *4000K*	**WT** *White Powder Coat* **BN** *Brushed Nickel*

Example : ER1MF-28EL-S30WT

Light Distribution

ER1SF

ER1SF-19EL-S30WT

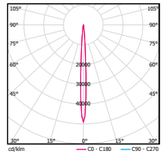

0° Aiming Angle

D(M)	LUX	W	L
1	48989	0.1	0.1
2	12247	0.2	0.2
3	5443	0.3	0.3
4	3062	0.4	0.4

ER1SF-19EL-130WT

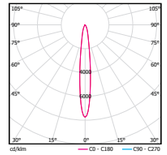

0° Aiming Angle

D(M)	LUX	W	L
1	7751	0.2	0.2
2	1938	0.5	0.5
3	861	0.7	0.7
4	484	0.9	0.9

ER1SF-19EL-230WT

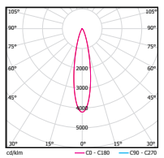

0° Aiming Angle

D(M)	LUX	W	L
1	4210	0.4	0.4
2	1053	0.8	0.8
3	468	1.2	1.2
4	263	1.6	1.6

ER1SF-19EL-530WT

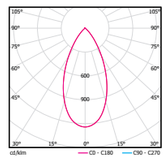

0° Aiming Angle

D(M)	LUX	W	L
1	1244	0.9	0.9
2	311	1.8	1.8
3	138	2.8	2.8
4	78	3.7	3.7

ER1SA

ER1SA-13EL-S40BN

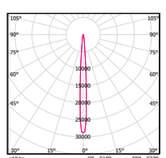

0° Aiming Angle

D(M)	LUX	W	L
1	26121	0.1	0.1
2	6530	0.2	0.2
3	2902	0.4	0.4
4	1633	0.5	0.5

ER1SA-13EL-240BN

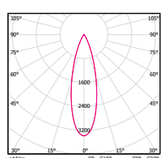

0° Aiming Angle

D(M)	LUX	W	L
1	2489	0.4	0.4
2	622	0.9	0.9
3	277	1.3	1.3
4	156	1.8	1.8

ER1MF

ER1MF-28EL-240BN

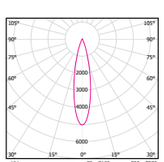

0° Aiming Angle

D(M)	LUX	W	L
1	12128	0.4	0.4
2	3032	0.8	0.8
3	1348	1.2	1.2
4	758	1.5	1.5

ER1MF-38EL-440BN

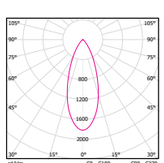

0° Aiming Angle

D(M)	LUX	W	L
1	2656	0.7	0.7
2	664	1.4	1.4
3	295	2.1	2.1
4	166	2.8	2.8

SURFACE MOUNTED LUMINAIRES



SLANA PRO FIXED 587



SLANA PRO FIXED AND ADJUSTABLE 591



SLANA LINEAR 595



SLANA CEILING 599



SLANA

Precisely engineered with quality aluminum reflectors for a high performance optical design. SLANA LED Surface Mounted Downlights offer a 45° cut-off angle for optimal glare control, high efficacy and a soft beam lens for even light distribution. The luminaires are constructed with an extruded aluminum housing and die-cast aluminum trims for long lasting durability. Ceiling and wall luminaires are IP65 rated for exterior and interior applications.

SLANA PRO FIXED



ES3N



ES3S



ES3M

Specifications



- Body Material: Extruded aluminum housing and die-cast aluminum trim
- Optical System: Clear Lens included + SUBROSA®Optical System
- Finish: Environmentally safe powder coat
- Wiring: Please refer to wiring schematic diagram at the end of catalog
- LED Type: COB
- LED Wattage, CCT, Lumen Output:
  ES3N 3000K 3154lm ES3S 3000K 4416lm ES3M 3000K 5220lm
- LED Lifetime: >50,000h-L70 / B10-Ta25℃ (LM-80/TM-21)
- LED Color Consistency: 3 SDCM
- Net Weight: 2.5Kg / 3.5Kg / 5.0Kg

Product Features/Optics



1 *19°*



2 *26°*



3 *38°*



5 *52°*



SUBROSA® Optical System

Product Parameters

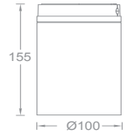

Model	Comment	Power (W)	LEDs (quantity)	Max Lumens (lm)	Control Systems	Beam	CCT	Reflector	Finish
ES3N	**F** *Fixed*	**25** *25(Max)*	*COB*	*2628*	**EL** *ON-OFF 220V AC Power Supply* **DL** *0-10V Dimming 220V AC Power Supply*	**1** *19°* **2** *26°* **3** *38°* **5** *52°*	**30** *3000K* **40** *4000K*	**B** *Black* **S** *Specular*	**WT** *White*

Example : ES3NF-25EL-130BWT

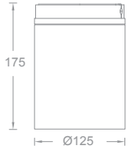

Model	Comment	Power (W)	LEDs (quantity)	Max Lumens (lm)	Control Systems	Beam	CCT	Reflector	Finish
ES3S	**F** *Fixed*	**33** *33(Max)*	*COB*	*3680*	**EL** *ON-OFF 220V AC Power Supply* **DL** *0-10V Dimming 220V AC Power Supply*	**1** *19°* **2** *26°* **3** *38°* **5** *52°*	**30** *3000K* **40** *4000K*	**B** *Black* **S** *Specular*	**WT** *White*

Example : ES3SF-33EL-130BWT

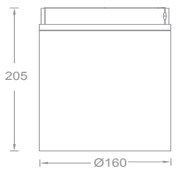

Model	Comment	Power (W)	LEDs (quantity)	Max Lumens (lm)	Control Systems	Beam	CCT	Reflector	Finish
ES3M	**F** *Fixed*	**43** *43(Max)*	*COB*	*4350*	**EL** *ON-OFF 220V AC Power Supply* **DL** *0-10V Dimming 220V AC Power Supply*	**1** *19°* **2** *26°* **3** *38°* **5** *52°*	**30** *3000K* **40** *4000K*	**B** *Black* **S** *Specular*	**WT** *White*

Example : ES3MF-43EL-130BWT

Light Distribution

ES3NF

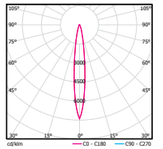

ES3NF-25EL-130BWT

0° Aiming Angle

D(M)	LUX	W	L
1	5658	0.2	0.2
2	1415	0.5	0.5
3	629	0.7	0.7
4	354	0.9	0.9

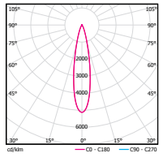

ES3NF-25EL--230BWT

0° Aiming Angle

D(M)	LUX	W	L
1	4816	0.4	0.4
2	1204	0.7	0.7
3	535	1.1	1.1
4	301	1.5	1.5

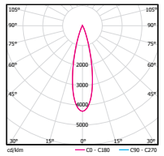

ES3NF-25EL--330BWT

0° Aiming Angle

D(M)	LUX	W	L
1	4423	0.5	0.5
2	1106	0.9	0.9
3	491	1.4	1.4
4	276	1.8	1.8

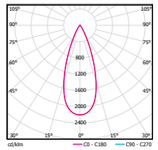

ES3NF-25EL-530BWT

0° Aiming Angle

D(M)	LUX	W	L
1	2189	0.7	0.7
2	547	1.4	1.4
3	243	2.1	2.1
4	137	2.7	2.7

ES3SF

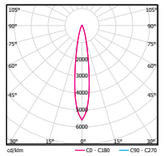

ES3SF-33EL-130BWT

0° Aiming Angle

D(M)	LUX	W	L
1	8908	0.3	0.3
2	2227	0.6	0.6
3	990	0.9	0.9
4	557	1.2	1.2

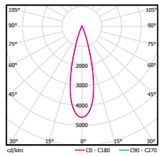

ES3SF-33EL-230BWT

0° Aiming Angle

D(M)	LUX	W	L
1	8396	0.5	0.5
2	2099	1.0	1.0
3	933	1.5	1.5
4	525	1.9	1.9

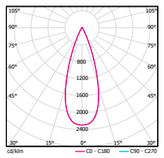

ES3SF-33EL-330BWT

0° Aiming Angle

D(M)	LUX	W	L
1	4228	0.6	0.6
2	1057	1.3	1.3
3	470	1.9	1.9
4	264	2.5	2.5

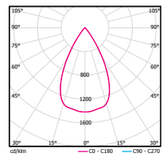

ES3SF-33EL-530BWT

0° Aiming Angle

D(M)	LUX	W	L
1	2494	1.1	1.1
2	623	2.2	2.2
3	277	3.2	3.2
4	156	4.3	4.3

ES3MF

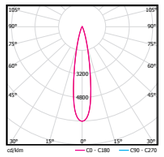

ES3MF-43EL-130BWT

0° Aiming Angle

D(M)	LUX	W	L
1	24032	0.4	0.4
2	6008	0.7	0.7
3	2670	1.0	1.0
4	1502	1.4	1.4

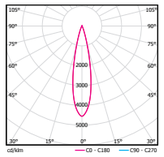

ES3MF-43E-230BWT

0° Aiming Angle

D(M)	LUX	W	L
1	17477	0.4	0.0
2	4369	0.8	0.8
3	1942	1.2	1.2
4	1092	1.6	1.6

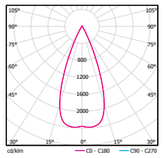

ES3MF-43E-330BWT

0° Aiming Angle

D(M)	LUX	W	L
1	9430	0.8	0.8
2	2357	1.5	1.5
3	1048	2.3	2.3
4	589	3.0	3.0

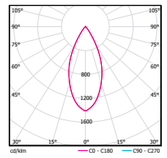

ES3MF-43E-530BWT

0° Aiming Angle

D(M)	LUX	W	L
1	4835	0.8	0.8
2	1208	1.7	1.7
3	537	2.5	2.5
4	302	3.3	3.3



JW Marriott Marquis Hotel Shanghai Pudong
Shanghai

SLANA PRO FIXED AND ADJUSTABLE



ES3N



ES3S



ES3M

Specifications

- Body Material: Extruded aluminum housing and die-cast aluminum trim
- Optical System: Clear Lens included + SUBROSA®Optical System
- Adjustable Angle: 0°-355° horizontal rotation and +/-25° vertical aiming tilt
- Finish: Environmentally safe powder coat
- Wiring: Please refer to wiring schematic diagram at the end of catalog
- LED Type: COB
- LED Wattage, CCT, Lumen Output: ES3N 3000K 1560lm ES3S 3000K 2160lm ES3M 3000K 4180lm
- LED Lifetime: >50,000h-L70 / B10-Ta25℃ (LM-80/TM-21)
- LED Color Consistency: 3 SDCM
- Net Weight: 1.0Kg / 1.6Kg / 2.5Kg

Product Features/Optics



1 *13°*



1 *19°*



2 *20°*



2 *26°*



SUBROSA® Optical System



3 *30°*



3 *38°*



4 *40°*



5 *52°*



Downlight angle adjustment integration
Horizontal adjustment 0-355 °, vertical angle adjustment ± 25 °

Product Parameters

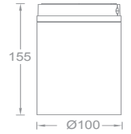

Model	Comment	Power (W)	LEDs (quantity)	Max Lumens (lm)	Control Systems	Beam	CCT	Reflector	Finish
ES3N	**A** *Adjustable*	**13** *13(Max)*	*COB*	*690*	**EL** *ON-OFF 220V AC Power Supply* **DL** *0-10V Dimming 220V AC Power Supply*	**1** *13°* **2** *20°* **3** *30°* **4** *40°*	**30** *3000K* **40** *4000K*	**B** *Black* **S** *Specular*	**WT** *White*

Example : ES3NA-13EL-130BWT

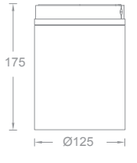

Model	Comment	Power (W)	LEDs (quantity)	Max Lumens (lm)	Control Systems	Beam	CCT	Reflector	Finish
ES3S	**A** *Adjustable*	**18** *18(Max)*	*COB*	*1500*	**EL** *ON-OFF 220V AC Power Supply* **DL** *0-10V Dimming 220V AC Power Supply*	**1** *19°* **2** *26°* **3** *38°* **5** *52°*	**30** *3000K* **40** *4000K*	**B** *Black* **S** *Specular*	**WT** *White*

Example : ES3SA-18EL-130WT

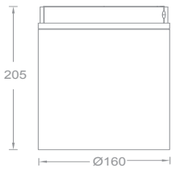

Model	Comment	Power (W)	LEDs (quantity)	Max Lumens (lm)	Control Systems	Beam	CCT	Reflector	Finish
ES3M	**A** *Adjustable*	**33** *33(Max)*	*COB*	*2500*	**EL** *ON-OFF 220V AC Power Supply* **DL** *0-10V Dimming 220V AC Power Supply*	**1** *19°* **2** *26°* **3** *38°* **5** *52°*	**30** *3000K* **40** *4000K*	**B** *Black* **S** *Specular*	**WT** *White*

Example : ES3MA-433EL-130BWT

SURFACE MOUNTED

Light Distribution

ES3NA

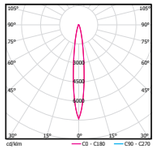

ES3NA-13EL-130BWT

0° Aiming Angle

D(M)	LUX	W	L
1	5658	0.2	0.2
2	1415	0.5	0.5
3	629	0.7	0.7
4	354	0.9	0.9

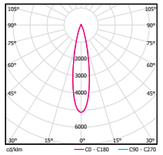

ES3NA-13EL-230BWT

0° Aiming Angle

D(M)	LUX	W	L
1	4816	0.4	0.4
2	1204	0.7	0.7
3	535	1.1	1.1
4	301	1.5	1.5

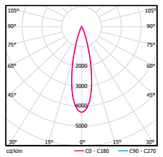

ES3NA-13EL-330BWT

0° Aiming Angle

D(M)	LUX	W	L
1	4423	0.5	0.5
2	1106	0.9	0.9
3	491	1.4	1.4
4	276	1.8	1.8

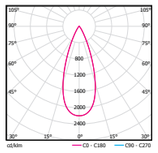

ES3NA-13EL-430BWT

0° Aiming Angle

D(M)	LUX	W	L
1	2189	0.7	0.7
2	547	1.4	1.4
3	243	2.1	2.1
4	137	2.7	2.7

ES3SA

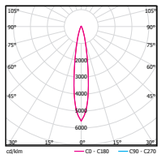

ES3SA-18EL-130BWT

0° Aiming Angle

D(M)	LUX	W	L
1	8908	0.3	0.3
2	2227	0.6	0.6
3	990	0.9	0.9
4	557	1.2	1.2

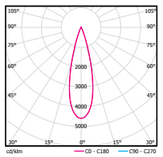

ES3SA-18EL-230BWT

0° Aiming Angle

D(M)	LUX	W	L
1	8396	0.5	0.5
2	2099	1.0	1.0
3	933	1.5	1.5
4	525	1.9	1.9

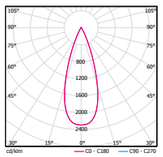

ES3SA-18EL-330BWT

0° Aiming Angle

D(M)	LUX	W	L
1	4228	0.6	0.6
2	1057	1.3	1.3
3	470	1.9	1.9
4	264	2.5	2.5

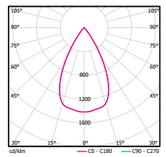

ES3SA-18EL-530BWT

0° Aiming Angle

D(M)	LUX	W	L
1	2494	1.1	1.1
2	623	2.2	2.2
3	277	3.2	3.2
4	156	4.3	4.3

ES3MA

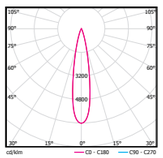

ES3MA-33EL-130BWT

0° Aiming Angle

D(M)	LUX	W	L
1	24032	0.4	0.4
2	6008	0.7	0.7
3	2670	1.0	1.0
4	1502	1.4	1.4

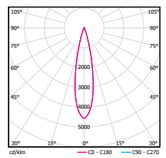

ES3MA-33EL-230BWT

0° Aiming Angle

D(M)	LUX	W	L
1	17477	0.4	0.0
2	4369	0.8	0.8
3	1942	1.2	1.2
4	1092	1.6	1.6

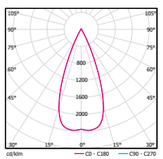

ES3MA-33EL-330BWT

0° Aiming Angle

D(M)	LUX	W	L
1	9430	0.8	0.8
2	2357	1.5	1.5
3	1048	2.3	2.3
4	589	3.0	3.0

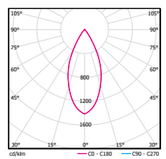

ES3MA-33EL-530BWT

0° Aiming Angle

D(M)	LUX	W	L
1	4835	0.8	0.8
2	1208	1.7	1.7
3	537	2.5	2.5
4	302	3.3	3.3



Chendu East Railway Station
Chendu, Sichuan Province

SLANA LINEAR



ES301G



ES303G



ES305G

Specifications



- Body Material: Extruded aluminum
- Optical System: Clear Lens included + SUBROSA®Optical System
- Finish: Environmentally safe powder coat
- Wiring: Please refer to wiring schematic diagram at the end of catalog
- Cut Off Angle: 35°
- LED Type: High Power LED
- LED Wattage, CCT, Lumen Output: ES301G 3000K 1000lm ES303G 3000K 2000lm

  ES305G 3000K 4000lm
- LED Lifetime: >50,000h-L70 / B10-Ta25℃ (LM-80/TM-21)
- LED Color Consistency: 3 SDCM
- Net Weight: 0.55Kg / 0.7Kg / 1.2Kg

Product Features/Optics



1 *15°* **2** *26°* **3** *36°*

Product Parameters

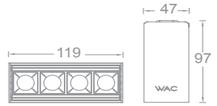

Model	Length(mm)	Power (W)	LEDs (quantity)	Control Systems	Beam	CCT	Finish
ES301G	*119*	**08** *08(Max)*	*4pcs*	**EL** *ON-OFF 220V AC Power Supply* **DL** *0-10V Dimming 220V AC Power Supply*	**1** *15°* **2** *26°* **3** *36°*	**30** *3000K* **40** *4000K*	**WT** *White*

Example : ES301G-08EL-130WT

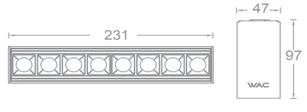

Model	Length(mm)	Power (W)	LEDs (quantity)	Control Systems	Beam	CCT	Finish
ES303G	*231*	**16** *16(Max)*	*8pcs*	**EL** *ON-OFF 220V AC Power Supply* **DL** *0-10V Dimming 220V AC Power Supply*	**1** *15°* **2** *26°* **3** *36°*	**30** *3000K* **40** *4000K*	**WT** *White*

Example : ES303G-16EL-130WT

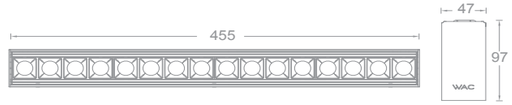

Model	Length(mm)	Power (W)	LEDs (quantity)	Control Systems	Beam	CCT	Finish
ES305G	*455*	**32** *32(Max)*	*16pcs*	**EL** *ON-OFF 220V AC Power Supply* **DL** *0-10V Dimming 220V AC Power Supply*	**1** *15°* **2** *26°* **3** *36°*	**30** *3000K* **40** *4000K*	**WT** *White*

Example : ES305G-32EL-130WT

Light Distribution

ES301G

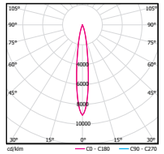

ES301G-08EL-130WT

0° Aiming Angle

D(M)	LUX	W	L
1	4585	0.3	0.3
2	1146	0.5	0.5
3	509	0.8	0.8
4	287	1.0	1.0

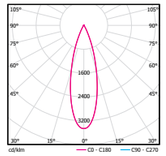

ES301G-08EL-230WT

0° Aiming Angle

D(M)	LUX	W	L
1	1608	0.5	0.5
2	402	1.0	1.0
3	179	1.6	1.6
4	101	2.1	2.1

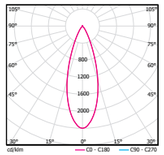

ES301G-08EL-330WT

0° Aiming Angle

D(M)	LUX	W	L
1	1048	0.6	0.6
2	262	1.2	1.2
3	116	1.8	1.8
4	66	2.4	2.4

ES303G

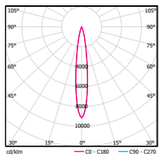

ES303G-16EL-130WT

0° Aiming Angle

D(M)	LUX	W	L
1	8749	0.3	0.3
2	2187	0.5	0.5
3	972	0.8	0.8
4	547	1.0	1.0

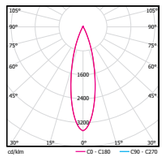

ES303G-16EL-230WT

0° Aiming Angle

D(M)	LUX	W	L
1	3341	0.5	0.5
2	835	0.9	0.9
3	371	1.4	1.4
4	209	1.9	1.9

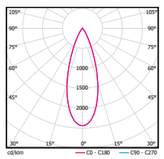

ES303G-16EL-330WT

0° Aiming Angle

D(M)	LUX	W	L
1	2075	0.6	0.6
2	519	1.3	1.3
3	231	1.9	1.9
4	130	2.5	2.5

ES305G

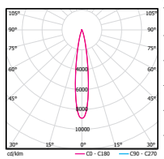

ES305G-32EL-130WT

0° Aiming Angle

D(M)	LUX	W	L
1	17045	0.3	0.3
2	4261	0.6	0.6
3	1894	0.9	0.9
4	1065	1.2	1.2

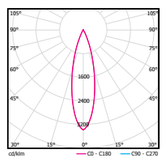

ES305G-32EL-230WT

0° Aiming Angle

D(M)	LUX	W	L
1	6339	0.5	0.5
2	1585	0.9	0.9
3	704	1.4	1.4
4	396	1.8	1.8

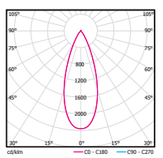

ES305G-32EL-330WT

0° Aiming Angle

D(M)	LUX	W	L
1	3864	0.7	0.7
2	966	1.3	1.3
3	429	2.0	2.0
4	242	2.7	2.7



Chengdu Science Fiction Museum
Chengdu, Sichuan Province

SLANA SQUARE CEILING



ES2S



ES2M

Specifications



- Body Material: Extruded aluminum housing and die-cast aluminum trim
- Optical System: Unique high efficiency and low glare TIR Lens
- Finish: Environmentally safe powder coat
- Wiring: Please refer to wiring schematic diagram at the end of catalog
- LED Type: COB
- LED Wattage, CCT, Lumen Output:
  ES2S 3000K 2540lm ES2M 3000K 4571lm
- LED Lifetime: >50,000h-L70 / B10-Ta25℃ (LM-80/TM-21)
- LED Color Consistency: 3 SDCM
- Net Weight: 1.6Kg / 2.5Kg

Product Features/Optics



1 *16°* **2** *21°* **3** *30°/33°* **4** *40°*

Product Parameters

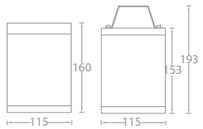

Model	Comment	Power (W)	LEDs (quantity)	Max Lumens (lm)	Control Systems	Beam	CCT	Finish
ES2S	**U** *U-Shape Bracket* **C** *Ceiling Mounted*	**27** *27(Max)*	*COB*	*2251*	**EL** *ON-OFF 220V AC Power Supply* **DL** *0-10V Dimming 220V AC Power Supply*	**1** *16°* **2** *21°* **3** *33°*	**30** *3000K* **40** *4000K*	**WT** *White* **BK** *Black*

Example : ES2SU-27EL-130WT

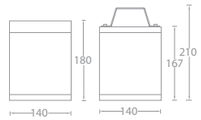

Model	Comment	Power (W)	LEDs (quantity)	Max Lumens (lm)	Control Systems	Beam	CCT	Finish
ES2M	**U** *U-Shape Bracket* **C** *Ceiling Mounted*	**36** *36(Max)*	*COB*	*2783*	**EL** *ON-OFF 220V AC Power Supply* **DL** *0-10V Dimming 220V AC Power Supply*	**1** *16°* **2** *30°* **4** *40°*	**30** *3000K* **40** *4000K*	**WT** *White* **BK** *Black*

Example : ES2MU-36EL-130WT

Light Distribution

ES2S

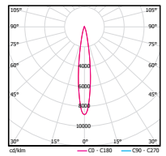

ES2SC-27EL-130WT

0° Aiming Angle

D(M)	LUX	W	L
1	18563	0.3	0.3
2	4641	0.5	0.5
3	2063	0.8	0.8
4	1160	1.1	1.1

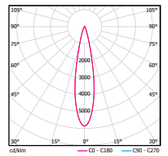

ES2SC-27EL-230WT

0° Aiming Angle

D(M)	LUX	W	L
1	13188	0.4	0.4
2	3297	0.7	0.7
3	1465	1.1	1.1
4	824	1.5	1.5

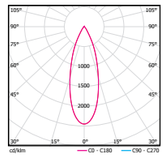

ES2SC-27EL-330WT

0° Aiming Angle

D(M)	LUX	W	L
1	5277	0.6	0.6
2	1319	1.2	1.2
3	586	1.8	1.8
4	330	2.3	2.3

ES2M

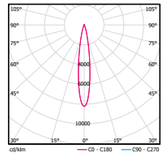

ES2MC-36EL-130WT

0° Aiming Angle

D(M)	LUX	W	L
1	22586	0.3	0.3
2	5647	0.6	0.6
3	2510	0.8	0.8
4	1412	1.1	1.1

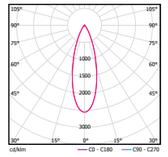

ES2MC-36EL-230WT

0° Aiming Angle

D(M)	LUX	W	L
1	6908	0.6	0.6
2	1727	1.1	1.1
3	768	1.7	1.7
4	432	2.3	2.3

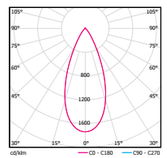

ES2MC-36EL-430WT

0° Aiming Angle

D(M)	LUX	W	L
1	4851	0.8	0.8
2	1213	1.6	1.6
3	539	2.4	2.4
4	303	3.1	3.1

WALL MOUNTED LUMINAIRES



SLANA WALL MOUNTS 604

SLANA ROUND SINGLE AND DOUBLE 605
SLANA SQUARE SINGLE AND DOUBLE 607
SLANA LINEAR CEILING WASH 609
SHINE PRO CEILING WASH 611



TOWER 613



MUSHROOM 615



Gourmet Island, Luxelakes Eco-City, Chengdu
Chendu, Sichuan Province



SLANA

Powerful and compact, the SLANA Wall Mounts provide robust energy efficient LED illumination. Cleanly finished with no visible hardware, the sleek low profile luminaires allow for placement versatility. Ideal for interior and exterior environments. Single and double light styles available.

SLANA ROUND SINGLE AND DOUBLE



EW1NS



EW1SS



EW1MS



EW1ND



EW1SD



EW1MD

Specifications

IP65 | 50℃ / -20℃ | High CRI | Input 220V AC/50Hz | Dimmable

- Body Material: Extruded aluminum housing and die-cast aluminum trim
- Optical System: Unique high efficiency and low glare TIR Lens
- Finish: Environmentally safe powder coat
- Wiring: Please refer to wiring schematic diagram at the end of catalog
- LED Type: COB
- LED Wattage, CCT, Lumen Output:
  EW1NS 3000K 1649lm EW1SS 3000K 2540lm EW1MS 3000K 4571lm
  EW1ND 3000K 3298lm EW1SD 3000K 5080lm EW1MD 3000K 9142lm
- LED Lifetime: >50,000h-L70 / B10-Ta25℃ (LM-80/TM-21)
- LED Color Consistency: 3 SDCM
- Net Weight: 1.3Kg / 2.0Kg / 2.7Kg
  1.6Kg / 3.2Kg / 4.9Kg

Product Features/Optics

A *Away from the wall*



T *Towards the wall*

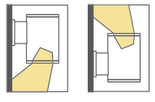

A *Away from the wall*

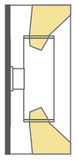

T *Towards the wall*

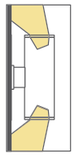

Product Parameters

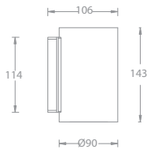

Model	Comment	Power (W)	LEDs (quantity)	Max Lumens (lm)	Control Systems	Beam	CCT	Finish
EW1N	**S** *Single Directional*	**16** *13(Max)*	*COB*	*1172*	**EL** *ON-OFF 220V AC Power Supply* **DL** *0-10V Dimming 220V AC Power Supply*	**1** *14°* **2** *25°* **3** *35°* **A** *Away from the wall* **T** *Towards the wall*	**30** *3000K* **40** *4000K*	**WT** *White* **BK** *Black*

Example : EW1NS-16EL-130WT

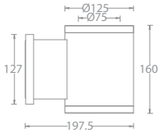

Model	Comment	Power (W)	LEDs (quantity)	Max Lumens (lm)	Control Systems	Beam	CCT	Finish
EW1S	**S** *Single Directional*	**27** *25(Max)*	*COB*	*2251*	**EL** *ON-OFF 220V AC Power Supply* **DL** *0-10V Dimming 220V AC Power Supply*	**1** *16°* **2** *21°* **3** *33°* **A** *Away from the wall* **T** *Towards the wall*	**30** *3000K* **40** *4000K*	**WT** *White* **BK** *Black*

Example : EW1SS-27EL-130WT

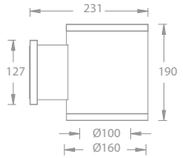

Model	Comment	Power (W)	LEDs (quantity)	Max Lumens (lm)	Control Systems	Beam	CCT	Finish
EW1M	**S** *Single Directional*	**36** *32(Max)*	*COB*	*2783*	**EL** *ON-OFF 220V AC Power Supply* **DL** *0-10V Dimming 220V AC Power Supply*	**1** *16°* **2** *30°* **4** *40°* **A** *Away from the wall* **T** *Towards the wall*	**30** *3000K* **40** *4000K*	**WT** *White* **BK** *Black*

Example : EW1MS-36EL-130WT

Model	Comment	Power (W)	LEDs (quantity)	Max Lumens (lm)	Control Systems	Beam Up	Beam Down	CCT	Finish
EW1N	**D** *Double Directional*	**32** *2x12(Max)*	*COB*	*1172x2*	**EL** *ON-OFF 220V AC Power Supply* **DL** *0-10V Dimming 220V AC Power Supply*	**1** *14°* **A** *Away from the wall* **T** *Towards the wall*	**1** *14°* **A** *Away from the wall* **T** *Towards the wall*	**30** *3000K* **40** *4000K*	**WT** *Whitet* **BK** *Black*

Example : EW1ND-32EL-1130WT

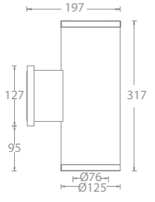

Model	Comment	Power (W)	LEDs (quantity)	Max Lumens (lm)	Control Systems	Beam Up	Beam Down	CCT	Finish
EW1S	**D** *Double Directional*	**54** *2x25(Max)*	*COB*	*2251x2*	**EL** *ON-OFF 220V AC Power Supply* **DL** *0-10V Dimming 220V AC Power Supply*	**1** *16°* **A** *Away from the wall* **T** *Towards the wall*	**1** *16°* **A** *Away from the wall* **T** *Towards the wall*	**30** *3000K* **40** *4000K*	**WT** *White* **BK** *Black*

Example :EW1SD-54EL-1130WT

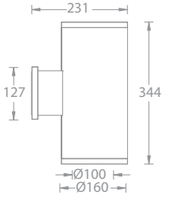

Model	Comment	Power (W)	LEDs (quantity)	Max Lumens (lm)	Control Systems	Beam Up	Beam Down	CCT	Finish
EW1M	**D** *Double Directional*	**72** *2x32(Max)*	*COB*	*2783x2*	**EL** *ON-OFF 220V AC Power Supply* **DL** *0-10V Dimming 220V AC Power Supply*	**1** *16°* **A** *Away from the wall* **T** *Towards the wall*	**1** *16°* **A** *Away from the wall* **T** *Towards the wall*	**30** *3000K* **40** *4000K*	**WT** *White* **BK** *Black*

Example : EW1MD-72EL-1130WT

SLANA SQUARE SINGLE AND DOUBLE



EW2SS



EW2MS



EW2SD



EW2MD

Specifications

IP65 | 50℃ / -20℃ | High CRI | Input 220V AC/50Hz | Dimmable

- Body Material: Extruded aluminum housing and die-cast aluminum trim
- Optical System: Unique high efficiency and low glare TIR Lens
- Finish: Environmentally safe powder coat
- Wiring: Please refer to wiring schematic diagram at the end of catalog
- LED Type: COB
- LED Wattage, CCT, Lumen Output:
  EW2S 3000K 2540lm EW2M 3000K 4571lm
  EW2S 3000K 5080lm EW2M 3000K 9142lm
- LED Lifetime: >50,000h-L70 / B10-Ta25℃ (LM-80/TM-21)
- LED Color Consistency: 3 SDCM
- Net Weight: 2.0Kg / 2.7Kg / 3.2Kg / 4.9Kg

Product Features/Optics

A *Away from the wall*



T *Towards the wall*

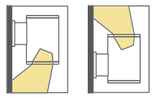

A *Away from the wall*

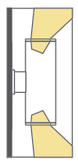

T *Towards the wall*

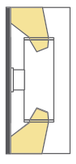

Product Parameters

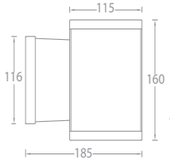

Model	Comment	Power (W)	LEDs (quantity)	Max Lumens (lm)	Control Systems	Beam	CCT	Finish
EW2S	**S** *Single Directional*	**27** *25(Max)*	*COB*	*2251*	**EL** *ON-OFF 220V AC Power Supply* **DL** *0-10V Dimming 220V AC Power Supply*	**1** *16°* **2** *21°* **3** *33°* **A** *Away from the wall* **T** *Towards the wall*	**30** *3000K* **40** *4000K*	**WT** *White* **BK** *Black*

Example : EW2SS-27EL-130WT

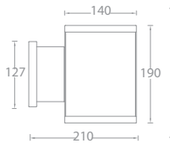

Model	Comment	Power (W)	LEDs (quantity)	Max Lumens (lm)	Control Systems	Beam	CCT	Finish
EW2M	**S** *Single Directional*	**36** *32(Max)*	*COB*	*2783*	**EL** *ON-OFF 220V AC Power Supply* **DL** *0-10V Dimming 220V AC Power Supply*	**1** *16°* **2** *30°* **4** *40°* **A** *Away from the wall* **T** *Towards the wall*	**30** *3000K* **40** *4000K*	**WT** *White* **BK** *Black*

Example : EW2MS-36EL-130WT

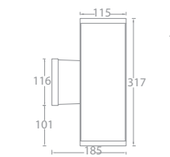

Model	Comment	Power (W)	LEDs (quantity)	Max Lumens (lm)	Control Systems	Beam Up	Beam Down	CCT	Finish
EW2S	**D** *Double Directional*	**54** *2x25(Max)*	*COB*	*2251x2*	**EL** *ON-OFF 220V AC Power Supply* **DL** *0-10V Dimming 220V AC Power Supply*	**1** *16°* **A** *Away from the wall* **T** *Towards the wall*	**1** *16°* **A** *Away from the wall* **T** *Towards the wall*	**30** *3000K* **40** *4000K*	**WT** *White* **BK** *Black*

Example : EW2SD-54EL-1130WT

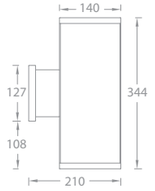

Model	Comment	Power (W)	LEDs (quantity)	Max Lumens (lm)	Control Systems	Beam Up	Beam Down	CCT	Finish
EW2M	**D** *Double Directional*	**72** *2x32(Max)*	*COB*	*2783x2*	**EL** *ON-OFF 220V AC Power Supply* **DL** *0-10V Dimming 220V AC Power Supply*	**1** *16°* **A** *Away from the wall* **T** *Towards the wall*	**1** *16°* **A** *Away from the wall* **T** *Towards the wall*	**30** *3000K* **40** *4000K*	**WT** *White* **BK** *Black*

Example : EW2MD-72EL-1130WT

SLANA LINEAR CEILING WASH



Specifications

IP65 | 50℃ / -20℃ | High CRI | Input 220V AC/50Hz | Dimmable

- Body Material: Extruded aluminum housing and die-cast aluminum trim
- Optical System: Reflector
- Finish: Environmentally safe powder coat
- Adjustable Angle: Vertically +/-15°
- Wiring: Please refer to wiring schematic diagram at the end of catalog
- LED Type: SMD
- LED Wattage, CCT, Lumen Output: 3000K 5040lm 48W
- LED Lifetime: >50,000h-L70 / B10-Ta25℃ (LM-80/TM-21)
- LED Color Consistency: 3 SDCM
- Net Weight: 3.3Kg

Product Features/Optics



U-shaped light distribution
Optical simulation with a distance of 0.5m between lamps and a height of 1m from the ceiling



W-shaped light distribution
Optical simulation with a distance of 0.7m between lamps and a height of 1m from the ceiling

Product Parameters

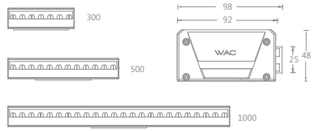

Model	Length (mm)	Power (W)	LEDs (quantity)	Max Lumens (lm)	Control Systems	Beam	CCT	Finish
EW403C-11	*300*	*11(Max)*	*14*	*846*	**EL** *ON-OFF 220V AC Power Supply* **DL** *0-10V Dimming 220V AC Power Supply*	**U** *Wall Washer 1:5* **W** *Wall Washer 1:3*	**27** *2700K* **30** *3000K* **35** *3500K* **40** *4000K* **50** *5000K*	**WT** *White* **BK** *Black*
EW405C-24	*500*	*24(Max)*	*24*	*1410*	**EL** *ON-OFF 220V AC Power Supply* **DL** *0-10V Dimming 220V AC Power Supply*	**U** *Wall Washer 1:5* **W** *Wall Washer 1:3*	**27** *2700K* **30** *3000K* **35** *3500K* **40** *4000K* **50** *5000K*	**WT** *White* **BK** *Black*
EW410C-48	*1000*	*48(Max)*	*48*	*2820*	**EL** *ON-OFF 220V AC Power Supply* **DL** *0-10V Dimming 220V AC Power Supply*	**U** *Wall Washer 1:5* **W** *Wall Washer 1:3*	**27** *2700K* **30** *3000K* **35** *3500K* **40** *4000K* **50** *5000K*	**WT** *White* **BK** *Black*

Example EW403C-14EL-U27WT

Light Distribution

EW410C-48EL-W30WT

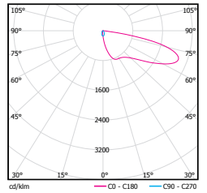

Specifications:
Wall height (m): 3
Offset from wall (m): 1.5
Luminaire spacing (m): 2.55

H(m)	Surface illumination(lux)				
	below the luminaire	below the luminaire	below the luminaire	below the luminaire	below the luminaire
0.3	*24*	*24*	*24*	*8124*	*23*
0.6	*88*	*82*	*93*	*81*	*90*
0.9	*301*	*264*	*290*	*265*	*282*
1.2	*408*	*368*	*405*	*371*	*404*
1.5	*339*	*330*	*355*	*334*	*358*
1.8	*258*	*249*	*260*	*254*	*262*
2.1	*188*	*182*	*193*	*185*	*185*
2.4	*139*	*139*	*141*	*135*	*139*
2.7	*103*	*107*	*108*	*110*	*106*
3	*93*	*94*	*94*	*92*	*95*

Specifications:
Wall height (m): 3
Offset from wall (m): 1
Luminaire spacing (m):1.7

H(m)	Surface illumination(lux)				
	below the luminaire	below the luminaire	below the luminaire	below the luminaire	below the luminaire
0.3	*67*	*62*	*69*	*56*	*64*
0.6	*386*	*285*	*376*	*287*	*375*
0.9	*719*	*565*	*714*	*559*	*720*
1.2	*577*	*489*	*582*	*483*	*575*
1.5	*355*	*319*	*361*	*318*	*350*
1.8	*221*	*212*	*226*	*211*	*225*
2.1	*152*	*146*	*147*	*148*	*147*
2.4	*102*	*105*	*107*	*107*	*103*
2.7	*78*	*78*	*79*	*79*	*77*
3	*68*	*69*	*70*	*66*	*67*

EW410C-48EL-U30WT

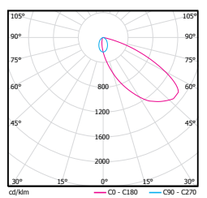

Specifications:
Wall height (m): 5
Offset from wall (m): 1.5
Luminaire spacing (m): 2.25

H(m)	Surface illumination(lux)				
	below the luminaire	below the luminaire	below the luminaire	below the luminaire	below the luminaire
0.5	*101*	*89*	*110*	*88*	*104*
1	*498*	*334*	*485*	*332*	*480*
1.5	*669*	*506*	*668*	*505*	*658*
2	*480*	*450*	*501*	*459*	*488*
2.5	*340*	*335*	*344*	*337*	*334*
3	*245*	*246*	*249*	*243*	*239*
3.5	*181*	*187*	*189*	*185*	*182*
4	*149*	*151*	*147*	*148*	*154*
4.5	*117*	*119*	*122*	*118*	*115*
5	*104*	*105*	*111*	*105*	*102*

Specifications:
Wall height (m): 5
Offset from wall (m): 1
Luminaire spacing (m): 1.5

H(m)	Surface illumination(lux)				
	below the luminaire	below the luminaire	below the luminaire	below the luminaire	below the luminaire
0.5	*346*	*241*	*358*	*233*	*380*
1	*1029*	*677*	*1047*	*663*	*1050*
1.5	*887*	*719*	*894*	*715*	*904*
2	*514*	*495*	*521*	*500*	*520*
2.5	*314*	*327*	*328*	*325*	*330*
3	*231*	*224*	*223*	*230*	*231*
3.5	*169*	*164*	*163*	*168*	*161*
4	*125*	*122*	*124*	*122*	*120*
4.5	*94*	*94*	*95*	*91*	*94*
5	*84*	*78*	*84*	*81*	*82*

SHINE PRO CEILING WASH



Specifications



- Body Material: Extruded aluminum housing and die-cast aluminum trim
- Optical System: Reflector
- Finish: Environmentally safe powder coat
- Adjustable Angle: Vertically +/-15°
- Wiring: Please refer to wiring schematic diagram at the end of catalog
- LED Type: COB
- LED Wattage, CCT, Lumen Output: 48W 3000K 3864lm
- LED Lifetime: >50,000h-L70 / B10-Ta25℃ (LM-80/TM-21)
- LED Color Consistency: 3 SDCM
- Net Weight: 2.6Kg

Product Features/Optics



On the left is a comparison of the effects of horizontal wall washing H: D=1:2.5&1:4.5; Vertical wall washing on the right H: D=1:2&1:3 effect comparison



Equipped with junction box, it simplifies installation requirements and processes, providing convenience and safety assurance for projects. Whether it's narrow or wide spaces, the split installation bracket can easily cover all demands

Product Parameters

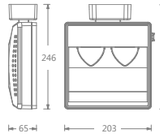

Model	Comment	Power (W)	LEDs (quantity)	Max Lumens (lm)	Control Systems	Beam	CCT	Finish
EW3	**C** *Ceiling Wash*	**40** *40(Max)*	*COB*	*2609*	**EL** *ON-OFF 220V AC Power Supply* **DL** *0-10V Dimming 220V AC Power Supply*	**U** *Wall Washer 1:3* **W** *Wall Washer 1:4.5*	**27** *2700K* **30** *3000K* **35** *3500K* **40** *4000K* **50** *5000K*	**WT** *White* **BK** *Black*

Example : EW3C-40EL-U27BK

Light Distribution

EW3C-40EL-W30BK

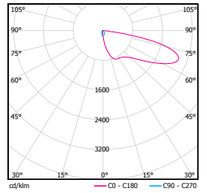

Specifications:
Wall height (m): 3
Offset from wall (m): 1.5
Luminaire spacing (m): 6.75

H(m)	Surface illumination(lux)				
	below the luminaire	below the luminaire	below the luminaire	below the luminaire	below the luminaire
0.3	*78*	*27*	*80*	*27*	*82*
0.6	*84*	*34*	*87*	*34*	*86*
0.9	*92*	*44*	*100*	*44*	*95*
1.2	*92*	*48*	*99*	*49*	*97*
1.5	*88*	*51*	*92*	*51*	*91*
1.8	*87*	*50*	*85*	*50*	*87*
2.1	*81*	*47*	*80*	*46*	*80*
2.4	*71*	*42*	*73*	*42*	*72*
2.7	*64*	*36*	*64*	*37*	*62*
3	*60*	*32*	*59*	*34*	*56*

Specifications:
Wall height (m): 3
Offset from wall (m): 1
Luminaire spacing (m): 4.5

H(m)	Surface illumination(lux)				
	below the luminaire	below the luminaire	below the luminaire	below the luminaire	below the luminaire
0.3	*193*	*62*	*191*	*59*	*185*
0.6	*211*	*87*	*219*	*86*	*221*
0.9	*210*	*101*	*225*	*103*	*225*
1.2	*209*	*105*	*205*	*104*	*206*
1.5	*176*	*94*	*183*	*92*	*182*
1.8	*155*	*78*	*152*	*77*	*145*
2.1	*111*	*61*	*108*	*62*	*110*
2.4	*71*	*45*	*71*	*46*	*72*
2.7	*41*	*32*	*41*	*32*	*41*
3	*31*	*27*	*31*	*27*	*23*

EW3C-40EL-U30BK

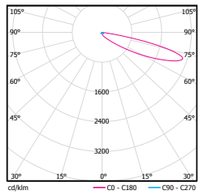

Specifications:
Wall height (m): 5
Offset from wall (m): 1
Luminaire spacing (m): 3

H(m)	Surface illumination(lux)				
	below the luminaire	below the luminaire	below the luminaire	below the luminaire	below the luminaire
0.5	*92*	*58*	*90*	*64*	*96*
1	*145*	*98*	*148*	*99*	*151*
1.5	*174*	*99*	*192*	*96*	*187*
2	*186*	*82*	*194*	*83*	*191*
2.5	*141*	*62*	*146*	*63*	*152*
3	*91*	*45*	*94*	*43*	*93*
3.5	*54*	*29*	*54*	*32*	*55*
4	*30*	*19*	*30*	*20*	*29*
4.5	*15*	*13*	*16*	*13*	*15*
5	*12*	*10*	*12*	*11*	*12*

Specifications:
Wall height (m): 5
Offset from wall (m): 1.5
Luminaire spacing (m): 4.5

H(m)	Surface illumination(lux)				
	below the luminaire	below the luminaire	below the luminaire	below the luminaire	below the luminaire
0.5	*34*	*26*	*35*	*26*	*36*
1	*58*	*43*	*57*	*42*	*58*
1.5	*69*	*49*	*71*	*49*	*70*
2	*83*	*46*	*83*	*46*	*84*
2.5	*89*	*41*	*91*	*41*	*91*
3	*81*	*35*	*83*	*34*	*83*
3.5	*66*	*29*	*69*	*29*	*70*
4	*52*	*22*	*51*	*24*	*52*
4.5	*38*	*19*	*39*	*19*	*38*
5	*30*	*15*	*29*	*16*	*29*

TOWER



Product Parameters

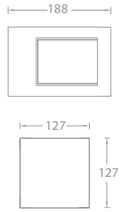

Model	Height (mm)	Power (W)	LEDs quantity	Max Lumens (lm)	Control Systems	Beam Direction	Module	CCT	Finish
EWA602-10	*188*	*10(Max)*	*25*	*570*	**EL** *ON-OFF 220V AC Power Supply*	**C** *Circle*	**D** *Optical Module D*	**27** *2700K* **30** *3000K* **40** *4000K*	**BK** *Black* **BZ** *Bronze*

Example : EWA602-10EL-CD30BZ

Specifications

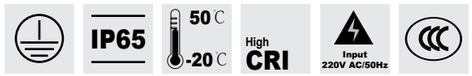

- Body Material: Highly durable extruded aluminum
- Optical System: Frosted tempered glass
- Finish: Environmentally safe powder coat
- Accessories/Brackets: Stainless steel mounting base
- LED Type: SMD
- LED Wattage, CCT, Lumen Output: 10W 3000K 1248lm
- LED Lifetime: >50,000h-L70 /B10-Ta25℃ (LM-80/TM-21)
- LED Color Consistency: 3 SDCM
- Net Weight: 2.3Kg

Light Distribution

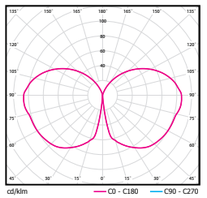

MUSHROOM



EWM102-08



EWM202-05

Product Parameters

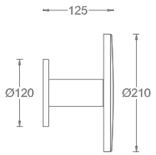

Model	Power (W)	LEDs (Quantity)	Max Lumens (lm)	Control Systems	Beam Direction	Module	CCT	Finish
EWM102-08	*8(Max)*	*20*	*527*	**EL** *ON-OFF 220V AC Power Supply*	**C** *Circle*	**C** *Optical Module C*	**27** *2700K* **30** *3000K* **40** *4000K*	**BK** *Black*

Example : EWM102-08EL-CC30BK

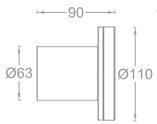

Model	Power (W)	LEDs (Quantity)	Max Lumens (lm)	Control Systems	Beam Direction	Module	CCT	Finish
EWM202-05	*05(Max)*	*60/20*	*352/291 (4000K)*	**EL** *ON-OFF 220V AC Power Supply* **MT** *DMX512 Dimming 24V DC Power Supply*	**C** *Circle*	**C** *Optical Module C*	**27** *2700K* **30** *3000K* **40** *4000K*	**WT** *White* **BK** *Black* **BZ** *Bronze*

Example : EWM202-05MT-CC40WT

Specifications

IP65 · 50℃ / -20℃ · Input 220V AC/50Hz · DMX

- Body Material: Extruded aluminum profile, stainless steel base and die-cast aluminum trim
- Optical System: PMMA Lens
- Finish: Environmentally safe powder coat
- Adjustable Angle: 0°-360° horizontal rotation(EWM202-05)
- Wiring: Please refer to wiring schematic diagram at the end of catalog
- LED Type: SMD
- LED Wattage, CCT, Lumen Output: EWM102-08 3000K 527lm
  EWM202-05 000K 694lm
- CCT/CRI:
  EWM102: 2700K/3000K/4000K, Ra>85
  EWM202: 2700K/3000K/4000K, Ra>80
- LED Lifetime: >50,000h-L70 /B10-Ta25℃ (LM-80/TM-21)
- LED Color Consistency: 5 SDCM / 3 SDCM
- Net Weight: 1.7Kg / 0.63Kg

Light Distribution

EWM102-08

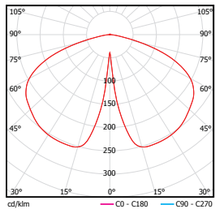

EWM202-05

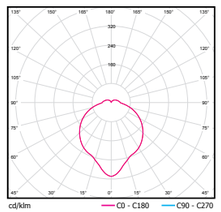

Product Features/Optics



Jiazhou "Ye Popo"Chendu Huijin Square Shop



Beijing Inside-Out Art Museum

INVISILED®
EXTERIOR



INVISILED® NEON 621

INVISILED® NEON VERTICAL 621
INVISILED® NEON HORIZONTAL 623



INVISILED® TAPE LIGHT 627

INVISILED® OUTDOOR DMX 627
INVISILED® E 629
INVISILED® 12V 631

CITIC SQUARE
Shanghai



INVISILED® EXTERIOR

InvisiLED® NEON

Our flexible InvisiLED features a Silicone tape light to illuminate decks, patios, entryways and other exteriors. Nearly invisible and easy to install, InvisiLED delivers customized lighting solutions for accent and cove lighting applications. Static White and RGBW models are available.

INVISILED® NEON VERTICAL



10MM



16MM



20x10MM

Specifications

IP65 IP67 50℃ -20℃ High CRI Input 24V DC DMX

- Body Material: Flexible silicone cased tape light
- Finish: High quality extruded silicone casing
- Accessories/Brackets: Clips and Channels
- Wiring: Please refer to wiring schematic diagram at the end of catalog
- LED Type: SMD
- LED Lifetime: >36,000h-L70 /B10-Ta25℃ (LM-80/TM-21)
- Minimum bending radius: 60mm
- LED Color Consistency: 3 SDCM
- Net Weight: 0.3Kg/m, 0.6Kg/m, 0.57Kg/m

Product Parameters

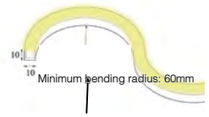

Model	LED Power	Length	Size	Dimming	CCT	Power Feed Type	IP	Finish
FLSV	06 6W/m 10 10W/m	10 1m 20 2m 30 3m 40 4m 50 5m	A 10x10mm	E ON-OFF	27 2700K 30 3000K 35 3500K 40 4000K 50 5000K	S Side B Bottom F Front	5 IP65 7 IP67	WT White

Example : FLSV-0610A-E30S5WT

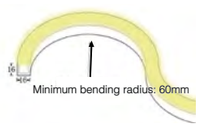

Model	LED Power	Length	Size	Dimming	CCT	Power Feed Type	IP	Finish
FLSV	14 14W/m 18 18W/m	10 1m 20 2m 30 3m 40 4m 50 5m	B 16x16mm	E ON-OFF M Phase Controller by DMX512 Dimming	27 2700K 30 3000K 35 3500K 40 4000K 50 5000K F2 RGBW(2700K) F3 RGBW(3000K) F4 RGBW(4000K) F5 RGBW(5000K)	S Side B Bottom F Front	5 IP65 7 IP67	WT White

Example : FLSV-1410B-E30S5WT

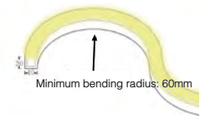

Model	LED Power	Length	Size	Dimming	CCT	Power Feed Type	IP	Finish
FLSV	14 14W/m 18 18W/m	10 1m 20 2m 30 3m 40 4m 50 5m	C 10x20mm	E ON-OFF M Phase Controller by DMX512 Dimming	27 2700K 30 3000K 35 3500K 40 4000K 50 5000K F2 RGBW(2700K) F3 RGBW(3000K) F4 RGBW(4000K) F5 RGBW(5000K)	S Side B Bottom F Front	5 IP65 7 IP67	WT White

Example :FLSV-1410C-E30S5WT

Accessories

	Model	Description	Picture	
6mm Mono	FLSV-N-AC	Clips for V series 6mm width,12mm length,3pcs/m Order separately		
	FLSV-N-CH	Specified fixed Channel for V series 6mm width,998mm length Need to be ordered separately		
10mm Mono / RGBW	FLSV-S-AC	Clips for V series 10mm width,3pcs/m Order separately		
	FLSV-S-CH	Specified fixed Channel for V series 10mm width,965mm length Need to be ordered separately		

* To customize the length, please consult WAC

INVISILED® NEON HORIZONTAL



10MM



16MM

Specifications

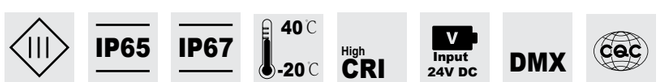

- Body Material: Flexible silicone cased tape light
- Finish: High quality extruded silicone casing
- Accessories/Brackets: Clips and Channels
- Wiring: Please refer to wiring schematic diagram at the end of catalog
- LED Type: SMD
- LED Lifetime: >36,000h-L70 /B10-Ta25℃ (LM-80/TM-21)
- Minimum bending radius: 100mm
- Net Weight: 0.3Kg/m, 0.6Kg/m

Product Parameters

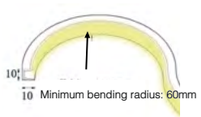

Model	LED Power	Length	Size	Dimming	CCT	Power Feed Type	IP	Finish
FLSH	**06** *6W/m* **10** *10W/m*	**10** *1m* **20** *2m* **30** *3m* **40** *4m* **50** *5m*	**A** *10x10mm*	**E** *ON-OFF*	**27** *2700K* **30** *3000K* **35** *3500K* **40** *4000K* **50** *5000K*	**S** Side **B** Bottom **F** Front	**5** IP65 **7** IP67	**WT** *White*

Example : FLSH-0610A-E30S5WT



Model	LED Power	Length	Size	Dimming	CCT	Power Feed Type	IP	Finish
FLSH	**14** *14W/m* **18** *18W/m*	**10** *1m* **20** *2m* **30** *3m* **40** *4m* **50** *5m*	**B** *16x16mm*	**E** *ON-OFF* **M** *Phase Controller by DMX512 Dimming*	**27** *2700K* **30** *3000K* **35** *3500K* **40** *4000K* **50** *5000K* **F2** *RGBW(2700K)* **F3** *RGBW(3000K)* **F4** *RGBW(4000K)* **F5** *RGBW(5000K)*	**S** Side **B** Bottom **F** Front	**5** IP65 **7** IP67	**WT** *White*

Example : FLSH-1410B-E30S5WT

Accessories

Item	Model	Description	Drawing
13mm Mono	FLSH-M-AC	Clips for H series 13mm width,3pcs/m Order separately	
	FLSV-M-CH	Specified fixed Channel for H series 13mm width,965mm length Need to be ordered separately	
16mm Mono / RGBW	FLSH-M-AC	Clips for H series 16mm width,3pcs/m Order separately	
	FLSV-M-CH	Specified fixed Channel for H series 16mm width,965mm length Need to be ordered separately	
20mm Mono / RGBW	FLSH-L-AC	Clips for H series 20mm width,3pcs/m Order separately	
	FLSV-L-CH	Specified fixed Channel for H series 20mm width,965mm length Need to be ordered separately	

** To customize the length, please consult WAC*

Installation instructions

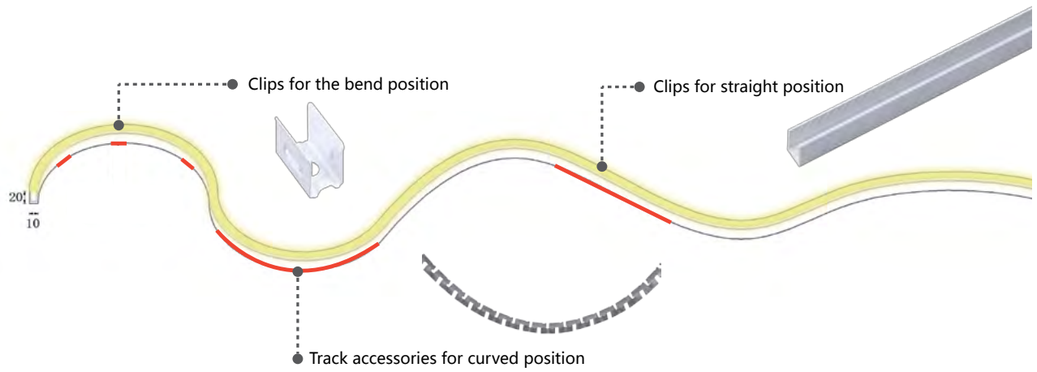



Taikooli Pudong Shanghai
Shanghai

INVISILED® OUTDOOR DMX



Specifications

IP67 | 50℃ / -20℃ | Input 24V DC | DMX

- Body Material: Flexible silicone cased tape light
- Finish: Clear Silicone casing
- Accessories/Brackets: Clips and Channels
- Wiring: Please refer to wiring schematic diagram at the end of catalog
- LED Type: SMD
- LED Lifetime: >36,000h-L70 /B10-Ta25℃ (LM-80/TM-21)
- LED color: 2700K/3000K/4000K/ RGB
- Dimming control: InvisiLED® dims beautifully with DMX controller
- Net Weight: 0.1Kg/m

Product Parameters

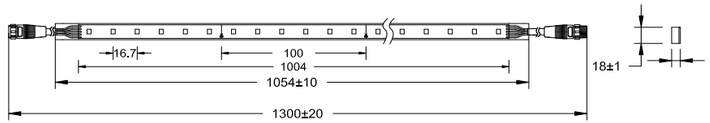

Model	LED Power	Length	Feature	CCT
FLSG	**12** *12W/m*	**10** *1m* **30** *3m* **50** *5m*	**MT** *DMX512 Dimming 24V DC Power Supply*	**27W** *2700K* **30W** *3000K* **40W** *4000K* **FC** *RGB*

Example : FLSG-1210MT-FC

Accessories

Model	Description
FLSG-MT-F	*Female connector for InvisiLED®Outdoor DMX series input, length 100m,black*
LED-T10-2014	*Channel for InvisiLED®Outdoor DMX series, 20*14*1000mm, white*

* To customize the length, please consult WAC

INVISILED® E



Specifications

IP65 | 50 C / -20 C | High CRI | V Input 24V DC

- Body Material: Flexible silicone cased tape light
- Finish: High quality extruded silicone casing
- Accessories/Brackets: Clips and Channels
- LED Type: SMD
- LED Wattage, CCT, Lumen Output: 6W 3000K 470lm
  10W 3000K 760lm
  13W 3000K 965lm
- LED Lifetime: >36,000h-L70 /B10-Ta25℃ (LM-80/TM-21)
- System light Efficiency: 80lm/W
- LED Color Consistency: 3 SDCM
- Dimming Control: InvisiLED® dims beautifully with ELV wired or wireless controllers including 0-10V, DMX or DALI
- Net Weight: 0.16Kg/m

Product Parameters

6W/m

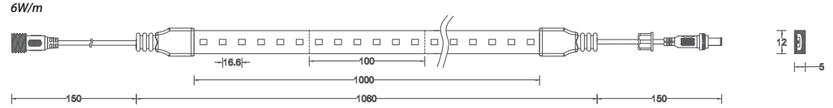

10W/m

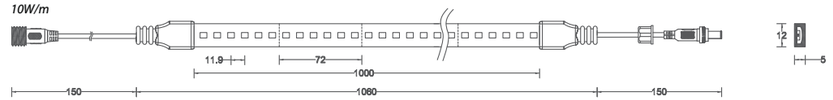

13W/m

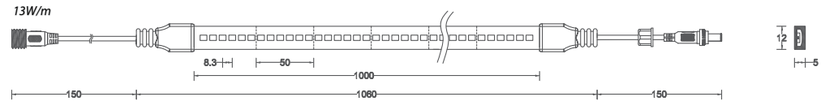

Model	LED Power	Length	CRI	CCT	Series
FLSE *InvisiLED E series IP65*	**06** *6W/m* **10** *10W/m* **13** *13W/m*	**10** *1m* **50** *5m*	**9** *90*	**27** *2700K* **30** *3000K* **40** *4000K*	**G2WT**

Example : FLSE-0610-927G2WT

Accessories

Model	Description	Picture
FLSE-015-M	*Male connector Length 15cm*	
LED-TO24-CH3-C	*Rigid, non-flexible channel for mounting to a straight. solid surface. 948mm length*	
LED-TO24-CH5-C	*Rigid, non-flexible channel for mounting to a straight. solid surface, length 1494mm*	

* To customize the length, please consult WAC

INVISILED® 12V



Specifications

IP68 | 50℃ / -20℃ | High CRI | V Input 12V DC

- Body Material: Flexible silicone cased tape light
- Finish: Clear Silicone casing
- Accessories/Brackets: Clips and Channels
- LED Type: SMD
- LED Wattage, CCT, Lumen Output: 6W 3000K 420lm
  10W 3000K 700lm
  14W 3000K 910lm
- LED Lifetime: >36,000h-L70 /B10-Ta25℃ (LM-80/TM-21)
- LED Color Consistency: 5 SDCM
- Dimming ontrol: InvisiLED® dims beautifully with ELV wired or wireless controllers including 0-10V, DMX or DALI
- Net Weight: 0.1Kg/m

Product Parameters



Model		LED Power		Length		CCT		Series
FLSU	**06** **10** **14**	*6W/m* *10W/m* *14W/m*	**10** **30** **50**	*1m* *3m* *5m*	**930** **940**	*3000K* *4000K*	**A2BK**
FLSU	**06** **14**	*6W/m* *14W/m*	**10** **30** **50**	*1m* *3m* *5m*	**FC**	*RGB*	**A2BK**

Example : FLSU-0610-930A2BK

Accessories

Model	Description	Picture
LED-TO24-IL6-BK	*Rigid, non-flexible channel for mounting to a straight, solid surface(Female connector, 300mm Length)*	
LED-TO24-IC6/12/72/120	*Connect two sections of invisiLED® Outdoor. 150mm/300mm/1800mm/3000mm offered 150mm/300mm/1800mm/3000mm*	
LED-TO24-CH3-C	*Rigid, non-flexible channel for mounting to a straight. solid surface. 948mm length*	
LED-TO24-CH5-C	*Rigid, non-flexible channel for mounting to a straight. solid surface, length 1494mm*	
LED-TO24-C1	*For installation on non-flat surface, allows for contact on one edge. Two mounting clips per foot are recommended*	
LED-TO24-C2	*For installation on non-flat surfaces where there is no edge contact. Two mounting clips per foot are recommended*	

Model	Description	Picture
LED-TO24-C3	*For installation on non-flat surface, allows for contact on both edges. Two mounting clips per foot are recommended*	
LED-TO24-EC	*Use to terminate every run to protect against contaminants. Seal cut end with silicon after adding end cap*	

Accessories are excluded and need to be ordered separately.

* To customize the length, please consult WAC

MARKER LUMINAIRES



GLITTER 636



RUYI WINDOWS LIGHT 640

RUYI 641
RUYI II 643
RUYI MARK 645

Nantong Grand Theater
Jiangsu Province



GLITTER

Dynamic accent lighting for facades, buildings and high walls, GLITTER Single Diode LEDs deploy illumination to create stunning aesthetics for structures, as well as indicators for low flying aircraft at night. Installing easily into window grids and other surfaces, the die-cast aluminum housings are offered in a compact size with round faceted diamond or flat clear lenses to create various effects in six colors or RGB. Custom options include specified beam angles and color temperatures, as well as dimming and control capabilities.

GLITTER



Specifications



- Body Material: Highly durable polycarbonate
- Optical System: Clear Lens included
- Wiring: Please refer to wiring schematic diagram at the end of catalog
- LED Type: SMD
- LED Wattage, CCT, Lumen Output: 3000K 25lm
- LED Lifetime: >50,000h-L70 /B10-Ta25℃ (LM-80/TM-21)
- CCT/CRI: 2700K/3000K/4000K/RGB, Ra80
- Net Weight: 0.6Kg

Product Parameters

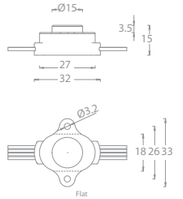

Model	Length (cm)	Power (W)	Node Number	Control Systems	Beam	CCT	Finish
ED3	**10** *10*	**15** *15(Max)*	*50*	**MT** *DMX512 Dimming 5V DC Power Supply*	**1** *Flat*	**27** *2700K* **30** *3000K* **40** *4000K* **FC** *RGB*	**TC** *Transparent Color* **WT** *Frosted White*

Example : ED310-15MT-127TC

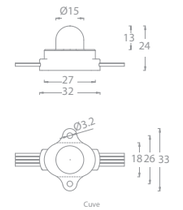

Model	Length (cm)	Power (W)	Node Number	Control Systems	Beam	CCT	Finish
ED3	**10** *10*	**15** *15(Max)*	*50*	**MT** *DMX512 Dimming 5V DC Power Supply*	**2** *Cuve*	**27** *2700K* **30** *3000K* **40** *4000K* **FC** *RGB*	**TC** *Transparent Color* **WT** *Frosted White*

Example : ED310-15MT-227TC

Light Distribution

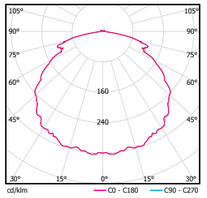

Shanghai TOP Xinlian Pudong Development Group New Office Park
Shanghai



RUYI

The Windows Light body is crafted of die-cast aluminum with a high-quality power coat, compact size and high definition design that is IP65 protection grade and suitable for outdoor environments. Adjust the beam angle from the front and use the level to facilitate the installation with the safety buckle to ensure that the luminaire is reliably fixed on the surface. Also includes high transmittance lens that can be used within a building facade, window sill and other locations.

RUYI



EDW1-09



EDW1-12/18

Specifications

- Body Material: Die-cast aluminum
- Optical System: Clear Lens included
- Finish: Environmentally safe powder coat
- Accessories/Brackets: Fitting semi embedded fixing plate
- Insulation class: 220V AC is Class III 24V DC is Class I
- Wiring: Please refer to wiring schematic diagram at the end of catalog
- LED Type: High Power LED
- LED Wattage, CCT, Lumen Output:
  EDW1-09 3000K 48lm EDW1-12/18 3000K 650lm
- LED Lifetime: >50,000h-L70 /B10-Ta25℃ (LM-80/TM-21)
- CCT/CRI: 2700K/3000K/4000K, Ra90 ; RGBW, Ra80
- LED Color Consistency: 3 SDCM(WHITE); 5 SDCM(RGBW)
- Net Weight: 0.3Kg / 0.5Kg

Product Features/Optics

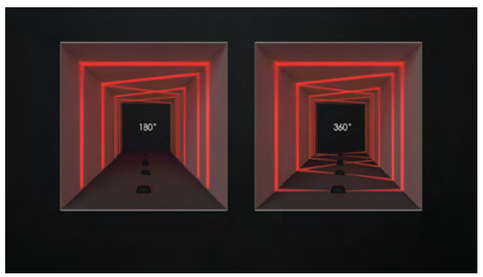

The exterior lighting design features RUYI's three-dimensional effects and rich color variations.

Product Parameters



Model	Power (W)	LEDS (quantity)	Max Lumens (lm)	Control Systems	Beam	CCT	Finish
EDW1	09 *09(Max)*	*4*	*41*	ET *ON-OFF 24V DC Power Supply* MT *DMX512 24V DC Power Supply*	V *4**180°*	27 *2700K* 30 *3000K* 40 *4000K* F30 *RGBW(3000K)* F40 *RGBW(4000K)*	BK *Black*

Example : EDW1-09ET-V30BK



Model	Power (W)	LEDS (quantity)	Max Lumens (lm)	Control Systems	Beam	CCT	Finish
EDW1	12 *12(Max)*	*8*	*87*	EL *ON-OFF 220V AC Power Supply*	V *4**360°*	27 *2700K* 30 *3000K* 40 *4000K*	BK *Black*
EDW1	18 *18(Max)*	*8*	*108*	MT *DMX512 Dimming 24V DC Power Supply*	V *4**360°*	27 *2700K* 30 *3000K* 40 *4000K* F30 *RGBW(3000K)* F40 *RGBW(4000K)*	BK *Black*

Example : EDW1-12EL-V27BK

Light Distribution

EDW1

EDW1-09MT-V30BK

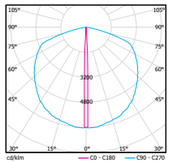

EDW1-12MT-VF30BK-RGBW

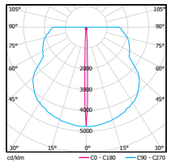

Accessories

Model	Description	Picture	Description Dimensions
EDW1-RC002	Recessed Casing		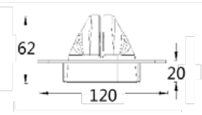
EDW1-RC001	Recessed Casing		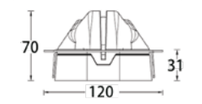

RUYI II



Product Parameters

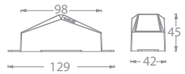

Model	Power (W)	LEDS (quantity)	Max Lumens (lm)	Control Systems	Beam	CCT	Finish
EDW2	**08** *8(Max)*	*2*	*265*	**ET** *ON-OFF 24V DC Power Supply* **MT** *DMX512 24V DC Power Supply*	**1** *10°*180°*	**27** *2700K* **30** *3000K* **40** *4000K*	**BK** *Black*

Example : EDW2-08ET-127BK

Specifications

IP65 · 50 C / -20 C · High CRI · Input 24V DC · DMX · CEC

- Body Material: Die-cast aluminum
- Optical System: Clear Lens included
- Finish: Environmentally safe powder coat
- Wiring: Please refer to wiring schematic diagram at the end of catalog
- LED Type: HIGH POWER
- LED Wattage, CCT, Lumen Output: 8W 3000K 820lm
- LED Lifetime: >50,000h-L70 /B10-Ta25℃ (LM-80/TM-21)
- LED Color Consistency: 5 SDCM
- Net Weight: 0.5Kg

Light Distribution

EDW2

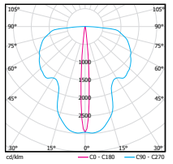

Product Features/Optics



RUYI II offers simplified and efficient 180° stereo light output

MARKER

RUYI MARK



Product Parameters

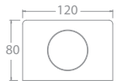

Model	Power (W)	LEDS (quantity)	Max Lumens (lm)	Control Systems	Beam	CCT	Finish
EDM1	**24** *24(Max)*	*4*	*1942*	**EL** *ON-OFF 220V AC Power Supply* **ML** *DMX512 220V AC Power Supply*	**1** *10°*	**27** *2700K* **30** *3000K* **40** *4000K*	**BK** *Black*
EDM1	**24** *24(Max)*	*4*	*920*	**ML** *DMX512 220V AC Power Supply*	**1** *10°*	**F3** *RGBW(3000K)* **F4** *RGBW(4000K)* **F6** *RGBW(5700K)*	**BK** *Black*

Example : EDM1-24ML-1F3BK

Specifications



- Body Material: Die-cast aluminum
- Optical System: Clear Lens included
- Finish: Environmentally safe powder coat
- Accessories/Brackets: Fitting semi embedded fixing plate
- Wiring: Please refer to wiring schematic diagram at the end of catalog
- LED Type: HIGH POWER
- LED Wattage, CCT, Lumen Output: 24W 3000K 2416lm
- LED Lifetime: >50,000h-L70 /B10-Ta25℃ (LM-80/TM-21)
- LED Color Consistency: 3 SDCM WHITE , 5 SDCM RGBW
- Net Weight: 1.8Kg

Product Features/Optics



Cross shaped starlight, supporting monochrome or color variation, suitable for outlining architectural contours or shapes.

Light Distribution

EDW1

EDM1-24ML-130BK

0° Aiming Angle

D(M)	LUX	W	L
1	9728	0.2	0.2
2	2432	0.3	0.3
3	1081	0.5	0.5
4	608	0.7	0.7

MARKER

STEP & WALL LIGHTS



LEDME® STEP AND WALL LIGHTS 650



ENDURANCE™ BRICK 658

Waterfront Residence
Long Island, New York



LEDme® STEP AND WALL LIGHTS

Designed with architectural aesthetics and enhanced performance in mind, LEDme® Step and Wall Lights are designed to seamlessly blend into any architecture. Enhanced energy efficient functionality and optimized light output add safety and style to stairs, walls and walkways with minimal glare. Energy efficient, IP66 wet location listed for long lasting indoor and outdoor lighting solutions. Available with 220V/AC direct wiring; no driver or transformer is needed. Trimless styles can be spackled and painted to match surface finish. All of these luminaires can be dimmed with an electronic low voltage (ELV) dimmer.

STEP LIGHT



WL100



WL110



WL120



WL130

Specifications



- Body Material: Die-cast aluminum
- Finish: Environmentally safe powder coat
- Cutout: 118mm x 74mm
- LED Type: SMD
- LED Wattage, CCT, Lumen Output: 4W3000K 190lm
- LED Lifetime: >40,000h-L70 / B10-Ta25℃ (LM-80/TM-21)
- CCT/CRI: 2700K/3000K/4000K, Ra80
- LED Color Consistency: 3 SDCM
- Net Weight: 0.55Kg / 0.7Kg / 0.7Kg / 0.55Kg

Product Parameters

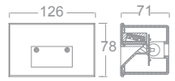

Model	Power (W)	Max Lumens (lm)	Control Systems	CCT	Finish
WL100	LD05 *3.9*	*68*	E *ON-OFF 220V AC Power Supply*	27 *2700K* 30 *3000K* 40 *4000K*	WT *White powder coat* BK *Black powder coat* BZ *Bronze* BN *Brushed Nickel*

Example : WL100-LD05E-30WT

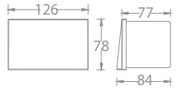

Model	Power (W)	Max Lumens (lm)	Control Systems	Beam	CCT	Finish
WL110	LD04 *4*	*6*	E *ON-OFF 220V AC Power Supply*	D *Directional*	27 *2700K* 30 *3000K* 40 *4000K*	WT *White powder coat* BK *Black powder coat* BZ *Bronze* BN *Brushed Nickel*

Example :WL110-LD04E-D30WT

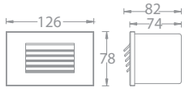

Model	Power (W)	Max Lumens (lm)	Control Systems	Beam	CCT	Finish
WL120	LD04 *4*	*52*	E *ON-OFF 220V AC Power Supply*	L *Louver*	27 *2700K* 30 *3000K* 40 *4000K*	WT *White* BK *Black* BZ *Bronze*

Example : WL120-LD04E-L30WT

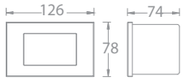

Model	Power (W)	Max Lumens (lm)	Control Systems	Beam	CCT	Finish
WL130	LD04 *4*	*71*	E *ON-OFF 220V AC Power Supply*	F *Frosted*	27 *2700K* 30 *3000K* 40 *4000K*	WT *White powder coat* BK *Black powder coat* BZ *Bronze* BN *Brushed Nickel*

Example :WL130-LD04E-F30WT

Light Distribution

WL100

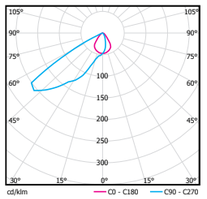

WL110

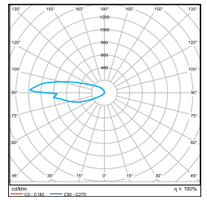

WL120

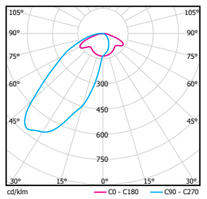

WL130

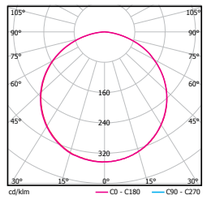

STEP LIGHT



WL200



WL210



WL220

Specifications



- Body Material: Die-cast aluminum
- Finish: Environmentally safe powder coat
- Cutout: 74mm x 118mm
- LED Type: SMD
- LED Wattage, CCT, Lumen Output: 4W 3000K 190lm
- LED Lifetime: >50,000h-L70 / B10-Ta25℃ (LM-80/TM-21)
- CCT/CRI: 2700K/3000K/4000K, Ra80
- LED Color Consistency: 3 SDCM
- Net Weight: 0.48Kg / 0.7Kg / 0.7Kg

Product Parameters

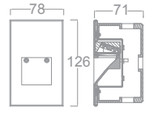

Model	Power (W)	Max Lumens (lm)	Control Systems	CCT	Finish
WL200	**LD05** *3.9*	*45*	**E** *ON-OFF 220V AC Power Supply*	**27** *2700K* **30** *3000K* **40** *4000K*	**WT** *White powder coat* **BK** *Black powder coat* **BZ** *Bronze* **BN** *Brushed Nickel*

Example : WL200-LD05E-30WT

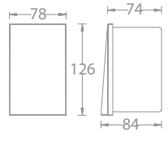

Model	Power (W)	Max Lumens (lm)	Control Systems	Beam	CCT	Finish
WL210	**LD04** *4*	*3*	**E** *ON-OFF 220V AC Power Supply*	**D** *Directional*	**27** *2700K* **30** *3000K* **40** *4000K*	**WT** *White powder coat* **BK** *Black powder coat* **BZ** *Bronze* **BN** *Brushed Nickel*

Example :WL110-LD04E-D30WT

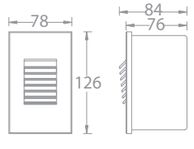

Model	Power (W)	Max Lumens (lm)	Control Systems	Beam	CCT	Finish
WL220	**LD04** *4*	*45*	**E** *ON-OFF 220V AC Power Supply*	**L** *Louver*	**27** *2700K* **30** *3000K* **40** *4000K*	**WT** *White* **BK** *Black* **BZ** *Bronze*

Example : WL220-LD04E-L30WT

Light Distribution

WL200

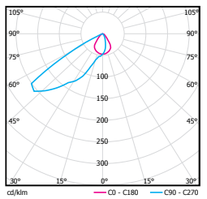

WL210

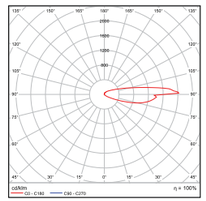

WL220

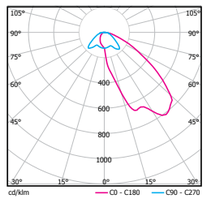

STEP LIGHT



WL300



WL310

Specifications



- Body Material: Die-cast aluminum
- Finish: Environmentally safe powder coat
- Cutout: Φ82mm
- LED Type: SMD
- LED Wattage, CCT, Lumen Output: 3.9W 3000K 190lm
- LED Lifetime: >40,000h-L70 / B10-Ta25℃ (LM-80/TM-21)
- CCT/CRI: 2700K/3000K/4000K, Ra80
- LED Color Consistency: 3 SDCM
- Net Weight: 0.39Kg

Product Parameters

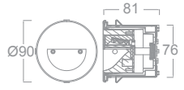

Model	Power (W)	Max Lumens (lm)	Control Systems	CCT	Finish
WL300	**LD05** *3.9*	*74*	**E** *ON-OFF 220V AC Power Supply*	**27** *2700K* **30** *3000K* **40** *4000K*	**WT** *White powder coat* **BK** *Black powder coat* **BZ** *Bronze* **BN** *Brushed Nickel*

Example : WL300-LD05E-30WT



Model	Power (W)	Max Lumens (lm)	Control Systems	CCT	Finish
WL310	**LD05** *3.9*	*115*	**E** *ON-OFF 220V AC Power Supply*	**30** *3000K*	**WT** *White powder coat* **BK** *Black powder coat* **BZ** *Bronze* **BN** *Brushed Nickel*

Example : WL310-LD05E-30WT

Light Distribution

WL300

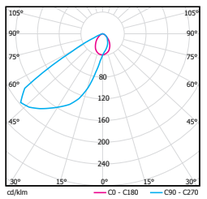

WL310

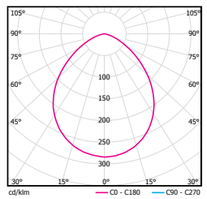





ENDURANCE™ BRICK

The LED BRICK is an interior and exterior step and wall light in the ENDURANCE series. This die-cast aluminum luminaire operates with a factory sealed LED light engine without a driver or transformer. BRICK is perfect for a new project or a retrofit with this easy to install, maintenance-free LED upgrade.

ENDURANCE™ BRICK



WL5105 Opal



WL5205 Louver

Specifications

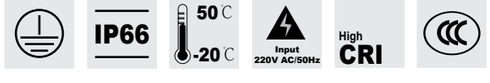

- Body Material: Die-cast aluminum
- Finish: Environmentally safe powder coat
- Cutout: 207mm x 68mm
- LED Type: SMD
- LED Wattage, CCT, Lumen Output: 5W 3000K 473lm
  10W 3000K 711lm
- LED Lifetime: >40,000h-L70 / B10-Ta25℃ (LM-80/TM-21)
- LED Color Consistency: 3 SDCM
- Net Weight: 1.25Kg / 1.35Kg

Product Parameters

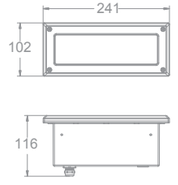

Model	Power (W)	Max Lumens (lm)	Control Systems	CCT	Finish
WL5105	LD05 5	137	E ON-OFF 220V AC Power Supply	30 3000K	WT White powder coat
	LD10 10	206		40 4000K	BK Black powder coat
					BZ Bronze

Example : WL5105-LD05E-30WT

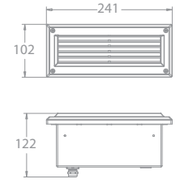

Model	Power (W)	Max Lumens (lm)	Control Systems	CCT	Finish
WL5205	LD05 5	61	E ON-OFF 220V AC Power Supply	30 3000K	WT White powder coat
	LD10 10	91		40 4000K	BK Black powder coat
					BZ Bronze

Example : WL5205-LD05E-30WT

Light Distribution

WL5105

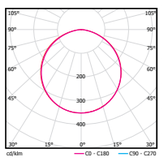

WL5105-LD05E-30WT

0° Aiming Angle

D(M)	LUX	W	L
1	46	3.1	3.1
2	11	6.1	6.1
3	5	9.2	9.2
4	3	12.2	12.2

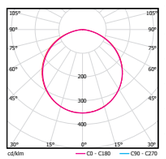

WL5105-LD10E-30WT

0° Aiming Angle

D(M)	LUX	W	L
1	71	3.1	3.1
2	18	6.1	6.1
3	8	9.2	9.2
4	4	12.2	12.2

WL5205

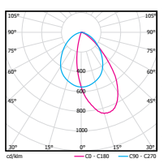

WL5205-LD05E-30WT

0° Aiming Angle

D(M)	LUX	W	L
1	47	1.3	1.3
2	12	2.7	2.7
3	5	4.0	4.0
4	3	5.3	5.3

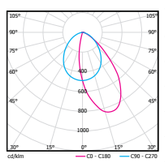

WL5205-LD10E-30WT

0° Aiming Angle

D(M)	LUX	W	L
1	72	1.3	1.3
2	18	2.7	2.7
3	8	4.0	4.0
4	5	5.4	5.4

UNDERWATER SPOT



AQUASTAR 664

AQUASTAR SPOT 665





AQUASTAR UNDERWATER SPOT

IP68 rated for exterior lighting applications, AQUASTAR UNDERWATER SPOT delivers accent lighting in water fountains and swimming pools. The die-cast aluminum housing is engineered for optimal thermal management. A variety of RGB changeable colors can be controlled with DMX and other platforms.

AQUASTAR SPOT



Specifications

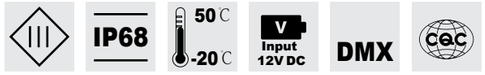

- Body Material: Cast Brass construction
- Optical System: Clear Lens included
- Adjustable Angle: -30° to 90° vertical aiming tilt
- Wiring: Please refer to wiring schematic diagram at the end of catalog
- LED Type: High Power LED
- LED Wattage, CCT, Lumen Output: 7W 3000K 560lm
- LED Lifetime: >50,000h-L70 /B10-Ta25℃ (LM-80/TM-21)
- CCT/CRI: 3000K/4000K/6000K , Ra80; Blue/RGB
- LED Color Consistency: 3 SDCM
- Net Weight: 1.7Kg

Product Parameters

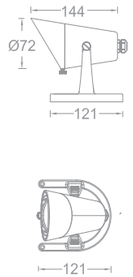

Model	Power (W)	LEDs (quantity)	Max Lumens (lm)	Control Systems	Beam	CCT	Finish
EU1S-07	*7(Max)*	*3*	*517*	**ET** *ON-OFF 12V DC Power Supply* **MT** *DMX512 Dimming 12V DC Power Supply*	**S** *8°* **1** *15°* **2** *20°* **4** *40°*	**30** *3000K* **40** *4000K* **60** *6000K* **FC** *RGB* **B** *Blue*	**NB** *Natural Brass*
EU1S-07	*7(Max)*	*1*	*160*	**MT** *DMX512 Dimming 12V DC Power Supply*	**1** *15°* **2** *25°* **3** *35°*	**F40** *RGBW(4000K)* **F60** *RGBW(6000K)*	**NB** *Natural Brass*

Example : EU1S-07MT-130NB

Light Distribution

EU1S

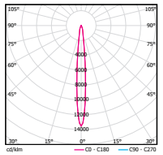

EU1S-07ET-S30NB

0° Aiming Angle

D(M)	LUX	W	L
1	6670	0.2	0.2
2	1668	0.3	0.3
3	741	0.5	0.5
4	417	0.7	0.7

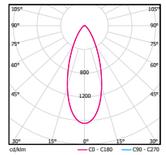

EU1S-07ET-430NB

0° Aiming Angle

D(M)	LUX	W	L
1	782	0.7	0.7
2	195	1.4	1.4
3	87	2.1	2.1
4	49	2.9	2.9

UNDERWATER SPOT

LED BOLLARDS AND PATH LIGHTS


PARK 671


SCOOP 671

GATE 671


LINEAR 673


QUAD 673


CHAMBER 675


CANOPY 675


MUSHROOM 675


TOWER 677

Shenzhen Tailun Plaza
Shenzhen, Guangdong province

WACLIGHTING.COM.CN



BOLLARDS

The LED Bollards feature factory sealed water-tight aluminum luminaires to stand up to the elements and a create a safer and more pleasant exterior. The Bollard series offers patented Optical Systems, sophisticated designs and superior lighting performance, including four different types of lighting distributions which are perfect for most landscape applications.

WACLIGHTING.COM.CN

LED BOLLARD



PARK



SCOOP



GATE

Specifications



- Body Material: Highly durable extruded aluminum
  Solid aluminum construction
- Optical System: Frosted tempered glass
  Tempered glass
- Finish: Environmentally safe powder coat
- Accessories/Brackets: Stainless steel mounting base
- LED Type: SMD
  High Power LED(EBA808)
- LED Wattage, CCT, Lumen Output: EBA708 10W 3000K 1248lm
  EBA808 10W 3000K 780lm
  EBA406 5W 3000K 520lm
- LED Lifetime: >50,000h-L70 /B10-Ta25℃ (LM-80/TM-21)
- LED Color Consistency: 3 SDCM
- Net Weight: 4.0Kg / 5.7Kg / 2.1Kg

Product Features/Optics

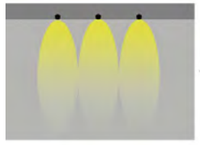

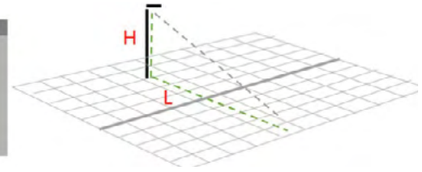

The Type A Optical System can make the light of the luminaire project long-distance along the direction of the luminaire body, which is mostly suitable for areas such as sidewalks, and pathways.

Product Parameters

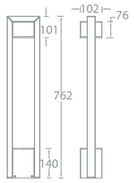

Model	Height (mm)	Power (W)	Max Lumens (lm)	Control Systems	Beam Direction	Module	CCT	Finish
EBA708-10	*762*	*10(Max)*	*594*	**EL** *ON-OFF 220V AC Power Supply*	**D** *Doulbe*	**A** *Optical Module A*	**27** *2700K* **30** *3000K* **40** *4000K*	**BK** *Black* **BZ** *Bronze*

Example : EBA708-10EL-DA30BZ

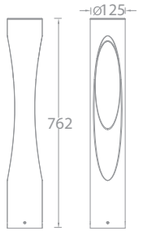

Model	Height (mm)	Power (W)	Max Lumens (lm)	Control Systems	Beam Direction	Module	CCT	Finish
EBA808-10	*762*	*10(Max)*	*283*	**EL** *ON-OFF 220V AC Power Supply*	**D** *Doulbe*	**A** *Optical Module A*	**27** *2700K* **30** *3000K* **40** *4000K*	**BK** *Black* **BZ** *Bronze*

Example : EBA808-10EL-DA30BZ

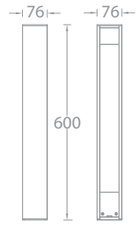

Model	Height (mm)	Power (W)	Max Lumens (lm)	Control Systems	Beam Direction	Module	CCT	Finish
EBA406-06	*600*	*5(Max)*	*119*	**EL** *ON-OFF 220V AC Power Supply*	**D** *Double*	**A** *Optical Module A*	**27** *2700K* **30** *3000K* **40** *4000K*	**BK** *Black* **BZ** *Bronze*

Example : EBA406-06EL-DA30BZ

Light Distribution

EBA708-10

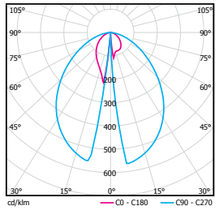

EBA808-10

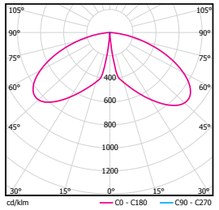

EBA406-06

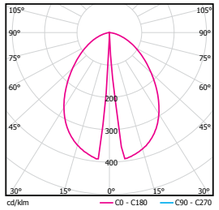

LED BOLLARD



LINEAR



QUAD

Specifications

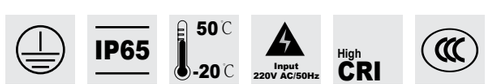

- Body Material: Highly durable extruded aluminum
- Optical System: Frosted tempered glass
- Finish: Environmentally safe powder coat
- Accessories/Brackets: Stainless steel mounting base

- LED Type:High Power LED(EBA206)
  SMD(EBA306)
- LED Wattage, CCT, Lumen Output: EBA206 5W 3000K 520lm
  EBA306 5W 3000K 500lm
- LED Lifetime: >50,000h-L70 /B10-Ta25℃ (LM-80/TM-21)
- LED Color Consistency: 3 SDCM
- Net Weight: 2.0Kg /2.6Kg

Product Features/Optics



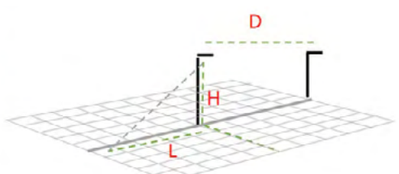

The Type B Optical System can make the light emitted by the luminaire diverge along both sides, and the illumination range is farther in length, which is mostly suitable for park trails, pathways and garden spaces.

Product Parameters

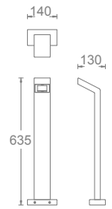

Model	Height (mm)	Power (W)	Max Lumens (lm)	Control Systems	Beam Direction	Module	CCT	Finish
EBA206-06	*635*	*5(Max)*	*348*	**EL** *ON-OFF 220V AC Power Supply*	**S** *Single*	**B** *Optical Module B*	**27** *2700K* **30** *3000K* **40** *4000K*	**BK** *Black* **BZ** *Bronze*

Example : EBA206-06EL-SB30BZ

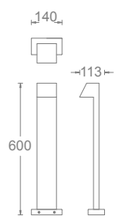

Model	Height (mm)	Power (W)	Max Lumens (lm)	Control Systems	Beam Direction	Module	CCT	Finish
EBA306-06	*635*	*5(Max)*	*199*	**EL** *ON-OFF 220V AC Power Supply*	**S** *Single*	**B** *Optical Module B*	**27** *2700K* **30** *3000K* **40** *4000K*	**BK** *Black* **BZ** *Bronze*

Example : EBA306-06EL-SB30BZ

Light Distribution

EBA206-06

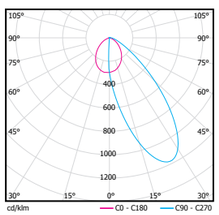

EBA808-10

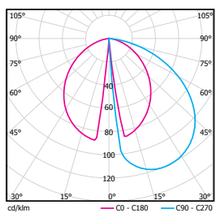

LED BOLLARD



CHAMBER



CANOPY



MUSHROOM

Specifications



- Body Material: Highly durable extruded aluminum
- Optical System: Frosted tempered glass
  MicroLattice® Optical System(EBM104/EBM106)
- Finish: Environmentally safe powder coat
- Adjustable Angle: 0° -330° horizontal rotation(EBM104/EBM106)
- LED Type: SMD
  High Power LED(EBM104/EBM106)
- LED Wattage, CCT, Lumen Output: EBA508 10W 3000K 1248lm
  EBA106 6W 3000K 520lm
  EBA104 8W 3000K 658lm
- LED Lifetime: >50,000h-L70 /B10-Ta25℃ (LM-80/TM-21)
- LED Color Consistency: 3 SDCM
- Net Weight: 4.3Kg / 1.1Kg / 1.7Kg

Product Features/Optics



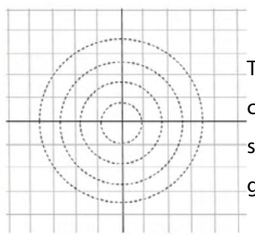

The light output of type C Optical System is in circular distribution, which can be applied to large space areas requiring accenting gardens and other green spaces

Product Parameters

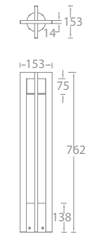

Model	Height (mm)	Power (W)	Max Lumens (lm)	Control Systems	Beam Direction	Module	CCT	Finish
EBA508-10	*762*	*10(Max)*	*530*	**EL** *ON-OFF 220V AC Power Supply*	**C** *Circle*	**C** *Optical Module C*	**27** *2700K* **30** *3000K* **40** *4000K*	**BK** *Black* **BZ** *Bronze*

Example : EBA508-10EL-CC30BZ

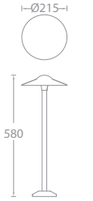

Model	Height (mm)	Power (W)	Max Lumens (lm)	Control Systems	Beam Direction	Module	CCT	Finish
EBA106-06	*580*	*6(Max)*	*298*	**EL** *ON-OFF 220V AC Power Supply*	**C** *Circle*	**C** *Optical Module C*	**27** *2700K* **30** *3000K* **40** *4000K*	**BK** *Black* **BZ** *Bronze*

Example : EBA106-06EL-CC30BZ

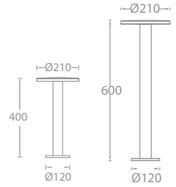

Model	Height (mm)	Power (W)	Max Lumens (lm)	Control Systems	Beam Direction	Module	CCT	Finish
EBM104	*400*	*8(Max)*	*527*	**EL** *ON-OFF 220V AC Power Supply*	**S** *Signe*	**C** *Optical Module C*	**27** *2700K* **30** *3000K* **40** *4000K*	**WT** *White* **BK** *Black* **BZ** *Bronz*
EBM106	*600*	*8(Max)*	*527*	**EL** *ON-OFF 220V AC Power Supply*	**S** *Signe*	**C** *Optical Module C*	**27** *2700K* **30** *3000K* **40** *4000K*	**WT** *White* **BK** *Black* **BZ** *Bronz*

Example : EBM104-08EL-SC30BK

Light Distribution

EBA508-10

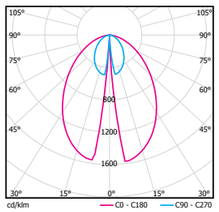

EBA106-06

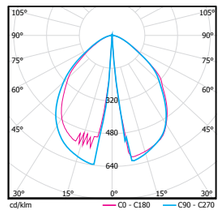

EBM106-08

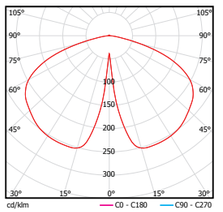

LED BOLLARD



TOWER

Product Parameters

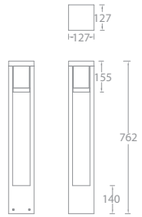

Model	Height (mm)	Power (W)	Max Lumens (lm)	Control Systems	Beam Direction	Module	CCT	Finish
EBA608-10	*762*	*10(Max)*	*570*	**EL** *ON-OFF 220V AC Power Supply*	**C** *Circle*	**D** *Optical Module D*	**27** *2700K* **30** *3000K* **40** *4000K*	**BK** *Black* **BZ** *Bronze*

Example : EBA608-10EL-CD30BZ

Specifications



- Body Material: Highly durable extruded aluminum
- Optical System: Frosted tempered glass
- Finish: Environmentally safe powder coat
- Accessories/Brackets: Stainless steel mounting base
- LED Type: SMD
- LED Wattage, CCT, Lumen Output: 10W 3000K 1248lm
- LED Lifetime: >50,000h-L70 /B10-Ta25℃ (LM-80/TM-21)
- LED Color Consistency: 3 SDCM
- Net Weight: 4.3Kg

Light Distribution

EBA608

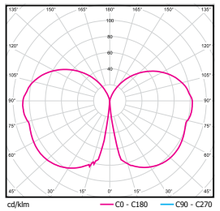

Product Features/Optics



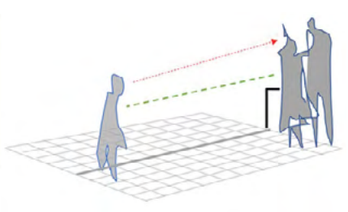

Type D optics are more of a humanized design. While radiating downward along the horizontal line, some light will radiate upward, which can illuminate the facial expressions of surrounding pedestrians in a dark environment. The best light pattern choice for walking trail areas.

LED TUNNEL LIGHTS



TUNNEL

683





LED TUNNEL LIGHTS

IP65 rated high performance lighting solutions are engineered with advanced technology for a broad range of tunnel environments. Designed and engineered to the highest standards, these luminaires have passed stringent aerodynamic tests to withstand the most demanding tunnel environments, including those that enable high speed trains to move at 300 kilometers per hour. These tunnel luminaires have also passed tests for vibration and salt spray.

TUNNEL



Product Parameters

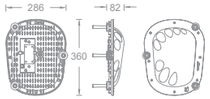

Model	Max Lumens (lm)	Power (W)		Control Systems		Finish	
TTL011	*1500*	**LD25**	*LED 25*	**E**	*LED Driver (220V/50Hz)*	**BK**	*Black*

Example : TTL011-LD25E-BK

Specifications

IP66 · Input 220V AC/50Hz

- Die-cast aluminum housing includes waterproof sealed enclosure
- Tested in wind tunnels and to withstand vibration and salt spray
- High impact PMMA Lens shields against UV radiation and corrosion
- Sleek, streamlined design
- Asymmetric beam distribution
- Various mounting options
- IP65 rated for harsh exterior and interior environments

Light Distribution

TTL011

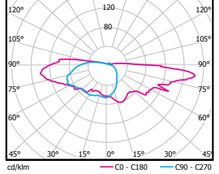

CONTROL SYSTEMS



WYM-500 688



WYM-500 689



WDSP-01-08PT 690



WIRING SCHEMATIC DIAGRAM 693

CONTROL SYSTEMS

Lighting Control Systems provide an intelligent network of devices designed to control our luminaires. These systems include various protocols with color changing technology, photocell and occupancy sensors, scheduling capabilities integrated with building systems, and emergency battery backup devices. All are engineered with advanced technology for reliable quality, high load capacity, safety and security.

Lishui Residents' Home
Nanjing, Jiangsu Province

WYM-500



Specifications

- Off-line master controller processes output for up to 120,000 individual LED nodes
- SD card features easy storage of various program effects
- Remote unit for easy and convenient control
- Offers off-line scheduling, precise illumination selection, full brightness control, white light adjustment, color changing speed adjustment, and RGBW lighting control
- Controls all WAC architectural exterior luminaires
- Engineered with advanced technology, reliable quality and high load capacity

Product Parameters

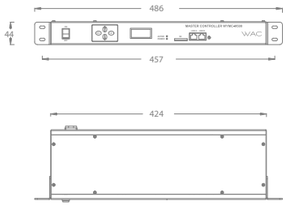

Input Voltage	*220V AC*
Power Supply	*15W*
Dimensions	*486mm*x*137mm*x*44mm*
Protection Rating	*IP20*
Operating Temperature	*0°-40°*

WYSC-M95



Specifications

- The output of the controller uses protocols of standard USITT DMX512/1990
- Ethernet interface and UDP networking protocol are applied with a maximum transmission range of 100m
- 120Hz refresh rate ensures the stability of frames
- 512 level includes three primary colors and independent brightness control so that the accurate adjustment of white balance becomes more simple and effective
- The module timely displays the controller parameters and status
- Convenient to network between controllers with two network terminals on each controller
- Synchronic control mode- offline player could be added externally
- Operate according to user needs
- 8 output ports with controlled pixel points could reach up to 170 (512 DMX channel)
- Controls all WAC architectural exterior luminaires
- Engineered with advanced technology, reliable quality and high load capacity

Product Parameters

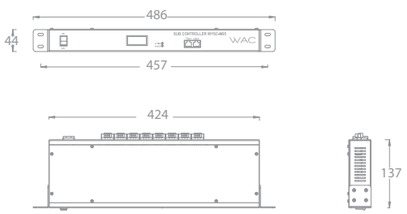

Input Voltage	*220V AC*
Power Supply	*15W*
Dimensions	*486mm*x*137mm*x*44mm*
Protection Rating	*IP20*
Operating Temperature	*0°-40°*

WDSP-01-80PT



Specifications

- The splitter could reshape and enlarge signal when the DMX512 signal descends after long distance. It has the function of extending signal transmission distance.
- The addressing wire has the function of isolate protection, which protects luminaires and controllers, and improving the success ratio of addressing
- Protocols：Standard DMX512
- Input Voltage：6V-36V DC
- Isolation voltage: 2500V
- Addressing isolation: Magnetic insulation
- Input : Inground wire、Data+(A)、Data-(B)、Addressing Input（Pin）
- Output: Inground wire、Data+(A)、Date-(B)、Addressing Output（Pout）

Product Parameters

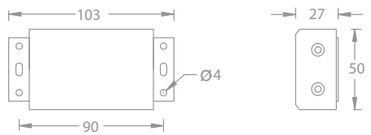

Input Voltage	*6V-36V DC*
Power Supply	*2W*
Dimensions	*103mm x 50mm x 27mm*
Protection Rating	*IP65*
Operating Temperature	*0-40℃*

CONTROL SYSTEMS WIRING SCHEMATIC DIAGRAM

System Wiring DMX

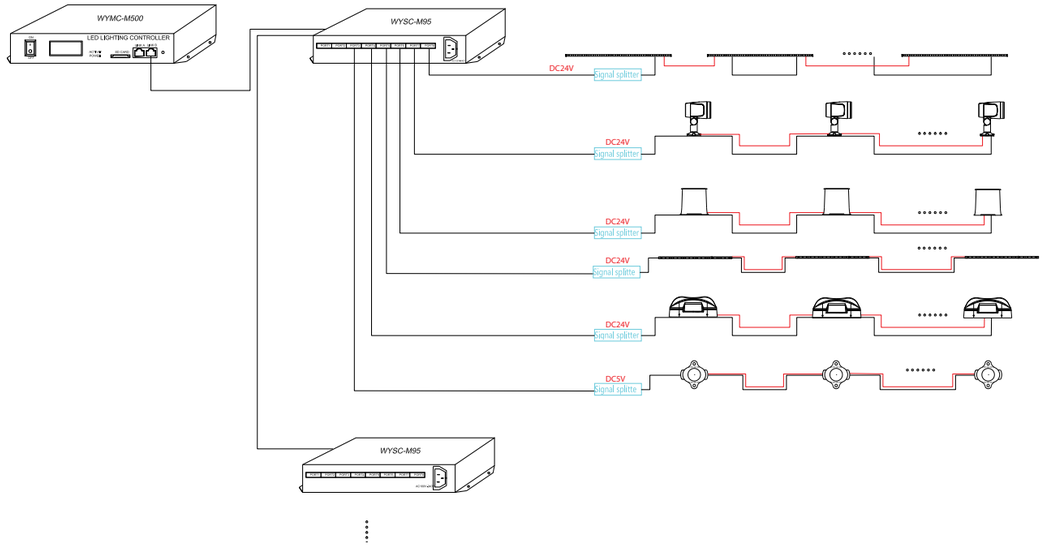

- Diminutive IP65 waterproof junction box is used for cable connections
- Each DMX signal amplifier is limited to 512 pixels (mono color),170 pixels (RGB) or 128 pixels(RGBW)

NanJing La vita
Nanjing, Jiangsu Province

INTERIOR LIGHTING
3-CRICUIT TRACK WIRING SCHEMATIC DIAGRAM

0/1-10V dimming control system (220V AC)

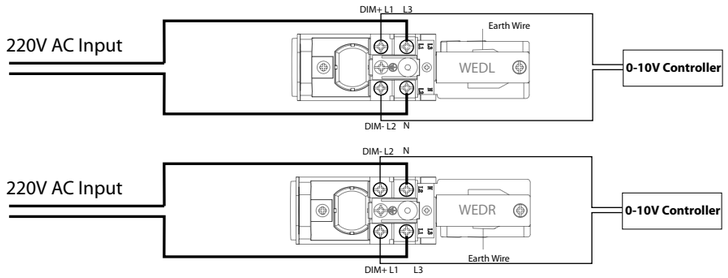

1. Recommend using RVVP 2*1.0 signal wires.
2. The signal is low-voltage input and cannot be connected to 220V AC directly. Wrong connection may damage LED driver and even the whole luminaires.

DALI dimming control system (220V AC))

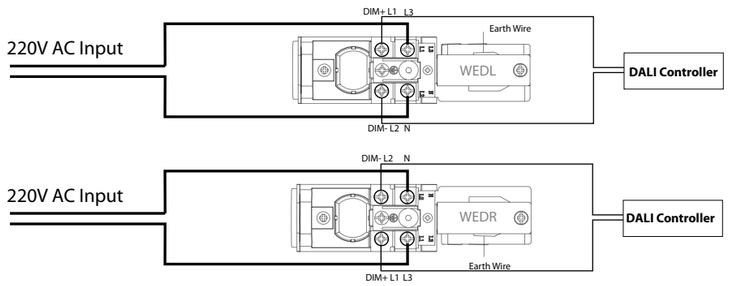

1. Recommend using RVVP 2*1.0 signal wires.
2. The signal is low-voltage input and cannot be connected to 220V AC directly. Wrong connection may damage LED driver and even the whole luminaires.

0/1-10V dimming control system (24V DC)

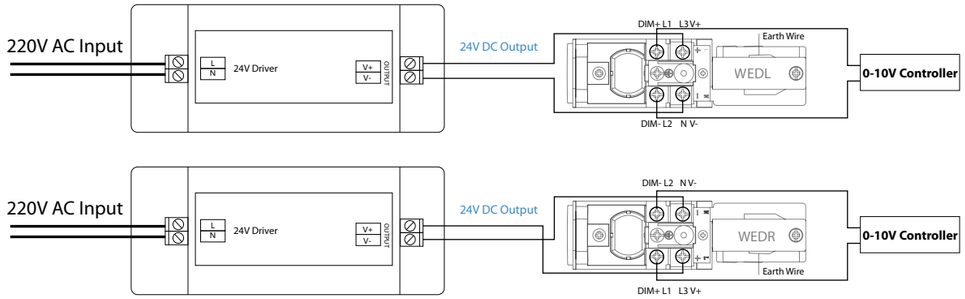

1. Q=Pt*0.8/Ps (Qty of luminares=Power of Driver*0.8/ Power of Single Luminiare.)
2. Recommend using RVVP 2*1.0 signal wires.
3. The signal is low-voltage input and cannot be connected to 220V AC directly. Wrong connection may damage LED driver and even the whole luminaires.

DMX dimming control system (24V DC)

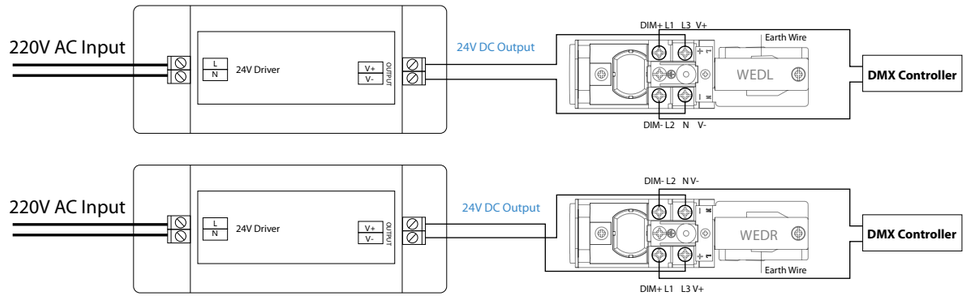

1. Q=Pt*0.8/Ps (Qty of luminares=Power of Driver*0.8/ Power of Single Luminiare.)
2. Recommend using RVVP 2*1.0 signal wires.
3. The signal is low-voltage input and cannot be connected to 220V AC directly. Wrong connection may damage LED driver and even the whole luminaires.

INTERIOR LIGHTING
DOWNLIGHT WIRING SCHEMATIC DIAGRAM

0/1-10V dimming control system (220V AC)

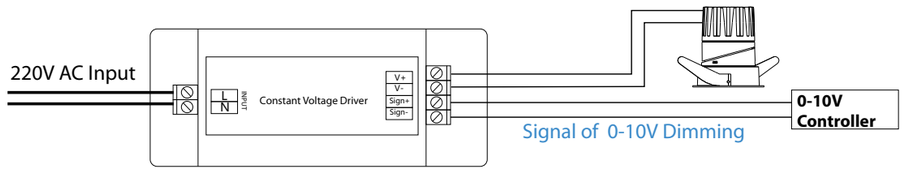

1. Recommend using RVVP 2*1.0 signal wires.
2. The signal is low-voltage input and cannot be connected to 220V AC directly. Wrong connection may damage LED driver and even the whole luminaires.

DALI dimming control system 220V AC))

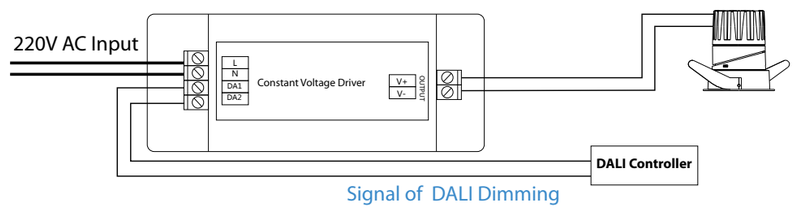

1. Recommend using RVVP 2*1.0 signal wires.
2. The signal is low-voltage input and cannot be connected to 220V AC directly. Wrong connection may damage LED driver and even the whole luminaires.

DMX dimming control system (220V AC)

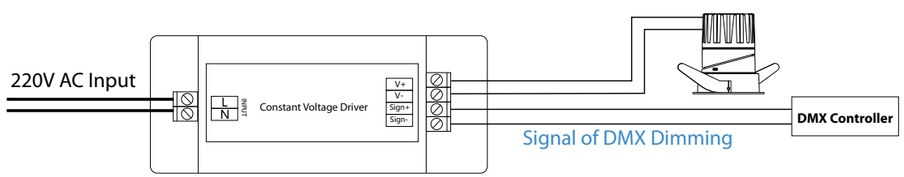

1. Recommend using RVVP 2*1.0 signal wires.
2. The signal is low-voltage input and cannot be connected to 220V AC directly. Wrong connection may damage LED driver and even the whole luminaires.

DALI dimming control system (220V AC Tunnable)

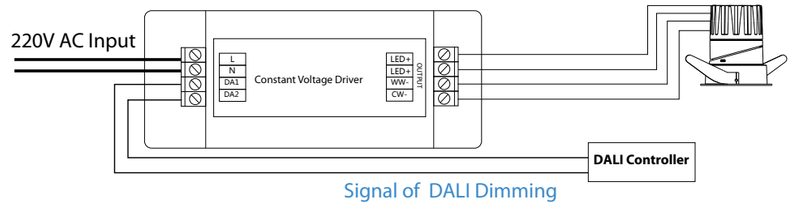

1. Recommend using RVVP 2*1.0 signal wires.
2. The signal is low-voltage input and cannot be connected to 220V AC directly. Wrong connection may damage LED driver and even the whole luminaires.

DMX dimming control system (24V DC))

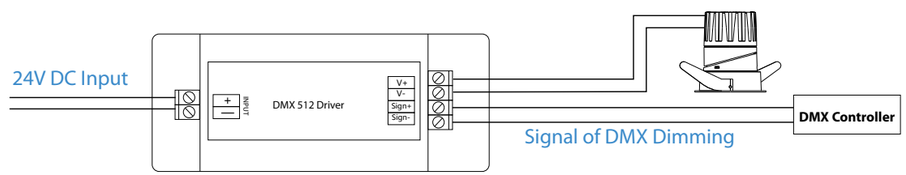

1. Recommend using RVVP 2*1.0 signal wires.
2. The signal is low-voltage input and cannot be connected to 220V AC directly. Wrong connection may damage LED driver and even the whole luminaires.

INTERIOR LIGHTING
TAPE LIGHT WIRING SCHEMATIC DIAGRAM

0/1-10V dimming control system (24V DC)

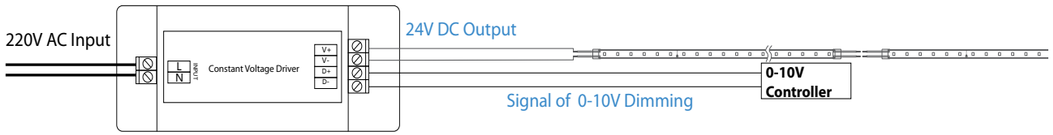

1. Q=Pt*0.8/Ps (Qty of luminares=Power of Driver*0.8/ Power of Single Luminiare.)
2. Recommend using RVVP 2*1.0 signal wires.
3. The signal is low-voltage input and cannot be connected to 220V AC directly. Wrong connection may damage LED driver and even the whole luminaires.

DALI dimming control system (24V DC)

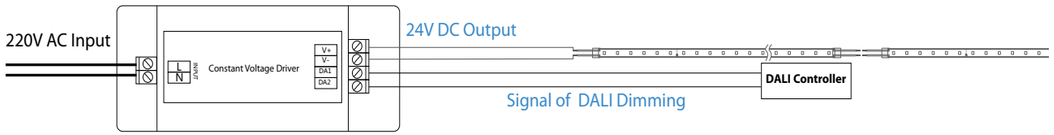

1. Q=Pt*0.8/Ps (Qty of luminares=Power of Driver*0.8/ Power of Single Luminiare.)
2. Recommend using RVVP 2*1.0 signal wires.
3. The signal is low-voltage input and cannot be connected to 220V AC directly. Wrong connection may damage LED driver and even the whole luminaires.

DMX dimming control system (24V DC)

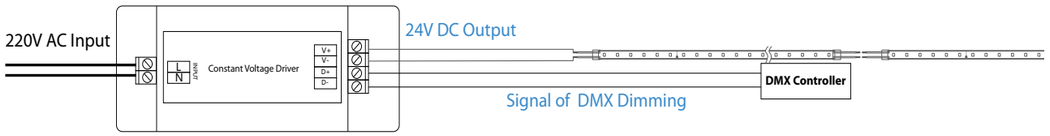

1. Q=Pt*0.8/Ps (Qty of luminares=Power of Driver*0.8/ Power of Single Luminiare.)
2. Recommend using RVVP 2*1.0 signal wires.
3. The signal is low-voltage input and cannot be connected to 220V AC directly. Wrong connection may damage LED driver and even the whole luminaires.



EXTERIOR LIGHTING
LINEAR WIRING SCHEMATIC DIAGRAM

0/1-10V dimming control system (24V DC)

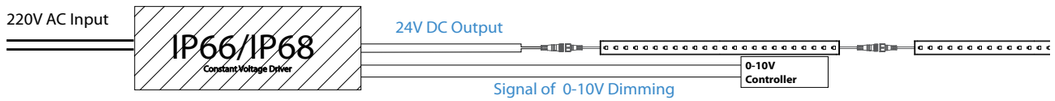

1. Q=Pt*0.8/Ps (Qty of luminares=Power of Driver*0.8/ Power of Single Luminiare.)
2. Recommend using RVVP 2*1.0 signal wires.
3. The signal is low-voltage input and cannot be connected to 220V AC directly. Wrong connection may damage LED driver and even the whole luminaires.
4. Minimum IP65 waterproof connector to be used for cable connections
5. Each power supply circuit is limited to a set of 8 luminaires

DMX dimming control system (24V DC)

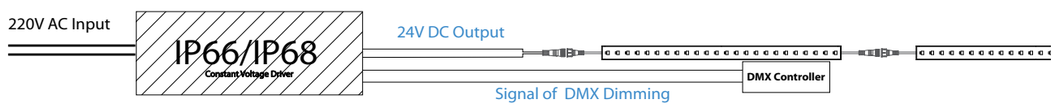

1. Q=Pt*0.8/Ps (Qty of luminares=Power of Driver*0.8/ Power of Single Luminiare.)
2. Recommend using RVVP 2*1.0 signal wires.
3. The signal is low-voltage input and cannot be connected to 220V AC directly. Wrong connection may damage LED driver and even the whole luminaires.
4. Minimum IP65 waterproof connector to be used for cable connections
5. Each power supply circuit is limited to a set of 8 luminaires

Max 700mA Driver control system

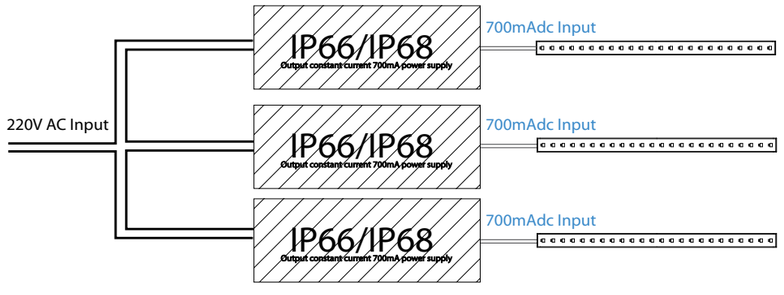

1. Recommend using RVVP 2*1.0 signal wires.
2. The signal is low-voltage input and cannot be connected to 220V AC directly. Wrong connection may damage LED driver and even the whole luminaires.
3. Minimum IP65 waterproof connector to be used for cable connections

EXTERIOR LIGHTING
SPOT WIRING SCHEMATIC DIAGRAM

DMX dimming control system (24V DC)

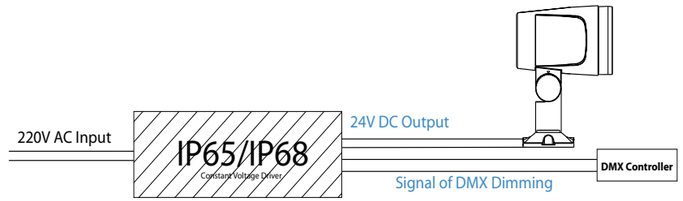

1. Q=Pt*0.8/Ps (Qty of luminares=Power of Driver*0.8/ Power of Single Luminiare.)
2. Recommend using RVVP 2*1.0 signal wires.
3. The signal is low-voltage input and cannot be connected to 220V AC directly. Wrong connection may damage LED driver and even the whole luminaires.

EXTERIOR LIGHTING
MARKER WIRING SCHEMATIC DIAGRAM

DMX dimming control system (5V DC)

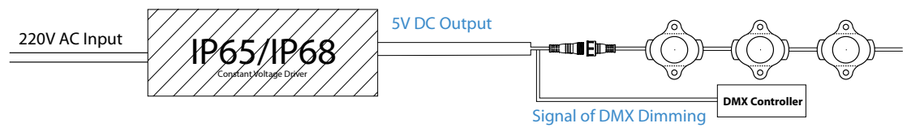

1. Q=Pt*0.8/Ps (Qty of luminares=Power of Driver*0.8/ Power of Single Luminiare.)
2. Recommend using RVVP 2*1.0 signal wires.
3. The signal is low-voltage input and cannot be connected to 220V AC directly. Wrong connection may damage LED driver and even the whole luminaires.

DMX dimming control system (24V DC)

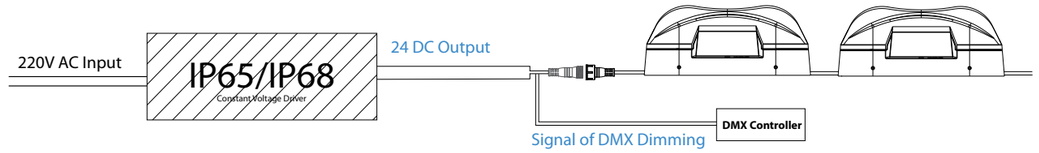

1. Q=Pt*0.8/Ps (Qty of luminares=Power of Driver*0.8/ Power of Single Luminiare.)
2. Recommend using RVVP 2*1.0 signal wires.
3. The signal is low-voltage input and cannot be connected to 220V AC directly. Wrong connection may damage LED driver and even the whole luminaires.

TAPE LIGHT WIRING SCHEMATIC DIAGRAM

0/1-10V dimming control system (24V DC)

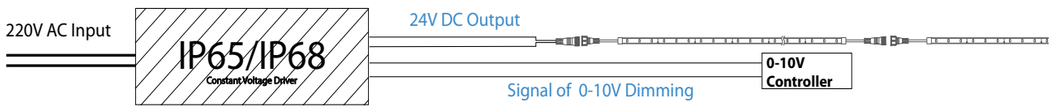

1. Q=Pt*0.8/Ps (Qty of luminares=Power of Driver*0.8/ Power of Single Luminiare.)
2. Recommend using RVVP 2*1.0 signal wires.
3. The signal is low-voltage input and cannot be connected to 220V AC directly. Wrong connection may damage LED driver and even the whole luminaires.

DALI dimming control system (24V DC)

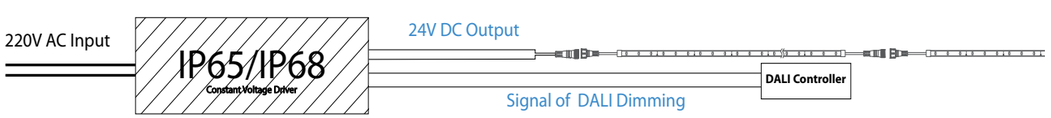

1. Q=Pt*0.8/Ps (Qty of luminares=Power of Driver*0.8/ Power of Single Luminiare.)
2. Recommend using RVVP 2*1.0 signal wires.
3. The signal is low-voltage input and cannot be connected to 220V AC directly. Wrong connection may damage LED driver and even the whole luminaires.

DMX dimming control system (24V DC)

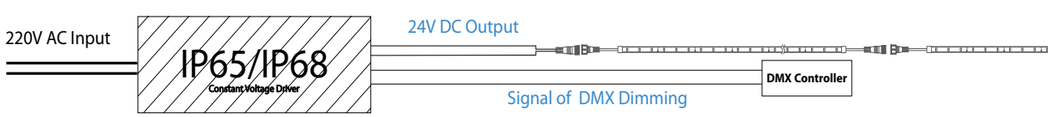

1. Q=Pt*0.8/Ps (Qty of luminares=Power of Driver*0.8/ Power of Single Luminiare.)
2. Recommend using RVVP 2*1.0 signal wires.
3. The signal is low-voltage input and cannot be connected to 220V AC directly. Wrong connection may damage LED driver and even the whole luminaires.

0/1-10V dimming control system (12V DC)

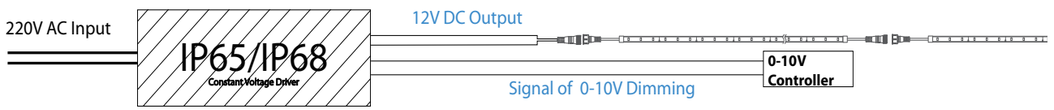

1. Q=Pt*0.8/Ps (Qty of luminares=Power of Driver*0.8/ Power of Single Luminiare.)
2. Recommend using RVVP 2*1.0 signal wires.
3. The signal is low-voltage input and cannot be connected to 220V AC directly. Wrong connection may damage LED driver and even the whole luminaires.

DALI dimming control system (12V DC)

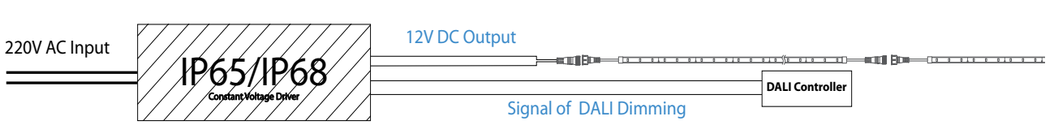

1. Q=Pt*0.8/Ps (Qty of luminares=Power of Driver*0.8/ Power of Single Luminiare.)
2. Recommend using RVVP 2*1.0 signal wires.
3. The signal is low-voltage input and cannot be connected to 220V AC directly. Wrong connection may damage LED driver and even the whole luminaires.

DMX dimming control system (12V DC)

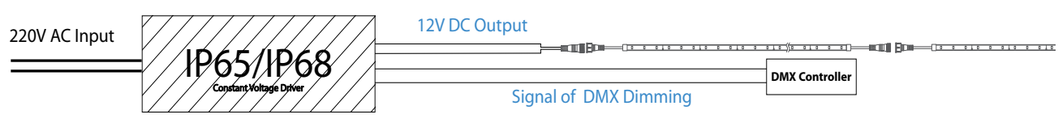

1. Q=Pt*0.8/Ps (Qty of luminares=Power of Driver*0.8/ Power of Single Luminiare.)
2. Recommend using RVVP 2*1.0 signal wires.
3. The signal is low-voltage input and cannot be connected to 220V AC directly. Wrong connection may damage LED driver and even the whole luminaires.

EXTERIOR LIGHTING
IN-GROUND WIRING SCHEMATIC DIAGRAM

DMX dimming control system (24V AC)

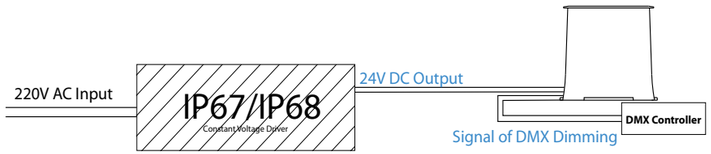

1. Q=Pt*0.8/Ps (Qty of luminares=Power of Driver*0.8/ Power of Single Luminiare.)
2. Recommend using e RVVP 2*1.0 signal wires.
3. The signal is low-voltage input and cannot be connected to 220V AC directly. Wrong connection may damage LED driver and even the whole luminaires.

CLASS I

CLASS II

CLASS III

Ambient Temperature
–20℃ –50℃

Ambient Temperature
–20℃ –40℃

Dimmable Luminaires

DMX512 Protocol Compatible

DALI Compatible

High CRI
(Ra>90)

Input Voltage
220V AC/50Hz

Input Voltage
100V–240V AC 50/60Hz

Low Voltage Input
12V DC

Low Voltage Input
24V DC

Low Voltage Input
24V AC/DC

Low Voltage Input
48V DC

Low Voltage Input
5V DC

CCC Certified

CQC Certified

IK Rated

IK Rated

IK Rated

Static Load

IP Rated

IP Rated

IP Rated

IP Rated

IP Rated

Invention Patented SUBROSA®
Glare–free Optical System

Patented LiteBrush® Optical System

Patented MicroLattice® Optical System

Adjustable color temperature

Infi–Power
Electrical System

D
DDG21 292
DDG25 294
DDG31 292
DDG35 294
DDP21-LD08E 236
DDP31 236
DDP51 236
DDT11-LD02 192
DDT11-LD05 192
DDT15-LD02 210
DDT15-LD05 210
DDT21 202
DDT25 220
DDT31 202
DDT35 220
DDT41 202
DDT45 220
DDT51 203
DDT55 221
DDT61 203
DDT65 221
DDT69 226
DLG21 290
DLG31 290
DLH31 282
DLH32 282
DLH35 284
DLH36 284
DLN21 248
DLN22 252
DLN25 256
DLN26 260
DLN31 248
DLN32 252
DLN33 272
DLN34 272
DLN35 256
DLN36 260
DLN37 272
DLN38 272
DLN42 252
DLN43 276
DLN44 276
DLN45 256
DLN46 260
DLN47 276
DLN48 277
DLP11 236
DLP13 230
DLP13-LD06 230
DLP23 230
DLP33 230
DLP33-LM14M 234
DLP43 230
DLP43-LD24M 234
DLP53-LM32 230
DLT01 192
DLT05 210
DLT21 196
DLT25-LD08 214
DLT31 196
DLT35 214
DLT41 196
DLT45 214
DLT51 197
DLT55 215
DLT61 197
DLT65 215
DWP21 240
DWP31 240
DWP31-LD14M 244
DWP41 240
DWP41-LD24M 244
DWP51 240
DWT41 208
E
EBA106-06 676
EBA206-06 674
EBA306-06 674
EBA406-06 672
EBA508-10 676
EBA608-10 678
EBA708-10 672
EBA808-10 672
EBM104 676
ED310-15MT 638
EDM1 646
EDW1 642
EDW2 644
EF1L24-056 490
EF1S12-028 490
EIL1-RC050 556
EIL2-CC-CT002F 550
EIL2-CC-CT002M 550
EIL2-PC-CT002F 550
EIL2-PC-CT002M 550
EIL2-RC050-BK 550
EIL2-RC050-GY 550
EIL2-RC059-BK 550
EIL2-RC059-GY 550
EIL2-RC100-BK 550
EIL2-RC100-GY 550
EIL205-06 548
EIL210-12 548
EIL305-12 552
EIL310-24 552
EIL4-GH025 556
EIL4-GH050 556
EIL4-GH100 556
EIL4-HC025 556
EIL4-HC050 556
EIL4-HC100 556
EIL4-RC025 556
EIL403 554
EIL405 554
EIL410 554
EIR1M 538
EIR1MF-RC002 541
EIR1MT-BEL001 540
EIR1MT-HCL001 540
EIR1MT-RC001 541
EIR1MT-RC002 541
EIR1N 538
EIR1NT-RC001 541,546
EIR1NT-RC002 541
EIR1NT-SC001 540,546
EIR1S 538
EIR1SF-RC001 541
EIR1SF-RC002 541
EIR1ST-BEL001 540,541
EIR1ST-RC001 541
EIR1ST-RC002 541
EIR5LA-40 530
EIR5M 509
EIR5MA-16EL 529
EIR5MF-RC001 514,520,525
EIR5NA-08EL 528
EIR5NF-RC001 514,520,525
EIR5SA-12EL 529
EIR5SF-RC001 514,520,525
EIR5T 508
EIR5TA-06EL 528
EIR5TF-RC001 514,520,525
EIR6M 509
EIR6MA-16EL 529
EIR6N 508
EIR6NA-08EL 528
EIR6S 509
EIR6SA-12EL 510,529
EIR6T 508
EIR6TA-06EL 528
EIR7M 517,522
EIR7N 516,522
EIR7S 517,522
EIR7T 516,522
EIR8M 517
EIR8N 516
EIR8S 517
EIR8T 516
EIR9NF-RC001 506
EIR9TF-RC001 506
EIS1N 544
EIS1S 544
EIS1SF-RC001 546
EIS1ST-BEL001 546
EIS1ST-HCL001 546
EIS1ST-RC001 546
ELC3-SC-CT002F 438,442,550
ELC3-SC-CT002M 438,442,550
ELC503-03 412
ELC505-06 412
ELC510-12 412
ELC7-AB001 416
ELC7-FB001 416
ELC703-03 414
ELC705-06 414
ELC710-12 414
ELC8-CB12025-BK 420
ELC8-CB12050-BK 420
ELC803-03 419
ELC805-06 419
ELC810-12 419
ELD103-03 422
ELD105-06 422
ELD110-12 422
ELD203-04 423
ELD205-08 423
ELD210-16 423
ELD303-05 424
ELD305-10 424
ELD310-20 424
ELF5-CC-CT002F 416,420
ELF5-CC-CT002M 416,420
ELF5-PC-CT002F 416,420
ELF5-PC-CT002M 416,420
ELS205-28 436
ELS210-56 436
ELV103-07 446
ELV106-14 446
ELV109-21 446
ELV112-28 446
ELV203-07 446
ELV206-14 446
ELV209-21 446
ELV212-28 446
ELW503-14 444
ELW505-28 444
ELW510-56 444
EP1LI-49 452
EP1MI-29 452
EP1NI-08 452
EP1SI-19 452
EP1TI-03 452
EP2MI-25 468
EP2NI-07 468
EP2SI-10 468
EP3LI-40 464
EP3MI-20 464
EP3NI-07 464
EP4LI-54 460
EP4MI-30 460
EP4NI-10 460
EP4SI-20 460
EP8MI-25 472
EP9LI-68 476
EP9MI-47 476
EP9NI-18 476
EP9SI-32 476
ER1M 582
ER1SA 582
ER22F 568
ER24F 568
ER25F 568
ER301F-08EL 562
ER303F-16EL 562
ER305F-32EL 562
ER44A-13 576
ER45A-18 576
ER46A-33 576
ES2M 600
ES2S 600
ES301G 596
ES303G 596
ES304G 596
ES3M 592
ES3N 588,592
ES3S 592
EU1S-07 666
EW1M 606
EW1MD-72 606
EW1N 508,606,630,632
EW1ND-32 606
EW1S 606
EW1SD-54 606
EW2MD-72 608
EW2MS-36 608
EW2SD-54 608
EW2SS 608
EW3C 612
EW403C 610
EWA602-10 614
EWM102-08 616
EWM202-05 616
F
FLSE-015-M 630
FLSG 628
FLSV 622,624
FO-B01D 183
FO-BP01D 183
FO-H01 184
FO-H02 184
FO-H03 184
FO-H04 184
FO-I01LED 183
J
JBXLE 112
JFLX 112
JI 111
JI-DEC 112
JI-PWR 111
JL-LEFT 111
JL-RIGHT 111
JL15F 104
JL15H 98
JL16F 104
JL16H 98
JL17F 104
JL17H 98
JLE 111
JMP 112
JT 112
JT1M 111
JT2M 111
JT3M 111
JX 112
L
LED-P45-2448 382
LED-P80-2448 382
LED-P90-2448 382
LED-TCE 382,386
LENS-111-BEL-SW 54,62
LENS-111-BSL 54,62
LENS-111-CRL-C 54,62
LENS-111-FR 54,62
LENS-111-HCL 54,62
LENS-111-LCM-SW 54,62
LENS-111-SNOOT 54,62
LENS-16-BEL-C 50,54,62,74,106,120,132
LENS-16-BSL-SW 50,54,62,74,106,120,132
LENS-16-CRL 50,54,62,120
LENS-16-FR 50,54,62,74,106,120,132
LENS-16-HCL .50,54,62,74,106,120,132
LENS-16-HCM 50,54,62,70,102,120,128
LENS-16-SNOOT 50,54,62,74,106,120,132
LENS-20-HCL 74,106,132
LENS-20-SNOOT 74,106,132
LENS-25-BEL-SW 44,50,54,62,120
LENS-25-BSL 44,50,54,62,120
LENS-25-FR-SW 44,50,54,62,120
LENS-25-HCL 44,50,54,62,70,102,120,128
LENS-25-LCM-SW 44,50,54,62,120
LENS-25-SNOOT-SW ...44,50,54,62,120
LENS-25P-CRL-BK 44,50,54,62,120
LENS-73-BD 70,74,78,102,106,110,128,132,136
LENS-73-BEL 74,106,132
LENS-73-BSL 74,106,132
LENS-73-FR 74,106,132
LENS-73-HCL 74,106,132
LENS-73-HCM 70,102,128
LENS-DDT31-BEL 206
LENS-DDT31-HCL 206
LENS-DDT41-BEL 206,224
LENS-DDT41-HCL 206,224
LENS-DLT21-BEL 206
LENS-DLT21-HCL 206
LENS-DLT51-BEL 206,224
LENS-DLT51-HCL 206,224
LENS-DLT61-BEL 206,224
LENS-DLT61-HCL 206,224
LENS-SDL22-BEM 308
LENS-SDL22-HCM 308
LENS-SDL32-BEM 308
LENS-SDL32-HCM 308
LENS-SDL42-BEM 308
LENS-SDL42-HCM 308
LENS-SDL52-BEM 308
LENS-SDL52-HCM 308

LENS-SR51WLD06-BD 146,148
LENS-SR51WLD06-HCM 146,148
LENS-SR51WLD12-BD 146,148
LENS-SR51WLD12-HCM 146,148
LENS-SR51WLD18-BD 146,148
LENS-SR51WLD18-HCM 146,148
LENS-TL15H-FIX 70,102,128
LENS-TL15H-MIX 70,102,128
LENS-TL15H-SNOOT-B 70,102,128
LENS-TL15H-SNOOT-W 70,102,128
LENS-TL15H-WOF 70,102,128
LENS-TL15H-WW 70,102,128
LENS-TL16H-FIX 70,102,128
LENS-TL16H-MIX 70,102,128
LENS-TL16H-SNOOT-B 70,102,128
LENS-TL16H-SNOOT-W 70,102,128
LENS-TL16H-WOF 70,102,128
LENS-TL16H-WW 70,102,128
LENS-TL17H-FIX 70,102,128
LENS-TL17H-MIX 70,102,128
LENS-TL17H-SNOOT-B 70,102,128
LENS-TL17H-SNOOT-W 70,102,128
LENS-TL17H-WOF 70,102,128
LENS-TL17H-WW 70,102,128
LENS-TL35-BD-BK 38
LENS-TL35-BD-WT 38
LENS-TL35-C1BK 38
LENS-TL35-C2BK 38
LENS-TL35-C3BK 38
LENS-TL35-C5BK 38
LENS-TL35-CFBK 38
LENS-TL35-EEWT 38
LENS-TL35-HCM 38
LENS-TL35-HSWT 38
LENS-TL35-LLWT 38
LENS-TL35-MMWT 38
LENS-TL35-PFWT 38
LENS-TL35-RGWT 38
LENS-TL35-SNOOT-B 38
LENS-TL35-SNOOT-W 38
LENS-TL35-SSWT 38
LENS-TL35-WWWT 38
LENS-TL36-BD-BK 38
LENS-TL36-BD-WT 38
LENS-TL36-C1BK 38
LENS-TL36-C2BK 38
LENS-TL36-C3BK 38
LENS-TL36-C5BK 38
LENS-TL36-CFBK 38
LENS-TL36-EEWT 38
LENS-TL36-HCM 38
LENS-TL36-HSWT 38
LENS-TL36-LLWT 38
LENS-TL36-MMWT 38
LENS-TL36-PFWT 38
LENS-TL36-RGWT 38
LENS-TL36-SNOOT-B 38
LENS-TL36-SNOOT-W 38
LENS-TL36-SSWT 38
LENS-TL36-WWWT 38
LENS-TL37-BD-BK 38
LENS-TL37-BD-WT 38
LENS-TL37-C1BK 38
LENS-TL37-C2BK 38
LENS-TL37-C3BK 38
LENS-TL37-C5BK 38
LENS-TL37-CFBK 38
LENS-TL37-EEWT 38
LENS-TL37-HCM 38
LENS-TL37-HSWT 38
LENS-TL37-LLWT 38
LENS-TL37-MMWT 38
LENS-TL37-PFWT 38
LENS-TL37-RGWT 38
LENS-TL37-SNOOT-B 38
LENS-TL37-SNOOT-W 38
LENS-TL37-SSWT 38
LENS-TL37-WWWT 38
LENS-TL38 -CFBK 38
LENS-TL38-BD-BK 38
LENS-TL38-BD-WT 38
LENS-TL38-C1BK 38
LENS-TL38-C2BK 38
LENS-TL38-C3BK 38
LENS-TL38-C5BK 38
LENS-TL38-EEWT 38
LENS-TL38-HCM 38
LENS-TL38-HSWT 38
LENS-TL38-LLWT 38
LENS-TL38-MMWT 38
LENS-TL38-PFWT 38
LENS-TL38-RGWT 38
LENS-TL38-SNOOT-B 38
LENS-TL38-SNOOT-W 38
LENS-TL38-SSWT 38
LENS-TL38-WWWT 38
LENS-TL56F-GOBO 83,162
LENS-TL57F-F-BK 83
LENS-TL57F-F-WT 83
LENS-TL57F-GOBO 83
LENS-TL57F-R 83
LENS-TL57F-R-BK 83
LENS-TL57F-R-WT 83
LENS-TL61-BD 14,23
LENS-TL71S
-"TYP." 18
LENS-TL71S-1060D 10
LENS-TL71S-10D 10
LENS-TL71S-20D 10
LENS-TL71S-30D 10
LENS-TL71S-40D 10
LENS-TL71S-55D 10
LENS-TL71S-BD 10,14,18,23
LENS-TL71S-BEL 10,18
LENS-TL71S-BSL 10,18
LENS-TL71S-FR 10,18
LENS-TL71S-HCM 10,18
LENS-TL71S-WW 10,18
LENS-TL71W-SUBROSA 14,23
LENS-TL72S
-"TYP." 10,18
LENS-TL72S-BD 10,14,18,23
LENS-TL72S-BEL 10,18
LENS-TL72S-BSL 10,18
LENS-TL72S-FR 10,18
LENS-TL72S-HCM 10,18
LENS-TL72S-WW 10,18
LENS-TL72W-SUBROSA 14,23
LENS-TL73S
-"TYP." 10,18
LENS-TL73S-BD 10,14,18,23
LENS-TL73S-BEL 10,18
LENS-TL73S-BSL 10,18
LENS-TL73S-FR 10,18
LENS-TL73S-HCM 10,18
LENS-TL73S-WW 10,18
LENS-TL73W-SUBROSA 14,23
LGAR5 324,325
LGAS6 358
LLBPE-LD64B 314
LLBPX-LD50D 314
M
ME15F 130
ME15H 124
ME16F 130
ME16H 124
ME17F 130
ME17H 124
ME21H 118
ME22H 118
ME45F 170
ME46F 170
ME46W 174
ME47F 170
ME48F 170
ME48W 174
MTH35 286
MTH36 286
MTN25 264
MTN26 268
MTN35 264
MTN36 268
MTN45 264
MTN46 268
O
OC4012-30 362,370
OC5512-35 366,374
OGC20211 394
OGC20505 394
OGP20211 404
OGR10303 400
OGR10306 400
OGR10312 400
OGR10606 401
OGR10612 401
OGR20202 396
OGR20205 396
OGR20211 396
OGR20505 397
OGR20511 397
OP4012D-40 362,370
OP4012S-30 362,370
OP5512D-45 366,374
OP5512S-35 366,374
OR140DL 336
OR140DL-11 336
OR140DL-22 336
OR140DL-32 336
OR140WL-11 352
OR140WL-22 352
OR140WL-32 352
OR150AL-06 344
OR150AL-11 344
OR150AL-22 344
OR150AL-32 344
OR165DT-06 332
OR165DT-11 332
OR165DT-22 332
OR165DT-32 332
OR165WT-11 348
OR165WT-22 348
OR165WT-32 348
OR175AT-06 340
OR175AT-11 340
OR175AT-22 340
OR175AT-32 340
OR4012-30 362,370
OR5512-35 366,374
P
PAD-TL58S-WT 44
PART-TL35-A-BK 38
PART-TL35-A-WT 38
PART-TL35-D-BK 38
PART-TL35-D-WT 38
PART-TL36-A-BK 38
PART-TL36-A-WT 38
PART-TL36-D-BK 38
PART-TL36-D-WT 38
PART-TL37-A-BK 38
PART-TL37-A-WT 38
PART-TL37-D-BK 38
PART-TL37-D-WT 38
PART-TL38-A-BK 38
PART-TL38-A-WT 38
PART-TL38-D-BK 38
PART-TL38-D-WT 38
PL45F 178
S
SDL22 306
SDL32 306
SDL42 306
SDL52 306
SL45F 158
SL46WLD03 164
SL47F 158
SL48F 158
SL48S 156
SL48W 164
SL56FLM10 162
SLIR3FLD 142
SLIR3FLM 142
SLIR4F 142
SLIR5FLM 142
SLN32 300
SLN36 300
SLP1 150
SLP2 150
SLS1 152
SLS1-C1-BK 152
SLS1-C3-BK 152
SLS1-LS1-BK 152
SLS1-LS2-BK 152
SR45F 170
SR48W 174
SR51W 146
T
TL-21-BD-SW 50,54,58,62,70,74,78,102,106,110,120,128,132,136
TL-22-BD-SW 50,54,58,62,70,74,102,106,120,128,132
TL-23-BD-SW 54,62
TL15F 72
TL15H 66
TL15S 82
TL15W 76
TL16F 72
TL16H 66
TL16W 76
TL17F 72
TL17H 66
TL17W 76
TL21H 48
TL21W 56
TL22H 48
TL22W 56
TL25H 60
TL25S 52
TL26H 60
TL26S 52
TL27H 60
TL27S 52
TL35SLM 34
TL36SLD 28
TL36SLM 34
TL37SLD 28
TL37SLM 34
TL38SLD 28
TL38SLM 34
TL56F 82
TL58F 42
TL58S 42
TL64H 16
TL64W 20
TL65S 16
TL65W 12,20
TL66S 16
TL66W 12,20
TL67S 16
TL67W 12,20
TL71S 8
TL71W 12
TL72S 8
TL72W 12
TL73S 8
TL73W 12
TTL011 684
W
WCC-RTL-CL 89
WDSP-01-80PT 690
WEC 84
WEC-RT-2 86
WEDL 84
WEDL-RT-2 86
WEDR 84
WEDR-RT-2 86
WFC 85
WIC 85
WIC-RT-2 86
WL100-LD05E 652
WL110 652,654
WL120 652
WL130 652
WL200 654
WL220 654
WL300-LD05E 656
WL310-LD05E 656
WL5105 660
WL5205 660
WLLC 84
WLLC-RT-2 87
WLTC 85
WLTC-RT-2 87
WMED 89
WMFP-48 90
WMFP-96 90
WMIC 88
WMLC 88
WMP 84
WMPC 89
WMSP-12 90,91
WMSP-24 90,91
WMSP-36 90,91
WMSP-48 90,91
WMSP-6 90,91
WMSP-96 90,91
WMST-TB48 90
WMST-TB96 90
WMST-X48 89

WMST-X96 89
WMST-XS48 89
WMST-XS96 89
WMT 88
WMT-RT 88
WMT-TB12 91
WMT-TB24 91
WMT-TB36 91
WMT-TB48 91
WMT-TB6 91
WMT-TB96 91
WMT-X12 90,91
WMT-X24 90,91
WMT-X36 90,91
WMT-X48 90,91
WMT-X6 90,91
WMT-X96 90,91
WMT-XS12 91
WMT-XS24 91
WMT-XS36 91
WMT-XS48 91
WMT-XS6 91
WMT-XS96 91
WMTC 88
WMXC 89
WMXI 88
WPC 84
WRLC 85
WRLC-RT-2 87
WRTC 85
WRTC-RT-2 87
WT1M 84
WT1M-RT-2 86
WT2M 84
WT2M-RT-2 86
WT3M 84
WT3M-RT-2 86
WXC 85
WXC-RT-2 86
WYM-500 688
WYSC-M95 689

China Main Office
WAC Lighting Technology(Shanghai) Co., Ltd.
299-14, Bisheng Road, Zhangjiang
Pudong New District, Shanghai China 201204
Tel: 86.21.33933558

Beijing Office
A-27D Oriental Kenzo Building, Dongcheng District,
Beijing China 100027
Tel: 86.10.58196008

Shenzhen Office
Room 3207, Building 4 , Phase 2 Yungu Industries Park,
No. 2018 Xuegang Road, Longgang District, Shenzhen
Tel: 86.755. 88917358

Chengdu Office
Room 1505, unit 2 Building 1,
No.7 Lingshiguan Road, Chengdu, Sichuan
Tel: 86.28.85912161

Wuhan Office
Building 58 Hanyangzao Cultural-Creative Industry Park,
No.1 North Guishan Road, Hanyang District,Wuhan
Tel: 86.27.82798860

GLOBAL HEADQUARTERS & RESEARCH CENTER
44 Harbor Park Drive
Port Washington, NY 11050
Tel: 1.800-526-2588
Fax: 1.800-526-2585

www.waclighting.com.cn

2024.5