

SHINE PRO CEILING WASH - MODEL: EW3C

WAC LIGHTING

Responsible Lighting®

Wall Luminaires

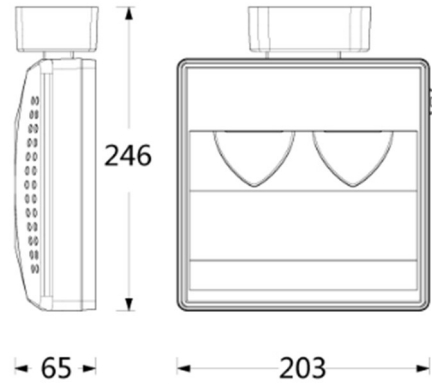
PROJECT:

TYPE:

Product Image



Line Drawing



Product Description

SHINE PRO wall mounted sky wash lamp is more decorative in architectural lighting, using wall mounting, ultra-thin and streamlined design, which is a good combination with the overall space. The lamps are equipped with horizontal and vertical light distribution systems, with the Angle adjustment structure design, excellent optical performance and flexible humanized installation accessories can bring users a perfect light environment experience, suitable for functional lighting in public high space.

Product Features

- **Body Material:** Aluminum die cast lamp body
- **Optical System:** reflector
- **Finish:** electrostatic powder spraying
- **Projection direction:** Vertical $\pm 15^\circ$ adjustment
- **Accessories/brackets:** /
- **Certification:** CCC
- **IP Rating:** IP65
- **Insulation Level:** Class I
- **Operating Temperature:** $-20^\circ\text{C} \sim 50^\circ\text{C}$

Product Specifications

- **LED Type:** COB
- **LED Power:** 39.1W (Max)
- **Source Lm:** 2700K 3564lm; 3000K 3864lm; 4000K 4104lm
- **LED Lifetime:** >50000h-L70 /B10-Ta25°C(LM-80/TM-21)
- **CCT/CRI:** 2700K /3000K /3500K /4000K /5000K, Ra90
- **SDCM:** 3 SDCM (MONO)
- **Input:** 220VC
- **Dimming:** ON-OFF or 0-10V dimming
- **Net Weight:** Approx. 2.6Kg without packaging

Order Model

Model	Comment	Power (W)	LEDs (quantity)	Max Lumens (lm)	Control Systems	Beam	CCT	Finish
EW3	C Ceiling Wash	40 40(Max)	COB	2609	EL ON-OFF	U Washer (1:3) W Washer (1:4.5)	27 2700K	WT White BK Black
					220V AC Power Supply		30 3000K	
					DL 0-10V Dimming		35 3500K	
					220V AC Power Supply		40 4000K	
							50 5000K	

Example: EW3C-40EL-U27BK

Note: The wall washing ratio refers to the ratio of the distance between the lamp and the ceiling and the installation distance between the two lamps, as shown in the installation diagram

WAC Lighting
www.waclighting.com (US)
www.waclighting.com.cn (China)

Headquarters
44 Harbor Park Drive • Port Washington, NY
Phone (516) 515.5000 • Fax (516) 515.5050

WAC Lighting Technology (Shanghai) Co., Ltd
14, Lane 299, Bi Sheng Road, Shanghai 201204
Phone (86.21) 3393.3558 • Fax (86.21) 3362.1598

WAC Lighting reserves the right to periodically design and update products.2023-04-07

SHINE PRO CEILING WASH - MODEL: EW3C

WAC LIGHTING

Responsible Lighting®

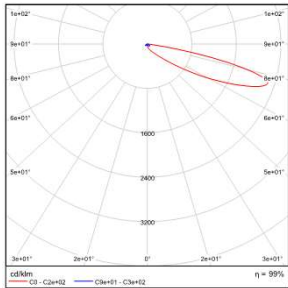
Wall Luminaires

项目名称:

灯位号:

Accessories

配光曲线@3000K数据



型号: EW3C-40EL-U27BK

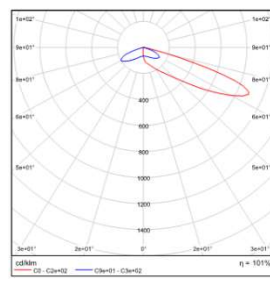
光束角: 18°X100° 偏光72°

系统功率: 41.3W

系统光通量: 2019lm

中心光强: /

系统光效: 49lm/W



型号: EW3C-40EL-W27BK

光束角: 24°X120° 偏光66°

系统功率: 41W

系统光通量: 2609lm

中心光强: /

系统光效: 63.6lm/W



U 型配光



W 型配光