

ACCENT C7 -MODEL: AELC7

Linear Luminaires

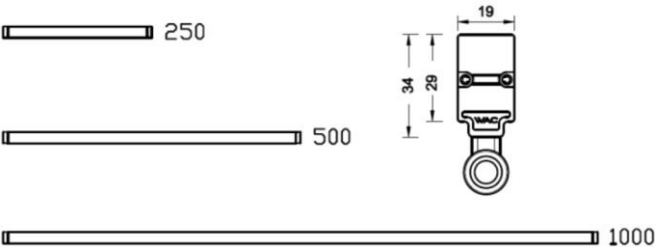
WAC LIGHTING

PROJECT :

TYPE :

Product Image

Line Drawing



Product Description

The BEACON X3 series lighting fixtures use equally spaced light sources with strong light efficiency and long lifespan, ensuring uniform light output and no graininess. Linear lighting fixtures meet the requirements of LEED outdoor lighting power consumption design. The slender lamp body and clean appearance ensure easy assembly to the exterior wall. BEACON lighting fixtures come from the bottom of the lighting equipment and are flexible to meet the power cable requirements of the project. IP66 waterproof rating. DC24V ensures effective transmission of power and signals, with low line losses. DMX512 dimming control with automatic addressing function. The bracket is easy to install and disassemble, simplifying maintenance difficulty. At the same time, the vertical direction is subjected to the clamping force of the bracket, which effectively ensures that the lamp is not prone to falling in the vertical direction. Unique fixed bracket design, integrated with safety rope, improves the safety factor of use.

Product Features

• Body Material:	PC94V0
• Optical System:	Integrated extrusion lens
• Finish:	/
• Adjustable Angle:	/
• Accessories:	Fixed bracket/Rotating bracket
• Certification:	CQC
• IP Rating:	IP66
• Insulation Level:	Class III
• Operating Temperature:	-20℃~50℃

Product Specifications

• LED Type:	SMD
• LED Power:	12W Max / 1000mm
• Source Lm:	3000K 1320LM
• LED Lifetime:	>50000h-L70 /B10-Ta25℃(LM-80/TM-21)
• CCT/CRI:	2700K / 3000K / 4000K / Ra80
• SDCM:	3 SDCM
• Input:	24V/DC
• Dimming:	ON-OFF / DMX512
• Net Weight:	0.95Kg without packing

ACCENT C7 -MODEL: AELC7

Linear Luminaires

WAC LIGHTING

PROJECT :

TYPE :

Order Model

Model	Length (mm)	Power (W)	LEDs (quantity)	Max Lumens (lm)	Control Systems	Beam	Phase Controller	CCT	Finish
AELC703	250	03 3(Max)	24	177	ET ON-OFF 24V/DC Power Supply	P Three sided luminescence	0 W/O Phase	27 2700K	BK Black
AELC705	500	06 6(Max)	48	354				30 3000K	
AELC710	1000	12 12(Max)	96	709				40 4000K	

Example: AELC710-12ETP030BK

Model	Length (mm)	Power (W)	LEDs (quantity)	Max Lumens (lm)	Control Systems	Beam	Phase Controller	CCT	Finish
AELC703	250	03 3(Max)	24	177	MT DMX512 Dimming 24V/DC Power Supply	P Three sided luminescence	1 1Phase 2 2Phase	27 2700K	BK Black
AELC705	500	06 6(Max)	48	354				30 3000K	
AELC710	1000	12 12(Max)	96	709				40 4000K	

Example: AELC710-12MTP130BK

ACCENT C7 -MODEL: AELC7


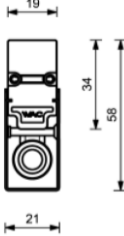

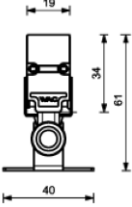

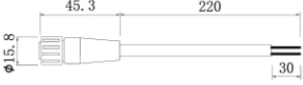

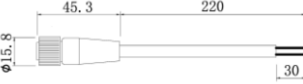

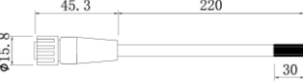

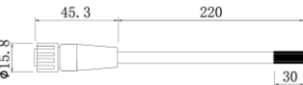
Linear Luminaires

WAC LIGHTING

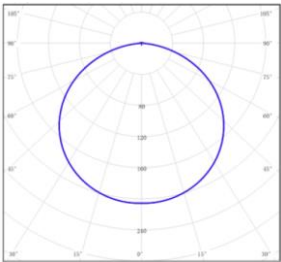
PROJECT :

TYPE :

Accessories

Item	Description	Pic	Description Dimensions	Quantity Suggested
AELC7-FB001	Fix Bracket			n + 1 (n=Luminare QTY.)
AELC7-AB001	Adjust Bracket			2n (n=Luminare QTY.)
AELF5-PC-CT002F	ET Female connector			1 pc per 14m
AELF5-PC-CT002M	ET Male connector			1 pc per 14m
AELF5-CC-CT002F	MT Female connector			1 pc per 14m
AELF5-CC-CT002M	MT Male connector			1 pc per 14m

LIGHT DISTRIBUTION@3000K LUMINAIRE DATA



MODEL :	AELC710-12ETP030BK
BEAM ANGLE :	136 °
POWER :	12.5 W
LUMENS :	709.4 lm
CBCP :	/
EFFICACY :	56.8 lm /W