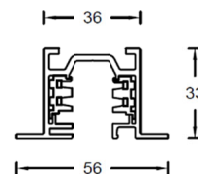


# 3-Circuit Track System

## Recessed Track System

WAC LIGHTING



### Product Description

The three circuit track series is used in conjunction with the three circuit track lighting fixtures. It is made of high-purity aluminum extruded material, which has superior performance and durability. It can be conveniently and quickly selected through the circuit selector in the circuit accessories. The rated working voltage is 220V, and the three circuits share one neutral line. The maximum total load current can reach 16A. Rich in accessories and various functions, suitable for the installation of various types of ceilings.

#### Electrical performance

- The rated voltage of the WAC embedded installation three circuit track system for building lighting is 220V.
- The WAC embedded installation three circuit track system for building lighting includes three separate circuits, with a maximum total current of 16amps.
- The WAC embedded installation three circuit track system for building lighting uses sturdy copper alloy busbars with a rectangular cross-sectional area of 7mm<sup>2</sup>.
- The WAC embedded installation three circuit track system used for building lighting has the ability to generate incoming power through connections and incoming heads (except for power supply joints).

#### Mechanical properties

- The WAC embedded installation three circuit track system used for building lighting is an aluminum extruded structure.
- The WAC embedded installation three circuit track system for building lighting has a width of 56mm and a height of 33mm.
- The surface of the WAC embedded installation three circuit track system for building lighting is electrostatic powder coated, available in black, white, and platinum gold.

#### Accessory

1. The WAC embedded installation three circuit track system for building lighting has X, L, and T standard joints, connected to the track in a 90 ° and straight shape. Type I can connect two tracks in a horizontal plane.
2. The WAC embedded installation three circuit track system for building lighting has a bendable joint that connects the tracks horizontally and vertically at an angle of 0 ° to 90 °.
3. The WAC embedded installation three circuit track system for building lighting has a tail cover to cover the end of the track.
4. The WAC embedded installation three circuit track system for building lighting can be used for suspension accessories other than AWMT-RT and AWCC-RTL.

#### Lamp interface

1. Luminaires can be installed on or moved along tracks.
2. The safety chain locks the lighting fixtures during installation and movement.
3. The bipolar distribution ensures the safety of the entire track system.
4. Maximum weight of lighting fixtures

Maximum weight of lighting fixtures	Minimum spacing between suspension rods/screws/rings
30kgs	310mm
20kgs	500mm
10kgs	1000mm

# 3-Circuit Track System

## Recessed Track System

# WAC LIGHTING

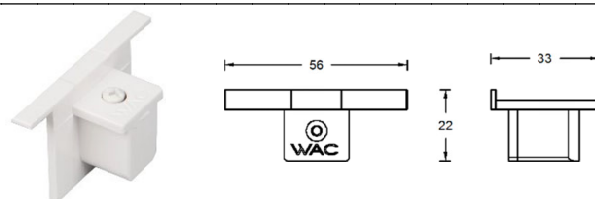


**AWT-RT2**

Model	Finish			Weight	Length(mm)
	BK	PT	WT		
AWT1M-RT2	.	.	.	1.15kg	1000mm
AWT2M-RT2	.	.	.	2.30kg	2000mm
AWT3M-RT2	.	.	.	3.45kg	3000mm

Example: AWT1M-RT2WT

Embedded aluminum rail, aluminum extrusion structure, with three individually controllable circuits, rated total current of 16A max, always grounded.



**AWEC-RT2**

Model	Finish			Weight
	BK	PT	WT	
AWEC-RT2	.	.	.	0.01kg

Example: AWEC-RT2WT

A framed track tail cover is used to cover the end of a set of tracks.

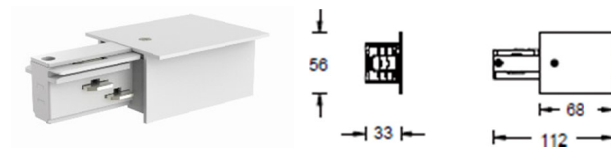


**AWEDL-RT2**

Model	Finish			Weight
	BK	PT	WT	
AWEDL-RT2	.	.	.	0.12kg

Example: AWEDL-RT2WT

Frame end power connector (left side of ground wire). Used to start a set of tracks.

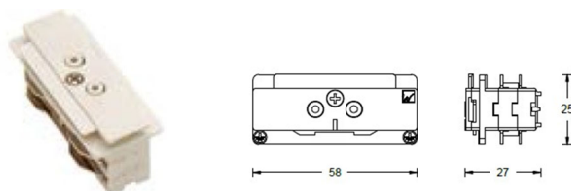


**AWEDR-RT2**

Model	Finish			Weight
	BK	PT	WT	
AWEDR-RT2	.	.	.	0.12kg

Example: AWEDR-RT2WT

Frame end power connector (on the right side of the ground wire). Used to start a set of tracks.



**AWPC**

Model	Finish			Weight
	BK	PT	WT	
AWPC	.	.	.	0.03kg

Example: AWPC-WTC

A straight joint, also known as a straight joint, is used to connect two tracks and allow current to flow between them in a tail to tail manner.

# 3-Circuit Track System

## Recessed Track System

# WAC LIGHTING




**AWLLC-RT2**

Model	Finish			Weight
	BK	PT	WT	
AWLLC-RT2	.	.	.	0.35kg

**Example: AWLLC-RT2WT**

The L-shaped connector with a frame (on the left side of the ground wire) connects the two tracks at a 90 ° angle to the left and can be powered on.




**AWLTC-RT2**

Model	Finish			Weight
	BK	PT	WT	
AWLTC-RT2	.	.	.	0.49kg

**Example: AWLTC-RT2WT**

The T-shaped connector with a frame (on the left side of the ground wire) connects the three tracks at a 90 ° angle to provide power.




**AWRLC-RT2**

Model	Finish			Weight
	BK	PT	WT	
AWRLC-RT2	.	.	.	0.35kg

**Example: AWRLC-RT2WT**

The L-shaped connector with a frame (on the right side of the ground wire) can connect the two tracks to the right at a 90 ° angle for power supply.

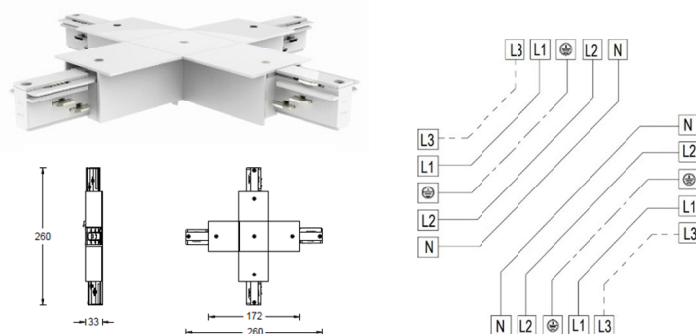


**AWRTC-RT2**

Model	Finish			Weight
	BK	PT	WT	
AWRTC-RT2	.	.	.	0.49kg

**Example: AWRTC-RT2WT**

A framed T-shaped connector (on the right side of the ground wire) is used to connect the three tracks at a 90 ° angle for electrification.

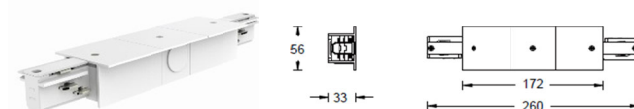


**AWXC-RT-2**

Model	Finish			Weight
	BK	PT	WT	
AWXC-RT-2	.	.	.	0.62kg

**Example: AWXC-RT2WT**

The cross shaped connector with a frame connects four tracks in a cross shape and can be powered on in pairs.



**AWIC-RT-2**

Model	Finish			Weight
	BK	PT	WT	
AWIC-RT-2	.	.	.	0.34kg

**Example: AWIC-RT2WT**

A framed I-shaped connector is used to connect the two tracks in a tail to tail manner, with the current flowing into the point between the two tracks.