

SLANA PRO FIX - MODEL: AES3N

WAC LIGHTING

Surface Mounted Luminaires

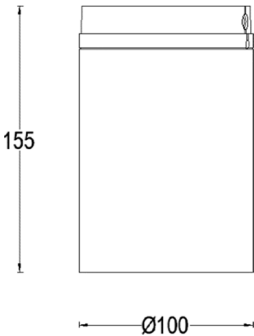
PROJECT:

TYPE:

Product Image



Line Drawing



Product Description

Slana Pro Fix lower lighting tube lamp features a delicate and concise overall design, with a delicate and detailed appearance and structure. It is installed on the ceiling and suspended by a rod. Excellent optical performance, more decorative in building lighting, mainly suitable for functional lighting in public high-altitude.

Product Features

- Body Material: Aluminum extruded lamp body
- Optical System: Lens
- Finish: Static electricity powder coating
- Adjustable Angle: /
- Accessories: /
- Certification:CCC
- IP Rating: IP65
- Insulation Level:Class I
- Operating Temperature: -20°C~50°C

Product Specifications

- LED Type: COB
- Light source power :25W (Max)
- Luminous flux:3000K 3154lm;
- LED Lifetime: >50000h-L70 /B10-Ta25°C(LM-80/TM-21)
- CCT/CRI: 3000K/ 4000K , Ra90
- SDCM: 3 SDCM
- Input: 220V/AC, 50/60Hz
- Dimming: ON-OFF / 0-10V Dimming
- Net Weight: 2.5Kg, without packing

Order Model

Model	Comment	Power (W)	LEDs (quantity)	Max Lumens (lm)	Control Systems	Beam	CCT	Reflector	Finish
AES3N	F Fixed	25 25W(Max)	COB	2628	EL ON-OFF	1 19°	30	B	WT White
					220V AC Power Supply	2 26°	3000K	Black	
					DL 0-10V Dimming	3 38°	40	S	
					220V AC Power Supply	5 52°	4000K	Specular	

Example: AESNF-25EL130BWT

SLANA PRO FIX - MODEL: AES3N

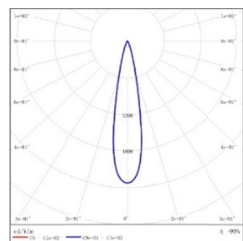
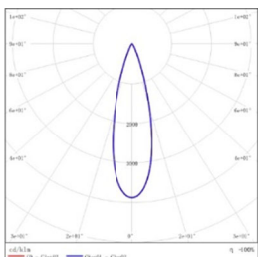
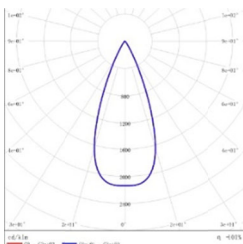
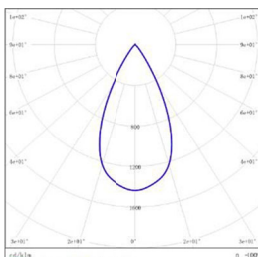
Surface Mounted Luminaires

WAC LIGHTING

PROJECT:

TYPE:

LIGHT DISTRIBUTION@3000K LUMINAIRE DATA

	<div><div>MODEL:</div><div>AES3NF-25DL130SWT</div></div> <div><div>BEAM ANGLE:</div><div>19°</div></div> <div><div>POWER:</div><div>30.4W</div></div> <div><div>LUMENS:</div><div>2383lm</div></div> <div><div>CBCP:</div><div>14911cd</div></div> <div><div>EFFICACY:</div><div>78.5lm/W</div></div>		<div><div>MODEL:</div><div>AES3NF-25DL230SWT</div></div> <div><div>BEAM ANGLE:</div><div>26°</div></div> <div><div>POWER:</div><div>30.2W</div></div> <div><div>LUMENS:</div><div>2628lm</div></div> <div><div>CBCP:</div><div>11553cd</div></div> <div><div>EFFICACY:</div><div>86.9lm/W</div></div>
	<div><div>MODEL:</div><div>AES3NF-25DL330SWT</div></div> <div><div>BEAM ANGLE:</div><div>38°</div></div> <div><div>POWER:</div><div>30.5W</div></div> <div><div>LUMENS:</div><div>2604lm</div></div> <div><div>CBCP:</div><div>5563cd</div></div> <div><div>EFFICACY:</div><div>85.3m/W</div></div>		<div><div>MODEL:</div><div>AES3NF-25DL530SWT</div></div> <div><div>BEAM ANGLE:</div><div>52°</div></div> <div><div>POWER:</div><div>30.6W</div></div> <div><div>LUMENS:</div><div>2455lm</div></div> <div><div>CBCP:</div><div>3549cd</div></div> <div><div>EFFICACY:</div><div>80.3lm/W</div></div>

SLANA PRO FIX - MODEL: AES3S

Surface Mounted Luminaires

WAC LIGHTING

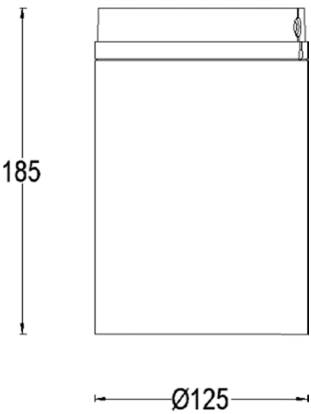
PROJECT:

TYPE:

Product Image



Line Drawing



Product Description

Slana Pro Fix lower lighting tube lamp features a delicate and concise overall design, with a delicate and detailed appearance and structure. It is installed on the ceiling and suspended by a rod. Excellent optical performance, more decorative in building lighting, mainly suitable for functional lighting in public high-altitude.

Product Features

- Body Material: Aluminum extruded lamp body
- Optical System: Lens
- Finish: Static electricity powder coating
- Adjustable Angle: /
- Accessories: /
- Certification:CCC
- IP Rating: IP65
- Insulation Level:Class I
- Operating Temperature: -20°C~50°C

Product Specifications

- LED Type: COB
- Light source power :33W (Max)
- Luminous flux:3000K 4416lm;
- LED Lifetime: >50000h-L70 /B10-Ta25°C(LM-80/TM-21)
- CCT/CRI: 3000K/ 4000K , Ra90
- SDCM: 3 SDCM
- Input: 220V/AC, 50/60Hz
- Dimming: ON-OFF / 0-10V Dimming
- Net Weight: 3.5Kg, without packing

Order Model

Model	Comment	Power (W)	LEDs (quantity)	Max Lumens (lm)	Control Systems	Beam	CCT	Reflector	Finish
AES3S	F Fixed	33 33W(Max)	COB	3680	EL ON-OFF	1 19°	30	B	WT White
					220V AC Power Supply	2 26°	3000K	Black	
					DL 0-10V Dimming	3 38°	40	S	
					220V AC Power Supply	5 52°	4000K	Specular	

Example: AES3S-33EL130BWT

SLANA PRO FIX - MODEL: AES3S

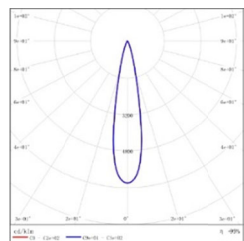
Surface Mounted Luminaires

WAC LIGHTING

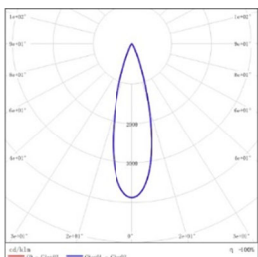
PROJECT:

TYPE:

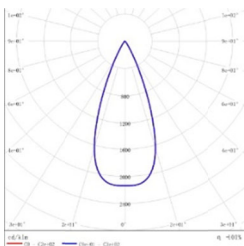
LIGHT DISTRIBUTION@3000K LUMINAIRE DATA



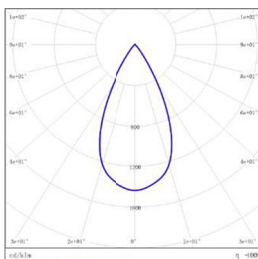
MODEL:	AES3SF-33DL130SWT
BEAM ANGLE:	19°
POWER:	36.6W
LUMENS:	3515lm
CBCP:	22512cd
EFFICACY:	96.1lm/W



MODEL:	AES3SF-33DL230SWT
BEAM ANGLE:	26°
POWER:	36.5W
LUMENS:	3446lm
CBCP:	13821cd
EFFICACY:	94.5lm/W



MODEL:	AES3SF-33DL330SWT
BEAM ANGLE:	38°
POWER:	36.7W
LUMENS:	3680lm
CBCP:	9211cd
EFFICACY:	100.2m/W



MODEL:	AES3SF-33DL530SWT
BEAM ANGLE:	52°
POWER:	37.0W
LUMENS:	3450lm
CBCP:	5126cd
EFFICACY:	93.1lm/W

SLANA PRO FIX - MODEL: AES3M

Surface Mounted Luminaires

WAC LIGHTING

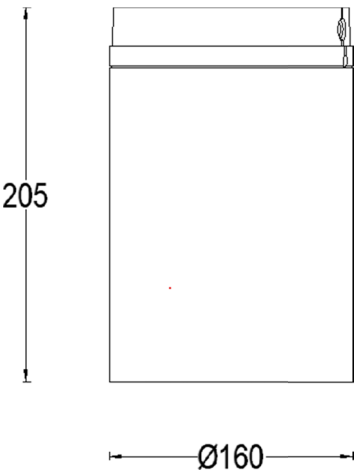
PROJECT:

TYPE:

Product Image



Line Drawing



Product Description

Slana Pro Fix lower lighting tube lamp features a delicate and concise overall design, with a delicate and detailed appearance and structure. It is installed on the ceiling and suspended by a rod. Excellent optical performance, more decorative in building lighting, mainly suitable for functional lighting in public high-altitude.

Product Features	Product Specifications
<ul style="list-style-type: none">• Body Material: Aluminum extruded lamp body• Optical System: Lens• Finish: Static electricity powder coating• Adjustable Angle: /• Accessories: /• Certification:CCC• IP Rating: IP65• Insulation Level:Class I• Operating Temperature: -20°C~50°C	<ul style="list-style-type: none">• LED Type: COB• Light source power :43W (Max)• Luminous flux:3000K 5220lm;• LED Lifetime: >50000h-L70 /B10-Ta25°C(LM-80/TM-21)• CCT/CRI: 3000K/ 4000K , Ra90• SDCM: 3 SDCM• Input: 220V/AC, 50/60Hz• Dimming: ON-OFF / 0-10V Dimming• Net Weight: 5.0Kg, without packing

Order Model

Model	Comment	Power (W)	LEDs (quantity)	Max Lumens (lm)	Control Systems	Beam	CCT	Reflector	Finish
AES3M	F Fixed	43 43W(Max)	COB	4350	EL ON-OFF	1 15°	30	B	WT White
					220V AC Power Supply	2 24°	3000K	Black	
					DL 0-10V Dimming	3 36°	40	S	
					220V AC Power Supply	5 50°	4000K	Specular	

Example: AES3MF-43EL130BWT

SLANA PRO FIX - MODEL: AES3M

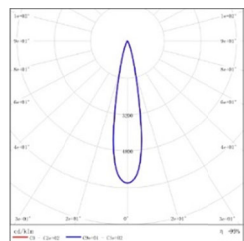
Surface Mounted Luminaires

WAC LIGHTING

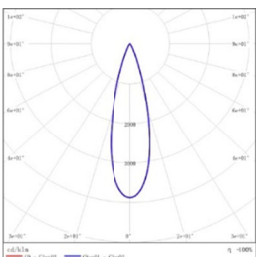
PROJECT:

TYPE:

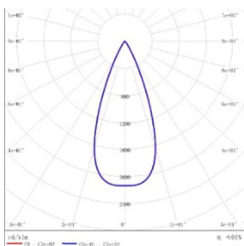
LIGHT DISTRIBUTION@3000K LUMINAIRE DATA



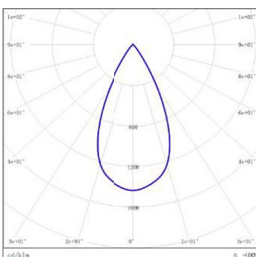
MODEL:	AES3MF-43DL130SWT
BEAM ANGLE:	15°
POWER:	48.3W
LUMENS:	3400lm
CBCP:	37201cd
EFFICACY:	70.4lm/W



MODEL:	AES3MF-43DL230SWT
BEAM ANGLE:	24°
POWER:	50.4W
LUMENS:	4252lm
CBCP:	23872cd
EFFICACY:	84.3lm/W



MODEL:	AES3MF-43DL330SWT
BEAM ANGLE:	36°
POWER:	50.3W
LUMENS:	4349lm
CBCP:	10515cd
EFFICACY:	86.5lm/W



MODEL:	AES3MF-43DL530SWT
BEAM ANGLE:	50°
POWER:	50.2W
LUMENS:	4350lm
CBCP:	7001cd
EFFICACY:	86.6lm/W