

FALCON SQUARE WW - MODEL: ATL65W

W Track Luminaires

WAC LIGHTING

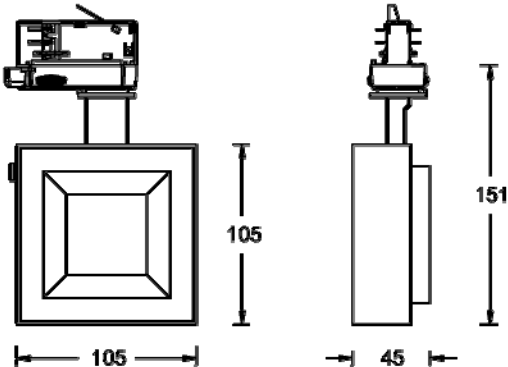
PROJECT:

TYPE:

Product Image



Line Drawing



Product Description

The FALCON Square Wall Washer series (hereinafter referred to as WW) LED track spotlight is compatible with the W three-circuit track. The slim and three-dimensional structure of the luminaire provides precise wall washing light distribution effects through WAC's careful optical design. The luminaire has a built-in high-quality LED constant current electrical appliance, and can choose advanced wireless dimming control functions. It is widely used in museums, art galleries, science museums and other places.

Product Features

- Body Material: Aluminum alloy die-casting, PC optical components
- Optical System: Double lens
- Surface Finishing: Static electricity powder coating, Black (BK), White (WT)
- Adjustable Angle: Horizontal: 0-365° tilt, Vertical: 0~90° tilt
- Accessories: Add anti-glare accessories at most
- Certification: CCC/CE
- IP Rating: IP20
- Insulation Level: Class I
- Operating Temperature: -20°C~40°C

Product Specifications

- LED Type: HP LED
- LED Power: 8W/12W
- Source Lm: 3000K 700LM(8W)/875LM(12W); 4000K 740LM(8W)/925LM(12W)
- LED Lifetime: >50000h-L70 /B10-Ta25°C(LM-80/TM-21)
- CCT/CRI: 3000K/4000K, Ra90/Ra97,
- SDCM: 3 SDCM
- Input: 220V~240V AC / 50Hz
- Dimming: On-boarding(10%-100%)/ Wireless(WAC system is required)/ DALI/ 0-10V&On-boardin
- Net Weight: 0.6Kg without packing

Order Model

Model	LED	Dimming	Beam	CRI	CCT	Finish
ATL65W		O On-boarding				
FALCON	LD08 LED 8W	D 0-10V&On-boarding	W Wall washer	9 90	30 3000K	WT White
SQUARE	LD12 LED 12W	B Wireless		A 97	40 4000K	BK Black
WW		A DALI				
ATL65W	LD08	0	W	9	30	WT

Example: ATL65WLD08-OW930WT



FALCON SQUARE WW - MODEL: ATL65W
W Track Luminaires

WAC LIGHTING

PROJECT:

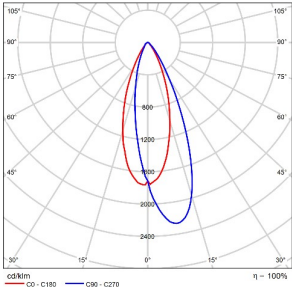
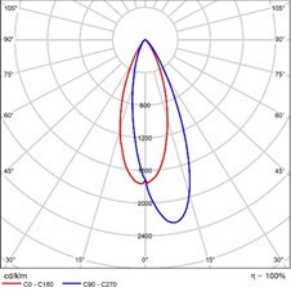
TYPE:

Accessories

LENS-TL65W-SUBROSA Hidden Light Projection Components		LENS-TL65-BD Four-leaf Shade	
---	---	--	---

Note: Please refer to the instructions when installing the hidden light projection component.

LIGHT DISTRIBUTION@3000K LUMINAIRE DATA

	MODEL: ATL65WLD08-OW930		MODEL: ATL65WLD12-OW930
BEAM ANGLE: WALL WASHER		BEAM ANGLE: WALL WASHER	
POWER: 10W		POWER: 16W	
LUMENS: 449lm		LUMENS: 628lm	
CBCP: /		CBCP: /	
EFFICACY: 45lm/W		EFFICACY: 39lm/W	

FALCON SQUARE WW - MODEL: ATL66W
W Track Luminaires

WAC LIGHTING

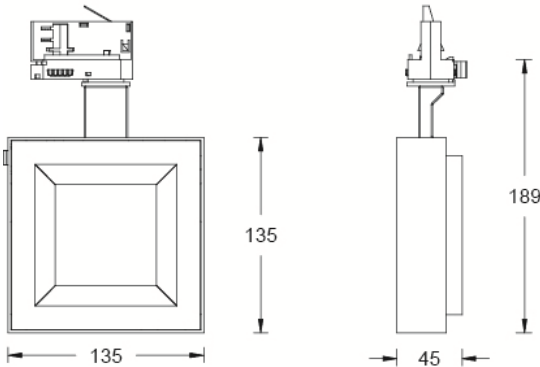
PROJECT:

TYPE:

Product Image



Line Drawing



Product Description

The FALCON Square Wall Washer series (hereinafter referred to as WW) LED track spotlight is compatible with the W three-circuit track. The slim and three-dimensional structure of the luminaire provides precise wall washing light distribution effects through WAC's careful optical design. The luminaire has a built-in high-quality LED constant current electrical appliance, and can choose advanced wireless dimming control functions. It is widely used in museums, art galleries, science museums and other places.

Product Features

- Body Material: Aluminum alloy die-casting, PC optical components
- Optical System: Double lens
- Surface Finishing: Static electricity powder coating, Black (BK), White (WT)
- Adjustable Angle: Horizontal: 0-365° tilt, Vertical: 0~90° tilt
- Accessories: Add anti-glare accessories at most
- Certification: CCC/CE
- IP Rating: IP20
- Insulation Level: Class I
- Operating Temperature: -20°C~40°C

Product Specifications

- LED Type: HP LED
- LED Power: 18W/27W
- Source Lm: 3000K 1575LM(18W)/2125LM(27W); 4000K 1665LM(18W)/2245LM(27W)
- LED Lifetime: >50000h-L70 /B10-Ta25°C(LM-80/TM-21)
- CCT/CRI: 3000K/4000K, Ra90/Ra97,
- SDCM: 3 SDCM
- Input: 220V~240V AC / 50Hz
- Dimming: On-boarding(10%-100%)/ Wireless(WAC system is required)/ DALI/ 0-10V&On-boardin
- Net Weight: 0.9Kg without packing

Order Model

Model	LED	Dimming	Beam	CRI	CCT	Finish
ATL66W						
FALCON	LD18 LED 18W	O On-boarding	W Wall washer	9 90 A 97	30 3000K 40 4000K	WT White
SQUARE	LD27 LED 27W	D 0-10V&On-boarding				BK Black
WW		B Wireless				
		A DALI				
ATL66W	LD18	0	W	9	30	WT

Example: ATL66WLD18-OW930WT



FALCON SQUARE WW - MODEL: ATL66W
W Track Luminaires

WAC LIGHTING

PROJECT:

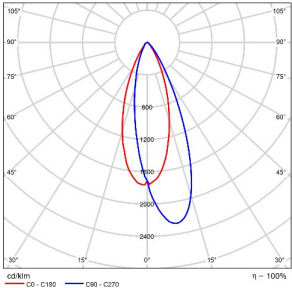
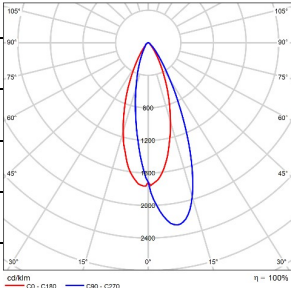
TYPE:

Accessories

LENS-TL66W-SUBROSA Hidden Light Projection Components		LENS-TL66-BD Four-leaf Shade	
---	---	--	---

Note: Please refer to the instructions when installing the hidden light projection components.

LIGHT DISTRIBUTION@3000K LUMINAIRE DATA

	MODEL: ATL66WLD18-OW930		MODEL: ATL66WLD27-OW930
BEAM ANGLE: WALL WASHER		BEAM ANGLE: WALL WASHER	
POWER: 21W		POWER: 31W	
LUMENS: 1172lm		LUMENS: 1641lm	
CBCP: /		CBCP: /	
EFFICACY: 56lm/W		EFFICACY: 53lm/W	

FALCON SQUARE WW - MODEL: ATL67W
W Track Luminaires

WAC LIGHTING

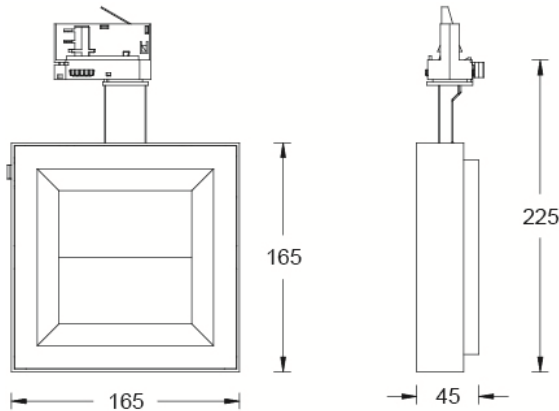
PROJECT:

TYPE:

Product Image



Line Drawing



Product Description

The FALCON Square Wall Washer series (hereinafter referred to as WW) LED track spotlight is compatible with the W three-circuit track. The slim and three-dimensional structure of the luminaire provides precise wall washing light distribution effects through WAC's careful optical design. The luminaire has a built-in high-quality LED constant current electrical appliance, and can choose advanced wireless dimming control functions. It is widely used in museums, art galleries, science museums and other places.

Product Features

- Body Material: Aluminum alloy die-casting, PC optical components
- Optical System: Double lens
- Surface Finishing: Static electricity powder coating, Black (BK), White (WT)
- Adjustable Angle: Horizontal: 0-365° tilt, Vertical: 0~90° tilt
- Accessories: Add anti-glare accessories at most
- Certification: CCC/CE
- IP Rating: IP20
- Insulation Level: Class I
- Operating Temperature: -20°C~40°C

Product Specifications

- LED Type: HP LED
- LED Power: 32W/43W
- Source Lm: 3000K 2800LM(32W)/2960LM(42W); 4000K 3500LM(32W)/3700LM(42W)
- LED Lifetime: >50000h-L70 /B10-Ta25°C(LM-80/TM-21)
- CCT/CRI: 3000K/4000K, Ra90/Ra97,
- SDCM: 3 SDCM
- Input: 220V~240V AC / 50Hz
- Dimming: On-boarding(10%-100%)/ Wireless(WAC system is required)/ DALI/ 0-10V&On-boardin
- Net Weight: 1.3Kg without packing

Order Model

Model	LED	Dimming	Beam	CRI	CCT	Finish
ATL67W						
FALCON	LD32 LED 32W	O On-boarding	W Wall washer	9 90 A 97	30 3000K 40 4000K	WT White
SQUARE	LD43 LED 43W	D 0-10V&On-boarding				BK Black
WW		B Wireless				
		A DALI				
ATL67W	LD32	0	W	9	30	WT

Example: ATL67WLD32-OW930WT

FALCON SQUARE WW - MODEL: ATL67W
W Track Luminaires

WAC LIGHTING

PROJECT:

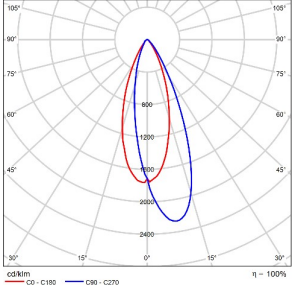
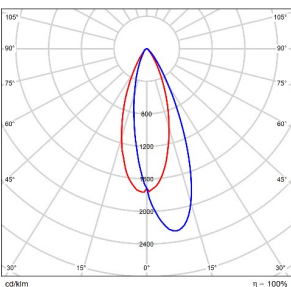
TYPE:

Accessories

LENS-TL67W-SUBROSA Hidden Light Projection Components		LENS-TL67-BD Four-leaf Shade	
---	---	--	---

Note: Please refer to the instructions when installing the hidden light projection components.

LIGHT DISTRIBUTION@3000K LUMINAIRE DATA

	MODEL: ATL67WLD32-OW930		MODEL: ATL67WLD32-OW930
BEAM ANGLE:	WALL WASHER	BEAM ANGLE:	WALL WASHER
POWER:	36W	POWER:	48W
LUMENS:	1814lm	LUMENS:	2302lm
CBCP:	/	CBCP:	/
EFFICACY:	50lm/W	EFFICACY:	48lm/W