

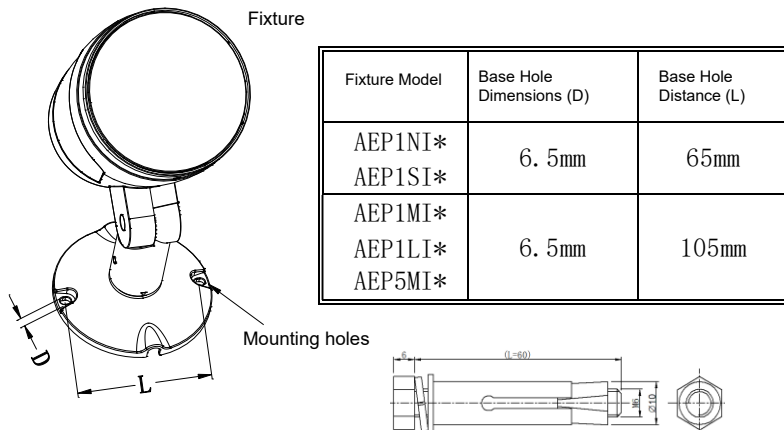
## Installation Precaution:

1. Please read the instructions carefully before installation.
2. Please ask professional electrician to install.
3. To avoid the danger of electric shock, please make sure to turn off the power before installing, maintaining or replacing the lamps.
4. The installation of lamps and lanterns should follow the corresponding local laws and regulations.
5. Suitable for indoor and outdoor installation and use.
6. Please keep the instruction manual for reference.

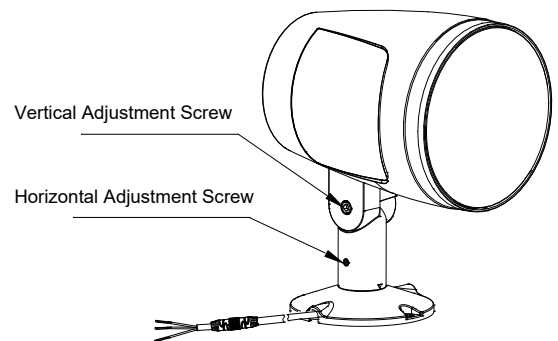
## Fixture Installation:

### I. Installation of luminaires:

1. Secure the fixture with suitable expansion bolts (M6) through the mounting holes shown in the illustration (mounting screws are not supplied).

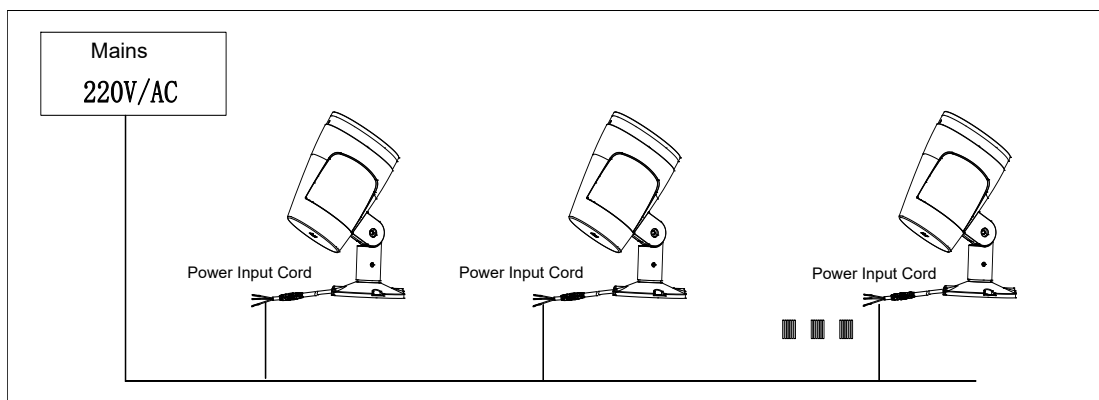


2. Lighting Angle Adjustment: Adjust the screws with hexagonal wrench, turn the lamps to the required angle (vertical direction before 30 degrees, after 90 degrees adjustable).



### II. Wiring and Control Adjustment:

1. Power input: AC220V or DC24V or DC48V, the product is a non-dimming version of the wiring schematic wiring refer to the power input line labeling wiring.



Authorized by WAC Lighting Corporation, USA, holder of the "WAC" trademark.

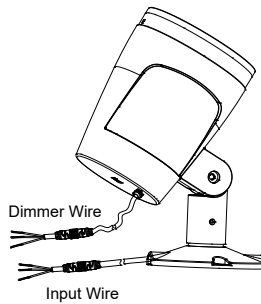
China Marketing Headquarters: WAC Lighting Technology (Shanghai) Co.

Address: Room 102, No. 14, Lane 299, Bisheng Road, Pilot Free Trade Zone, Shanghai (201204), P.R.C.

China Factory: Manufactured WAC Lighting(Dongguan)Co,Ltd

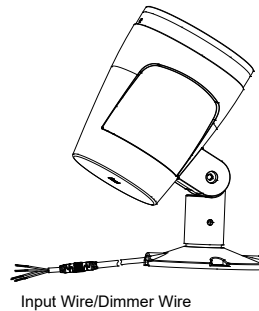
Address: No. 390, Qingfeng Road, Qingxi Town, Dongguan City, Guangdong Province, 523653, P.R. China

2. Power input is AC220V or DC24V or DC48V. The product is wired as DMX512 dimmable fixture.



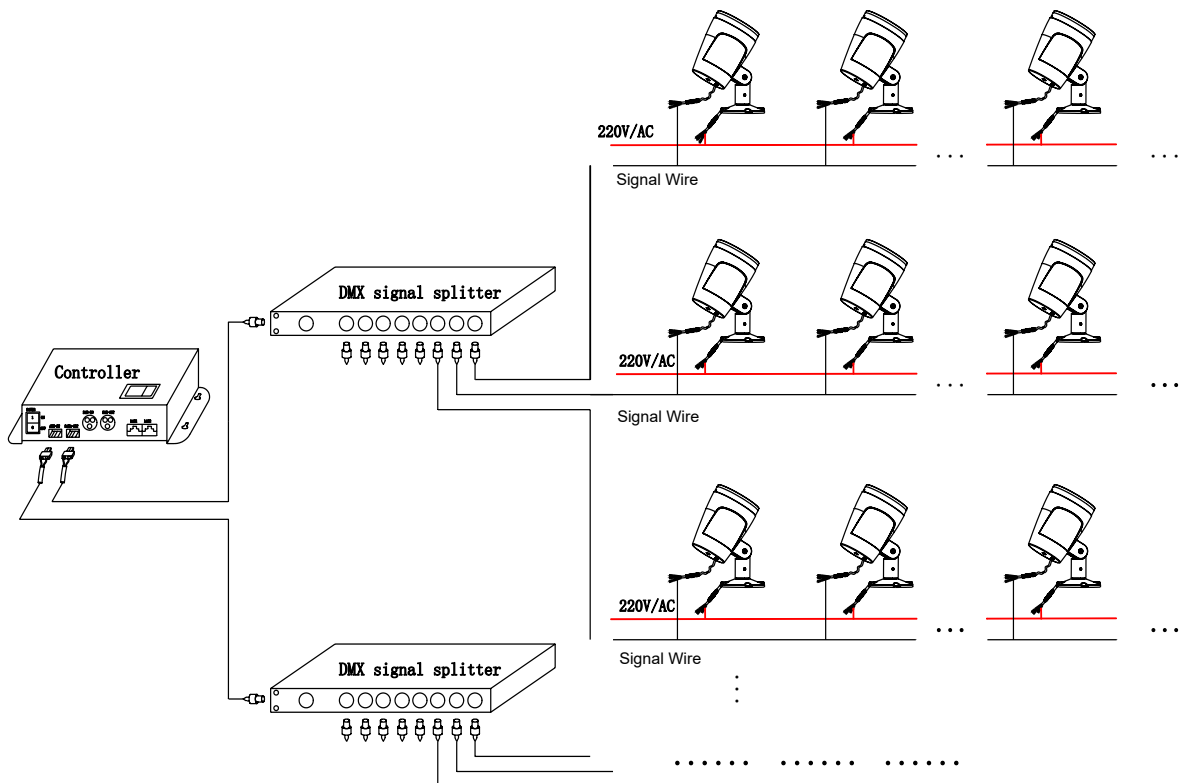
220V DMX512 Dimming Line Label  
Yellow line: Ground signal line  
Red line: DMX signal input positive  
Black line: DMX signal input negative

220V Input Cable Labeling  
Yellow and green wire: Ground wire  
Brown: L  
Blue: N



DC24V or 48V DMX512 Power Signal Cable Labeling  
Brown wire: DC24+ or DC48+  
Black wire: DC24- or DC48-  
Blue wire: DMX signal +

### 3.220V DMX wiring



Authorized by WAC Lighting Corporation, USA, holder of the "WAC" trademark.

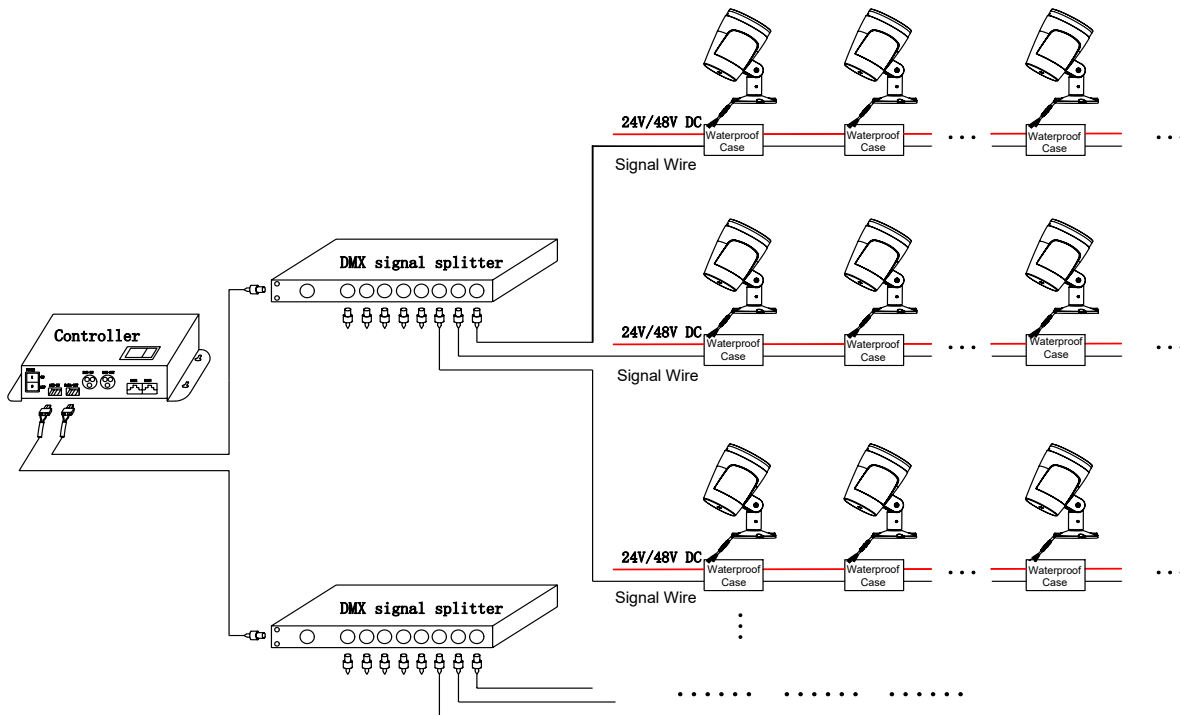
China Marketing Headquarters: WAC Lighting Technology (Shanghai) Co.

Address: Room 102, No. 14, Lane 299, Bisheng Road, Pilot Free Trade Zone, Shanghai (201204), P.R.C.

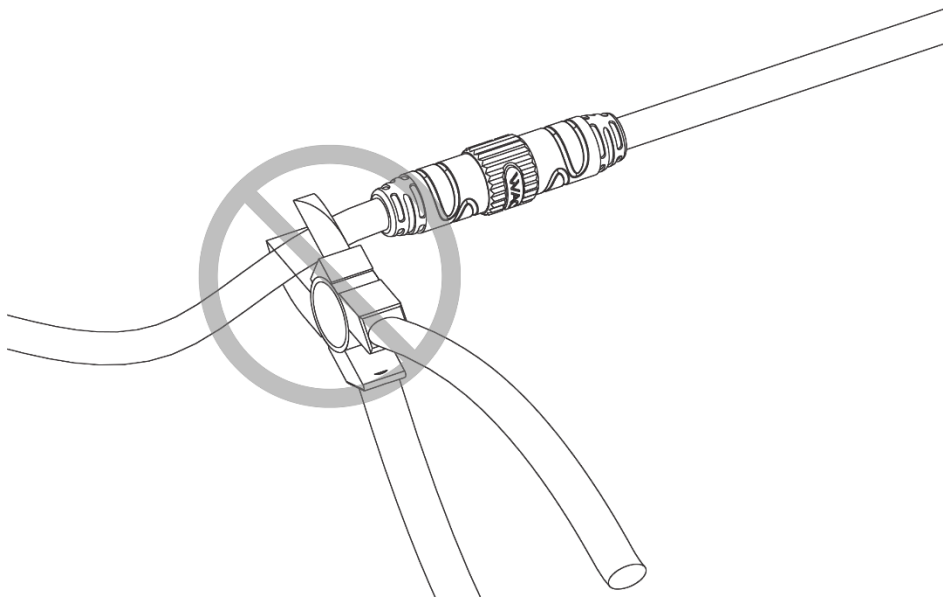
China Factory: Manufactured WAC Lighting(Dongguan)Co,Ltd

Address: No. 390, Qingfeng Road, Qingxi Town, Dongguan City, Guangdong Province, 523653, P.R. China

#### 4. 48/24V DMX wiring



5. Power cord connector processing: anti-siphon connector is part of the waterproof reliability of the lamps and lanterns, please do not cut and wiring directly.



#### Notes:

- a: Connect the power input wire of each fixture, the wire connection should be well treated with waterproof.
- b: Luminaires can be connected to each other by signal wires. It is recommended that each DMX signal amplifier carries no more than 10 luminaires.
- c: The anti-siphon connectors of the power and signal input wires are part of the waterproof reliability of the fixtures, please do not cut and wire directly.

Authorized by WAC Lighting Corporation, USA, holder of the "WAC" trademark.

China Marketing Headquarters: WAC Lighting Technology (Shanghai) Co.

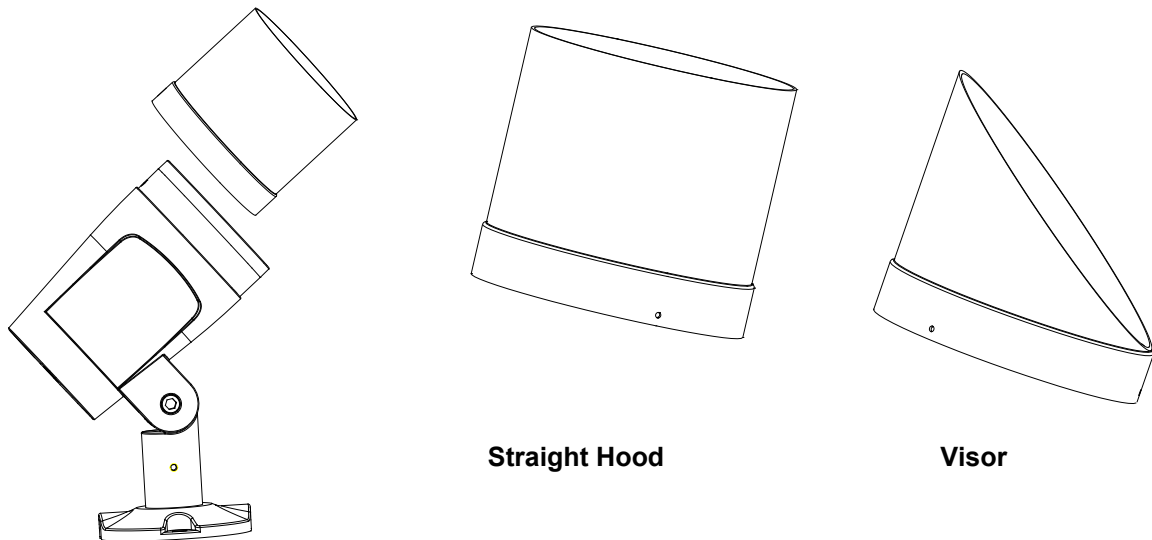
Address: Room 102, No. 14, Lane 299, Bisheng Road, Pilot Free Trade Zone, Shanghai (201204), P.R.C.

China Factory: Manufactured WAC Lighting(Dongguan)Co,Ltd

Address: No. 390, Qingfeng Road, Qingxi Town, Dongguan City, Guangdong Province, 523653, P.R. China

### III. Installation of shading accessories (customers purchase according to demand)

1. Place the shade on the lamp body, adjust it to the needed direction and lock the fixing screws on it.



#### Notes:

1. Cable line is not attached, waterproof 3-core cable line is required, the cable line diameter is  $\phi 5\text{-}\phi 9\text{mm}$  (marking on the connector: fire line L, zero line N, ground line  $\oplus$ ).
2. If the glass shield is found to be damaged during installation, it must be replaced. 3.
3. When the glass shield is damaged and replaced, the customer can only use the glass shield provided by the Company.
4. The power input and signal input anti-siphon connectors are part of the waterproof reliability of the fixture, please do not cut the direct wiring.

Authorized by WAC Lighting Corporation, USA, holder of the "WAC" trademark.

China Marketing Headquarters: WAC Lighting Technology (Shanghai) Co.

Address: Room 102, No. 14, Lane 299, Bisheng Road, Pilot Free Trade Zone, Shanghai (201204), P.R.C.

China Factory: Manufactured WAC Lighting(Dongguan)Co,Ltd

Address: No. 390, Qingfeng Road, Qingxi Town, Dongguan City, Guangdong Province, 523653, P.R. China