

LEDME II - MODEL: ASLIR4FLD

Recessed Showcase Lighting

PROJECT:

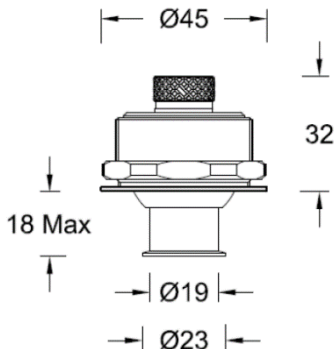
WAC
ARCHITECTURAL

TYPE:

Product Image



Line Drawing



Product Description

LEDme II series display case light products are simple and compact in appearance, using WAC's leading SUBROSA anti-glare technology, with accurate adjustable focus light distribution design, providing a positive telescopic focusing structure. It can be very convenient to adjust the spot according to the characteristics of the exhibition to meet the needs of different exhibitions, and is suitable for museum display cases and high-end art exhibitions.

Product Features

- **Body Material:** Aluminum alloy die-casting
- **Optical System:** Lens+ SUBOROSA optical system
- **Surface Finishing:** Liquid baking paint
- **Adjustable Angle:** Horizontal: 0-360° tilt, Vertical: -30~30° tilt
- **Accessories:** Extension cable is optional
- **Certification:** CQC
- **IP Rating:** IP20
- **Insulation Level:** Class III
- **Operating Temperature:** -20°C~40°C

Product Specifications

- **Cut-out:** Ø39mm
- **Ceiling Thickness:** 1~13mm
- **LED Type:** High-Power LED
- **LED Power:** 2W
- **Source Lm:** 175 lm(3000K) / 185 lm(4000K)
- **LED Lifetime:** >50000h-L70 / B10-Ta25°C(LM-80/TM-21)
- **CCT/CRI:** 3000K/4000K, >Ra90 or Ra97(>Ra95)
- **SDCM:** 3 SDCM
- **Input:** 700mA Max 3V DC (Constant current drive)
- **Dimming:** Can match WAC special MTB power divider (not included), see its specification
- **Net Weight:** 0.09Kg without packing

Order Model

Model	LED	Drive	Beam	CRI	CCT	Finish
ASLIR4F LEDme II	LD LED 2W	M MTB driver N Single wire	F 6°~40°	9 Ra90 A Ra97	30 3000K 40 4000K	BK Black
ASLIR4F	LD	N	F	9	30	BK

Example: ASLIR4FLD-NF930BK
Note: Appliances are not included in the model, for more information, contact WAC.

LEDME II - MODEL: ASLIR4FLD

Recessed Showcase Lighting

PROJECT:

WAC
ARCHITECTURAL

TYPE:

Accessory

AMTB-CABLE-1000-BK

ASLIR4FLD-M special extension cable: Used between the AMTB power splitter and ASLIR4FLD-M series showcase lamps, the total length of 1 m, with quick connector at both ends



Note: ASLIR4FLD-M original lamp input wire length is about 0.5 meters.
Special MTB power line (<http://www.waclighting.com.cn/products/detail/3147>) and extension cord be separate order.

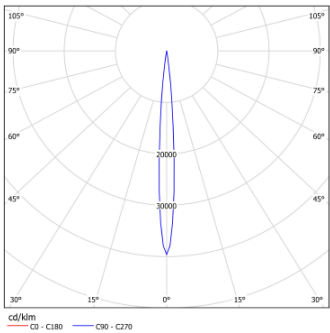
A4LD-700MA10D-LF-C

ASLIR4FLD-N Special electrical equipment:
Input 220V~240V AC / 50Hz,output 700mA, 2~14V
Support 0-10V dimming, can drive 1-4 display case lights(series)
Size(L*W*H):121*41*22 mm

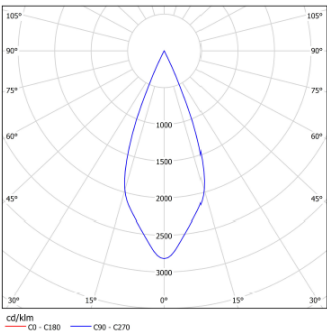


Note: ASLIR4FLD-N original lamp input wire length is about 0.3 meters. ASLIR4FLD-N special appliances must be ordered separately, without cable.

LIGHT DISTRIBUTION CURVE @3000K DATA



MODEL :	ASLIR4FLD Narrow Angle
BEAM ANGLE:	6 °
POWER :	2 W
LUMENS :	15.2 ml
CBCP :	563 cd
EFFICACY :	8 lm/W



MODEL :	ASLIR4FLD Wide Angle
BEAM ANGLE:	40 °
POWER :	2 W
LUMENS :	55 ml
CBCP :	156 cd
EFFICACY :	28 lm/W

LEDME II - MODEL: ASLIR4FLD-NR

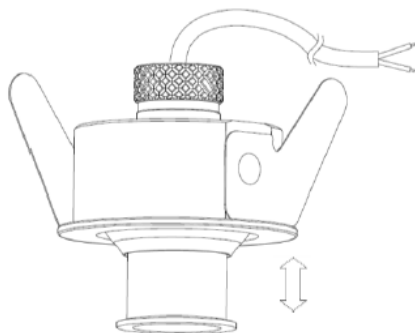
Recessed Lighting

WAC
ARCHITECTURAL

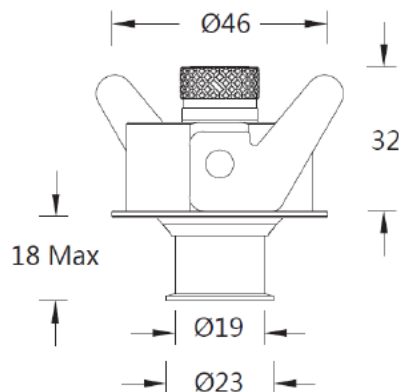
PROJECT:

TYPE:

Product Image



Line Drawing



Product Description

LED me II series display case light products are simple and compact in appearance, using WAC's leading SUBROSA anti-glare technology, with precise adjustable focus lighting design, which can be very convenient to adjust the light spot according to the characteristics of the exhibition. According to different display cases or application scenarios, the creative use of patented structural design, can support the focus operation from the front or from the back (dual use of one lamp), to meet the needs of different exhibitions, suitable for museum display cases and high-end art exhibitions.

Product Features

- **Body Material:** Aluminum alloy die-casting
- **Optical System:** Lens+ SUBOROSA optical system
- **Surface Finishing:** Liquid baking paint
- **Adjustable Angle:** Horizontal: 0-360° tilt, Vertical: -30~30° tilt
- **Accessories:** Extension cable is optional
- **Certification:** CQC
- **IP Rating:** IP20
- **Insulation Level:** Class III
- **Operating Temperature:** -20°C~40°C

Product Specifications

- **Cut-out:** Ø42mm
- **Ceiling Thickness:** 5~15mm
- **LED Type:** High-Power LED
- **LED Power:** 2W
- **Source Lm:** 175 lm(3000K) / 185 lm(4000K)
- **LED Lifetime:** >50000h-L70 / B10-Ta25°C(LM-80/TM-21)
- **CCT/CRI:** 3000K/4000K, >Ra90 or Ra97(>Ra95)
- **SDCM:** 3 SDCM
- **Input:** 700mA Max 3V DC (Constant current drive)
- **Dimming:** Electrics-free
- **Net Weight:** 0.09Kg without packing

Order Model

Model	LED	Drive	Beam	CRI	CCT	Finish
ASLIR4F LEDme II	LD LED 2W	NR Single wire	F 6°~ 40°	9 Ra90 A Ra97	30 3000K 40 4000K	BK Black
ASLIR4F	LD	NR	F	9	30	BK

Example : ASLIR4FLD-NRF930BK

Note: Appliances are not included in all models, please consult WAC for details.

WAC Lighting
www.waclighting.com (US)
www.waclighting.com.cn (China)

Headquarters
44 Harbor Park Drive • Port Washington, NY
Phone (516) 515.5000 • Fax (516) 515.5050

WAC Lighting(Shanghai)
14, Lane 299, Bi Sheng Road, Shanghai 201204
Phone (86.21) 3393.3558 • Fax (86.21) 3362.1598

WAC Lighting reserves the right to periodically design and update products. 2024-01-31

LEDME II - MODEL: ASLIR4FLD-NR
Recessed Lighting



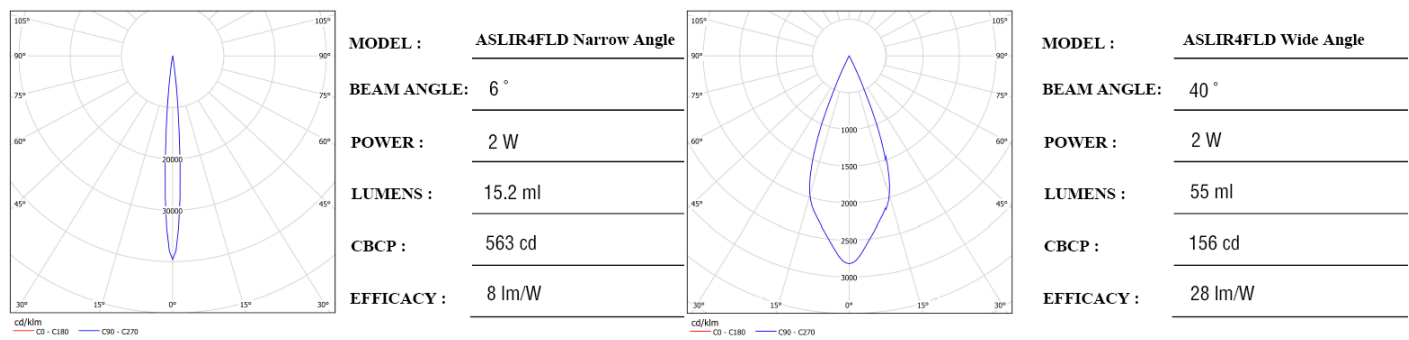
PROJECT:

TYPE:

Accessory

/

LIGHT DISTRIBUTION CURVE @3000K DATA



LEDME II - MODEL: ASLIR4FLM

Recessed Lighting

WAC
ARCHITECTURAL

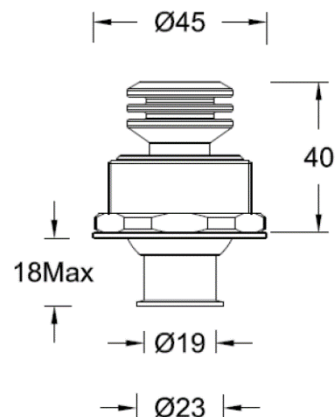
PROJECT:

TYPE:

Product Image



Line Drawing



Product Description

LEDme II series display case light products are simple and compact in appearance, using WAC's leading SUBROSA anti-glare technology, with accurate adjustable focus light distribution design, providing a positive telescopic focusing structure. It can be very convenient to adjust the spot according to the characteristics of the exhibition to meet the needs of different exhibitions, and is suitable for museum display cases and high-end art exhibitions.

Product Features

- **Body Material:** Aluminum alloy die-casting
- **Optical System:** Lens+ SUBOROSA optical system
- **Surface Finishing:** Liquid baking paint
- **Adjustable Angle:** Horizontal: 0-360° tilt, Vertical: -30~30° tilt
- **Accessories:** /
- **Certification:** CQC
- **IP Rating:** IP20
- **Insulation Level:** Class III
- **Operating Temperature:** -20°C~40°C

Product Specifications

- **Cut-out:** Ø39mm
- **Ceiling Thickness:** 1~13mm
- **LED Type:** High-Power LED
- **LED Power:** 4.5W
- **Source Lm:** 410 lm(3000K) / 440 lm(4000K)
- **LED Lifetime:** >50000h-L70 / B10-Ta25°C(LM-80/TM-21)
- **CCT/CRI:** 3000K/4000K, >Ra90 or Ra97(>Ra95)
- **SDCM:** 3 SDCM
- **Input:** 350mA Max 12V DC (Constant current drive)
- **Dimming:** Need additional configuration constant current appliance (not included), dimming mode depends on the power supply
- **Net Weight:** 0.11Kg without packing

Order Model

Model	LED	Drive	Beam	CRI	CCT	Finish
ASLIR4F LEDme II	LM LED 4.5W	N Single wire	F 7°~40°	9 Ra90 A Ra97	30 3000K 40 4000K	BK Black
ASLIR4F	LM	N	F	9	30	BK

Example: ASLIR4FLM-NF930BK

Note: Appliances are not included in the model, for more information, contact WAC.

LEDME II - MODEL: ASLIR4FLM

Recessed Lighting

WAC
ARCHITECTURAL

PROJECT:

TYPE:

Accessory

A4LD-350MA10D-LF-C

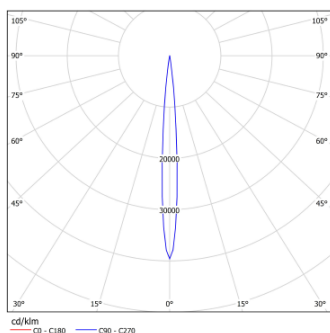
Special electrical equipment:

Input 220V~240V AC/ 50Hz, output 350mA,6-30V
Support 0-10V dimming, can drive 1-2 showcase lights(series)
Size(L*W*H):121*41*22 mm



Note: Original lamp input wire length is about 0.5 meters. Special appliances must be ordered separately, without cable.

LIGHT DISTRIBUTION CURVE @3000K DATA



MODEL : ASLIR4FLM Narrow Angle

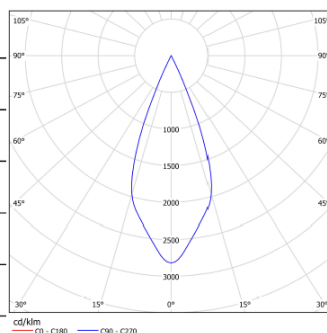
BEAM ANGLE: 7 °

POWER : 4.5 W

LUMENS : 31 ml

CBCP : 1197 cd

EFFICACY : 7 lm/W



MODEL : ASLIR4FLM Wide Angle

BEAM ANGLE: 40 °

POWER : 4.5 W

LUMENS : 111 ml

CBCP : 277 cd

EFFICACY : 25 lm/W

LEDME II - MODEL: ASLIR4FLM-NR

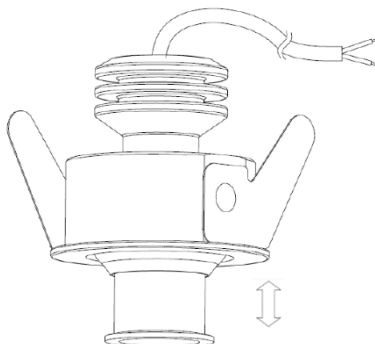
Recessed Lighting

WAC
ARCHITECTURAL

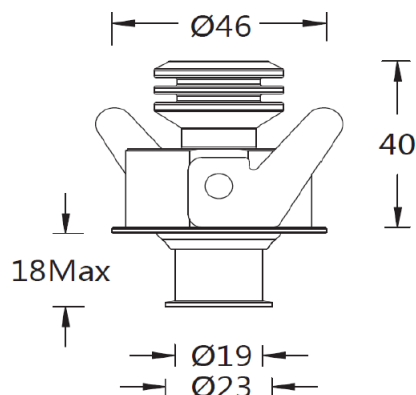
PROJECT:

TYPE:

Product Image



Line Drawing



Product Description

LEDme II series display case light products are simple and compact in appearance, using WAC's leading SUBROSA anti-glare technology, with accurate adjustable focus light distribution design, providing a positive telescopic focusing structure. It can be very convenient to adjust the spot according to the characteristics of the exhibition to meet the needs of different exhibitions, and is suitable for museum display cases and high-end art exhibitions.

Product Features

- **Body Material:** Aluminum alloy die-casting
- **Optical System:** Lens+ SUBOROSA optical system
- **Surface Finishing:** Liquid baking paint
- **Adjustable Angle:** Horizontal: 0-360° tilt, Vertical: -30~30° tilt
- **Accessories:** /
- **Certification:** CQC
- **IP Rating:** IP20
- **Insulation Level:** Class III
- **Operating Temperature:** -20°C~40°C

Product Specifications

- **Cut-out:** Ø42mm
- **Ceiling Thickness:** 5~15mm
- **LED Type:** High-Power LED
- **LED Power:** 4.5W
- **Source Lm:** 410 lm(3000K) / 440 lm(4000K)
- **LED Lifetime:** >50000h-L70 / B10-Ta25°C(LM-80/TM-21)
- **CCT/CRI:** 3000K/4000K, >Ra90 or Ra97(>Ra95)
- **SDCM:** 3 SDCM
- **Input:** 350mA Max 12V DC (Constant current drive)
- **Dimming:** Electrics-free
- **Net Weight:** 0.11Kg without packing

Order Model

Model	LED	Drive	Beam	CRI	CCT	Finish
ASLIR4F LEDme II	LM LED 4.5W	NR Single wire	F 7°~40°	9 Ra90 A Ra97	30 3000K 40 4000K	BK Black
ASLIR4F	LM	NR	F	9	30	BK

Example: ASLIR4FLM-NRF930BK

Note: Appliances are not included in the model, for more information, contact WAC.

LEDME II - MODEL: ASLIR4FLM-NR
Recessed Lighting



PROJECT:

TYPE:

Accessory

/

LIGHT DISTRIBUTION CURVE @3000K DATA

