

VIEW-VERTICAL - MODEL: AELV103

Linear Luminaires

WAC

PROJECT:

TYPE:

Product Image



Line Drawing



Product Description

The Beacon View Vertical series lighting fixtures are equipped with high-quality chips with strong light efficiency and long lifespan, as well as lenses with unique optical performance. Combined with equidistant layout design, they ensure uniform light output. IP66 waterproof rating and DMX512 dimming control, View Vertical series lamps come out from the side or bottom, and the specially configured Gore breathing valve can effectively balance the internal and external air pressure to prevent condensation, meeting the requirements of LEED outdoor lighting power consumption design.

Product Features

- Body Material: Aluminum extruded lamp body, aluminum die cast end cover
- Optical System: Lens
- Finish: Static electricity powder coating
- Projection direction: /
- Accessories/brackets: Stainless steel fixed bracket ensures precise aiming and continuous lighting
- Certification: CQC
- IP Rating: IP66
- Insulation Level: Class III
- Operating Temperature: -20°C~50°C

Product Specifications

- LED Type: High Power
- LED Power: 6.6W (Max) /300mm
- Source Lm: 3000K 483lm ;4000K 513lm
- LED Lifetime: >50000h-L70 /B10-Ta25°C(LM-80/TM-21)
- CCT/CRI: 3000K, Ra80 4000K, Ra80
- SDCM: 3 SDCM
- Input: 24V DC
- Dimming: ON-OFF or DMX512 dimming control
- Net Weight: 0.5Kg without packing

Order Model

Model	Length	Power	LED Quantity	Max Lumens	Control Systems	Beam	Power Feed type	CCT	Finish
AELV103-07	300mm	7W(Max)	3	368 LM	ET ON-OFF 24V DC Power Supply MT DMX512 Dimming 24V DC Power Supply	C 60°×100°	S Side B Bottom	30 3000K 40 4000K	B Black

Example: AELV103-07ET-CS30B

VIEW-VERTICAL - MODEL: AELV103

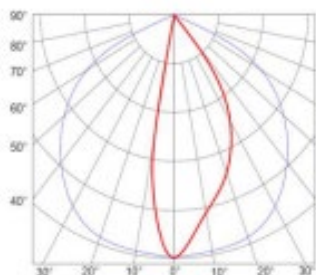
Linear Luminaires

WAC

PROJECT:

TYPE:

LIGHT DISTRIBUTION@3000K LUMINAIRE DATA



MODEL:	AELV103-07ET-CS30B
BEAM	60 °×100 °
ANGLE:	
POWER:	8.9W/300mm
LUMENS:	368lm
CBCP:	/
EFFICACY:	41.3lm/W

VIEW-VERTICAL - MODEL: AELV106

Linear Luminaires

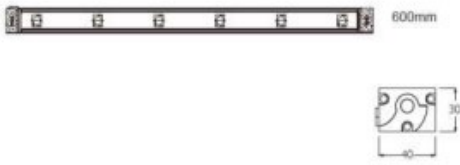


PROJECT:

TYPE:

Product Image

Line Drawing



Product Description

The Beacon View Vertical series lighting fixtures are equipped with high-quality chips with strong light efficiency and long lifespan, as well as lenses with unique optical performance. Combined with equidistant layout design, they ensure uniform light output. IP66 waterproof rating and DMX512 dimming control, View Vertical series lamps come out from the side or bottom, and the specially configured Gore breathing valve can effectively balance the internal and external air pressure to prevent condensation, meeting the requirements of LEED outdoor lighting power consumption design.

Product Features

- Body Material: Aluminum extruded lamp body, aluminum die cast end cover
- Optical System: Lens
- Finish: Static electricity powder coating
- Projection direction: /
- Accessories/brackets: Stainless steel fixed bracket ensures precise aiming and continuous lighting
- Certification: CQC
- IP Rating: IP66
- Insulation Level: Class III
- Operating Temperature: -20°C~50°C

Product Specifications

- LED Type: High Power
- LED Power: 13.2W (Max) /600mm
- Source Lm: 3000K 966lm ;4000K 1026lm
- LED Lifetime: >50000h-L70 /B10-Ta25°C(LM-80/TM-21)
- CCT/CRI: 3000K, Ra80 4000K, Ra80
- SDCM: 3 SDCM
- Input: 24V DC
- Dimming: ON-OFF or DMX512 dimming control
- Net Weight: 1Kg without packing

Order Model

Model	Length	Power	LED Quantity	Max Lumens	Control Systems	Beam	Power Feed type	CCT	Finish
AELV106-14	600mm	14W(Max)	6	748 LM	ET ON-OFF 24V DC Power Supply MT DMX512 Dimming 24V DC Power Supply	C 60°×100°	S Side B Bottom	30 3000K 40 4000K	B Black

Example: AELV106-14ET-CS30B

VIEW-VERTICAL - MODEL: AELV106

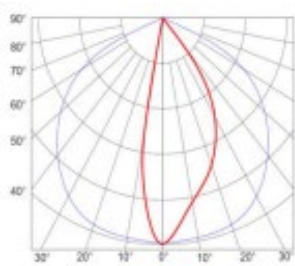
Linear Luminaires



PROJECT:

TYPE:

LIGHT DISTRIBUTION@3000K LUMINAIRE DATA



MODEL:	AELV106-14ET-CS30B
BEAM	60 °×100 °
ANGLE:	
POWER:	16.3W/600mm
LUMENS:	748lm
CBCP:	/
EFFICACY:	45.8lm/W

VIEW-VERTICAL - MODEL: AELV109

Linear Luminaires



PROJECT:

TYPE:

Product Image



Line Drawing



Product Description

The Beacon View Vertical series lighting fixtures are equipped with high-quality chips with strong light efficiency and long lifespan, as well as lenses with unique optical performance. Combined with equidistant layout design, they ensure uniform light output. IP66 waterproof rating and DMX512 dimming control, View Vertical series lamps come out from the side or bottom, and the specially configured Gore breathing valve can effectively balance the internal and external air pressure to prevent condensation, meeting the requirements of LEED outdoor lighting power consumption design.

Product Features

- Body Material: Aluminum extruded lamp body, aluminum die cast end cover
- Optical System: Lens
- Finish: Static electricity powder coating
- Projection direction: /
- Accessories/brackets: Stainless steel fixed bracket ensures precise aiming and continuous lighting
- Certification: CQC
- IP Rating: IP66
- Insulation Level: Class III
- Operating Temperature: -20°C~50°C

Product Specifications

- LED Type: High Power
- LED Power: 19.8W (Max) /900mm
- Source Lm: 3000K 1449lm ;4000K 1539m
- LED Lifetime: >50000h-L70 /B10-Ta25°C(LM-80/TM-21)
- CCT/CRI: 3000K, Ra80 4000K, Ra80
- SDCM: 3 SDCM
- Input: 24V DC
- Dimming: ON-OFF or DMX512 dimming control
- Net Weight: 1.5Kg without packing

Order Model

Model	Length	Power	LED Quantity	Max Lumens	Control Systems	Beam	Power Feed type	CCT	Finish
AELV109-21	900mm	21W(Max)	9	1088 LM	ET ON-OFF 24V DC Power Supply MT DMX512 Dimming 24V DC Power Supply	C 60°×100°	S Side	30 3000K 40 4000K	B Black

Example: ELV109-21ET-CS30B

VIEW-VERTICAL - MODEL: AELV109

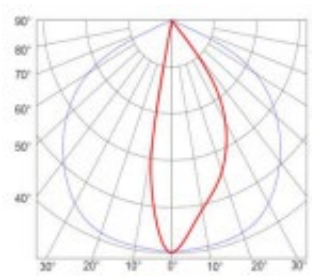
Linear Luminaires



PROJECT:

TYPE:

LIGHT DISTRIBUTION@3000K LUMINAIRE DATA



MODEL:	AELV109-21ET-CS30B
BEAM	60 °×100 °
ANGLE:	
POWER:	23.8W/900mm
LUMENS:	1088lm
CBCP:	/
EFFICACY:	45.7lm/W

VIEW-VERTICAL - MODEL: AELV112

Linear Luminaires

WAC


PROJECT:

TYPE:

Product Image



Line Drawing



Product Description

The Beacon View Vertical series lighting fixtures are equipped with high-quality chips with strong light efficiency and long lifespan, as well as lenses with unique optical performance. Combined with equidistant layout design, they ensure uniform light output. IP66 waterproof rating and DMX512 dimming control, View Vertical series lamps come out from the side or bottom, and the specially configured Gore breathing valve can effectively balance the internal and external air pressure to prevent condensation, meeting the requirements of LEED outdoor lighting power consumption design.

Product Features

- Body Material: Aluminum extruded lamp body, aluminum die cast end cover
- Optical System: Lens
- Finish: Static electricity powder coating
- Projection direction: /
- Accessories/brackets: Stainless steel fixed bracket ensures precise aiming and continuous lighting
- Certification: CQC
- IP Rating: IP66
- Insulation Level: Class III
- Operating Temperature: -20°C~50°C

Product Specifications

- LED Type: High Power
- LED Power: 26.4W (Max) /1200mm
- Source Lm: 3000K 1932lm ;4000K 2052m
- LED Lifetime: >50000h-L70 /B10-Ta25°C(LM-80/TM-21)
- CCT/CRI: 3000K, Ra80 4000K, Ra80
- SDCM: 3 SDCM
- Input: 24V DC
- Dimming: ON-OFF or DMX512 dimming control
- Net Weight: 2Kg without packing

Order Model

Model	Length	Power	LED Quantity	Max Lumens	Control Systems	Beam	Power Feed type	CCT	Finish
AELV112-28	1200m m	28W(Max)	12	1399 LM	ET ON-OFF 24V DC Power Supply MT DMX512 Dimming 24V DC Power Supply	C 60°×100°	S Side B Bottom	30 3000K 40 4000K	B Black

Example: AELV112-28ET-CS30B

VIEW-VERTICAL - MODEL: AELV112

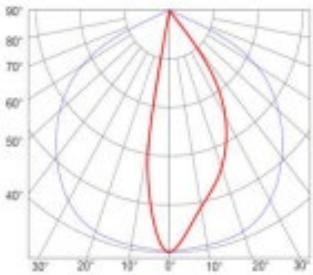
Linear Luminaires



PROJECT:

TYPE:

LIGHT DISTRIBUTION@3000K LUMINAIRE DATA



MODEL:	AELV112-28ET-CS30B
BEAM	60 °×100 °
ANGLE:	
POWER:	30.8W/1200mm
LUMENS:	1399lm
CBCP:	/
EFFICACY:	45.4lm/W