

LEDME II - MODEL: ASLIR7FLD

Recessed Showcase Lighting

WAC
ARCHITECTURAL

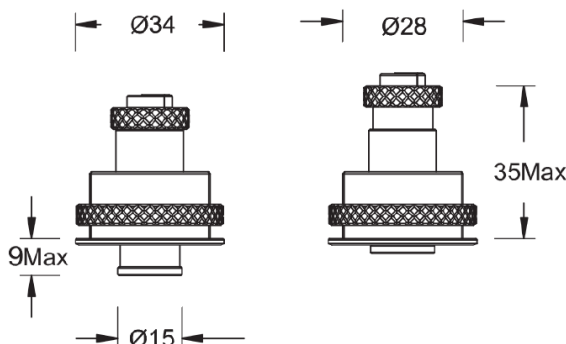
PROJECT:

TYPE:

Product Image



Line Drawing



Product Description

LED me II series display case light products are simple and compact in appearance, using WAC's leading SUBROSA anti-glare technology, with precise adjustable focus lighting design, which can be very convenient to adjust the light spot according to the characteristics of the exhibition. According to different display cases or application scenarios, the creative use of patented structural design, can support the focus operation from the front or from the back (dual use of one lamp), to meet the needs of different exhibitions, suitable for museum display cases and high-end art exhibitions.

Product Features

- **Body Material:** Aluminum alloy die-casting
- **Optical System:** Zoom optical lens + SUBROSA
- **Finish:** Liquid spraying, (BK)
- **Adjustable Angle:** Adjust horizontally in any direction; Vertical -30° to 30°
- **Accessories:** Extension cable is optional
- **Certification:** CQC
- **IP Rating:** IP20
- **Insulation Level:** Class III
- **Operating Temperature:** -20°C~40°C

Product Specifications

- **Cut-out:** Ø29mm
- **Ceiling Thickness:** 1~10mm
- **LED Type:** High-Power LED
- **LED Power:** 1W
- **Source Lm:** 100 lm(3000K) / 110 lm(4000K)
- **LED Lifetime:** >50000h-L70/B10-Ta25°C(LM-80/TM-21)
- **CCT/CRI:** 3000K/4000K, Ra90 or Ra97(>Ra95)
- **SDCM:** 3 SDCM
- **Input:** 350mA/ 3V DC (Constant current drive)
- **Dimming:** For matching WAC special appliances, see accessories
- **Net Weight:** 0.1Kg without packing

Order Model

Model	LED	Drive	Beam	CRI	CCT	Finish
ASLIR7F LEDme II	LD LED 1W	M MTB driver N Single wire	F 8°~40°	9 Ra90 A Ra97	30 3000K 40 4000K	BK Black
ASLIR7F	LD	N	F	9	30	BK

Example: ASLIR7FLD-NF930BK

Note: Appliances are not included in the model

LEDME II - MODEL: ASLIR7FLD

Recessed Showcase Lighting

WAC
ARCHITECTURAL

PROJECT:

TYPE:

Accessory

Note: ASLIR7 original lamp input wire length is about 0.5 meters.

AMTB-CABLE-1000-BK

Special extension cable: used between MTB power splitter and ASLIR7 showcase lamp, total length 1m,



Note: Dedicated MTB power dividers and extension cords must be ordered separately (<http://www.waclighting.com.cn/products/detail/3147>).

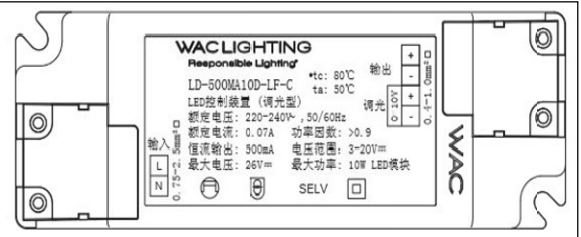
A4LD-350MA10D-LF-C

ASLIR7FLM-N Special electrical appliance:

input 220V~240V AC / 50Hz, output 350mA, 6~30V

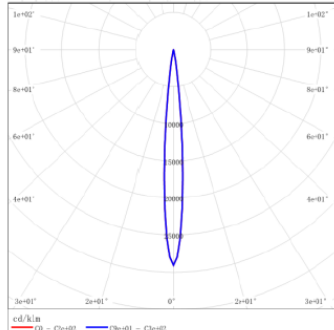
Supports 0-10V dimming and is capable of driving
2-8 luminaires (in series)

dimension (L*W*H): 121*41*22mm

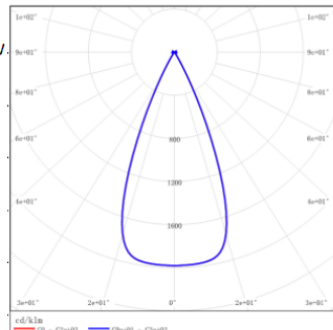


Note: Dedicated electrical appliances shall be ordered separately.

LIGHT DISTRIBUTION@3000K LUMINAIRE DATA



MODEL :	ASLIR7FLD Narrow
BEAM ANGLE:	8°
POWER :	Electrics free
LUMENS :	13lm
CBCP :	375cd
EFFICACY :	/



MODEL :	ASLIR7FLD Wide
BEAM ANGLE:	40°
POWER :	Electrics free
LUMENS :	44lm
CBCP :	86cd
EFFICACY :	/

LEDME II - MODEL: ASLIR5FLM-*R

Recessed Showcase Lighting

WAC
ARCHITECTURAL

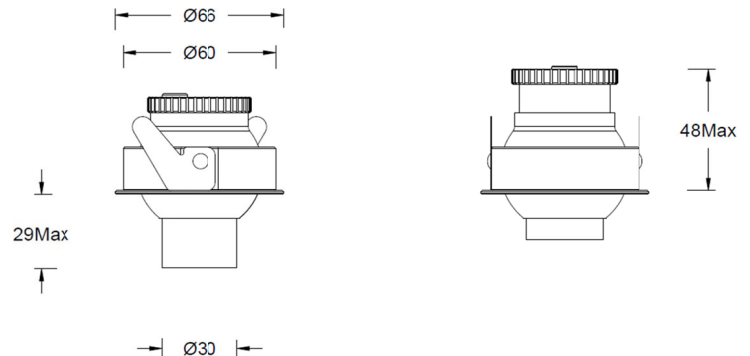
PROJECT:

TYPE:

Product Image



Line Drawing



Product Description

LED me II series display case light products are simple and compact in appearance, using WAC's leading SUBROSA anti-glare technology, with precise adjustable focus lighting design, which can be very convenient to adjust the light spot according to the characteristics of the exhibition. According to different display cases or application scenarios, the creative use of patented structural design, can support the focus operation from the front or from the back (dual use of one lamp), to meet the needs of different exhibitions, suitable for museum display cases and high-end art exhibitions.

Product Features

- Body Material: Aluminum alloy die-casting
- Optical System: Zoom optical lens +SUBROSA
- Finish: Liquid spraying, (BK)
- Adjustable Angle: Adjust horizontally in any direction; vertical - 30~30°
- Accessories: Extension cable is optional
- Certification: CQC
- IP Rating: IP20
- Insulation Level: Class III
- Operating Temperature: -20°C~40°C

Product Specifications

- Cut-out: Ø62mm
- Ceiling Thickness: 5~15mm
- LED Type: High-Power LED
- LED power: 6W
- Source Lm: 480lm(3000K) / 510lm (4000K)
- LED Lifetime: >50000h-L70 / B10-Ta25°C(LM-80/TM-21)
- CCT/CRI: 3000K / 4000K , Ra90或Ra97(>Ra95)
- SDCM: 3 SDCM
- Input: 220~240VAC / 50Hz
- Dimming: For matching WAC special appliances, see accessories
- Net Weight: 0.35Kg without packing

Order Model

Model	LED	Drive	Beam	CRI	CCT	Finish
ASLIR5F LEDme II	LM LED 6W	NR Single Wire ER ON-OFF DR 0-10V Dimming	F 8°~ 40°	9 Ra90 A Ra97	30 3000K 40 4000K	BK Black WT White
ASLIR5F	LM	NR	F	9	30	BK

Example : ASLIR5FLM-NRF930BK

WAC Lighting
www.waclighting.com (US)
www.waclighting.com.cn (China)

Headquarters
44 Harbor Park Drive • Port Washington, NY
Phone (516) 515.5000 • Fax (516) 515.5050

WAC Lighting(Shanghai)
14, Lane 299, Bi Sheng Road, Shanghai 201204
Phone (86.21) 3393.3558 • Fax (86.21) 3362.1598

LEDME II - MODEL: ASLIR5FLM-*R

Recessed Showcase Lighting



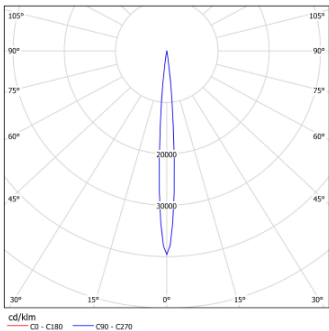
PROJECT:

TYPE:

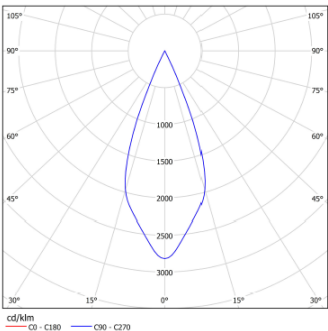
Accessory

/

LIGHT DISTRIBUTION@3000K LUMINAIRE DATA



MODEL :	ASLIR5FLM Narrow Angle
BEAM ANGLE:	8°
POWER :	7.5W
LUMENS :	78lm
CBCP :	3098cd
EFFICACY :	10 lm/W



MODEL :	ASLIR5FLM Wide Angle
BEAM ANGLE:	40°
POWER :	7.5W
LUMENS :	199lm
CBCP :	560cd
EFFICACY :	27 lm/W